



US00D423905S

**United States Patent** [19]  
**Keller**

[11] **Patent Number: Des. 423,905**

[45] **Date of Patent: \*\* May 2, 2000**

[54] **PULL FOR FURNITURE**

[75] Inventor: **H. Thomas Keller**, High Point, N.C.

[73] Assignee: **Henredon Furniture Industries, Inc.**,  
Morganton, N.C.

[\*\*] Term: **14 Years**

[21] Appl. No.: **29/104,728**

[22] Filed: **May 11, 1999**

[51] **LOC (7) Cl.** ..... **08-06**

[52] **U.S. Cl.** ..... **D8/320; D8/306; D8/307;**  
D8/319

[58] **Field of Search** ..... D8/300, 306, 307,  
D8/315-320, 350; 16/110 R, 111 R, 124,  
125, 126

[56] **References Cited**

**U.S. PATENT DOCUMENTS**

D. 196,834 11/1963 Smith, Jr. .

D. 212,685 11/1968 Deadrick .

D. 214,869 8/1969 Holmes .

D. 221,053 7/1971 McCain et al. .

D. 405,217 2/1999 Joli ..... D8/350

*Primary Examiner*—B. J. Bullock

*Attorney, Agent, or Firm*—Alston & Bird LLP

[57] **CLAIM**

The ornamental design for a pull for furniture, as shown and described.

**DESCRIPTION**

FIG. 1 is a front elevational view of the pull for furniture of the design of this invention;

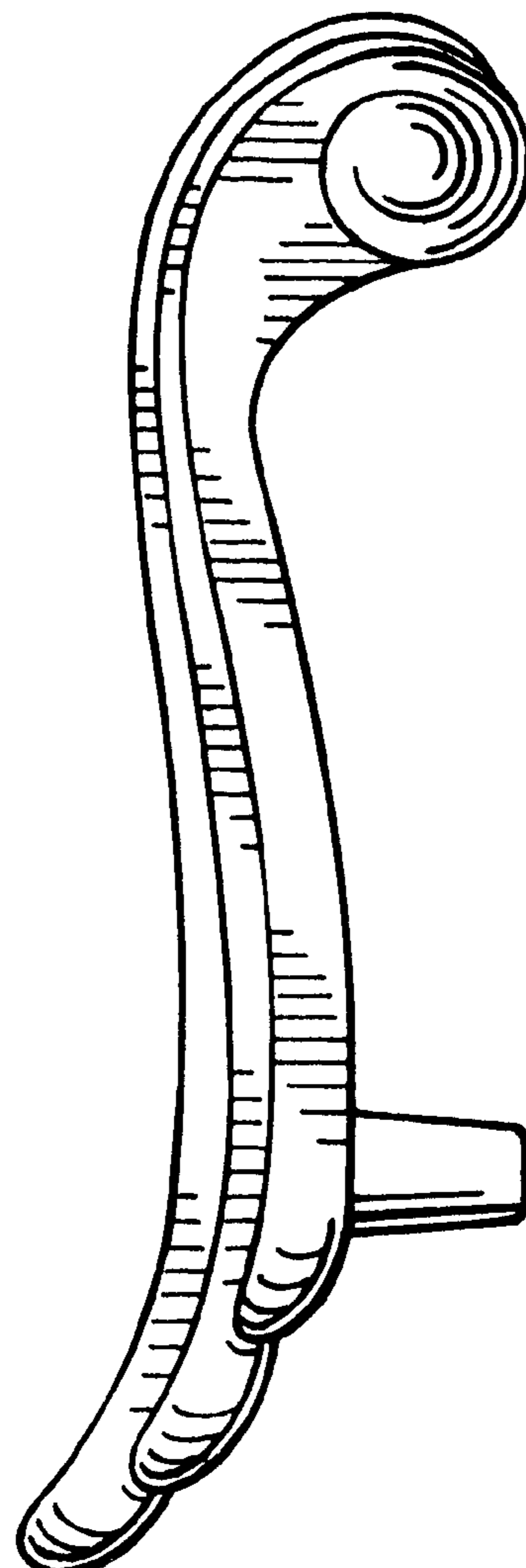
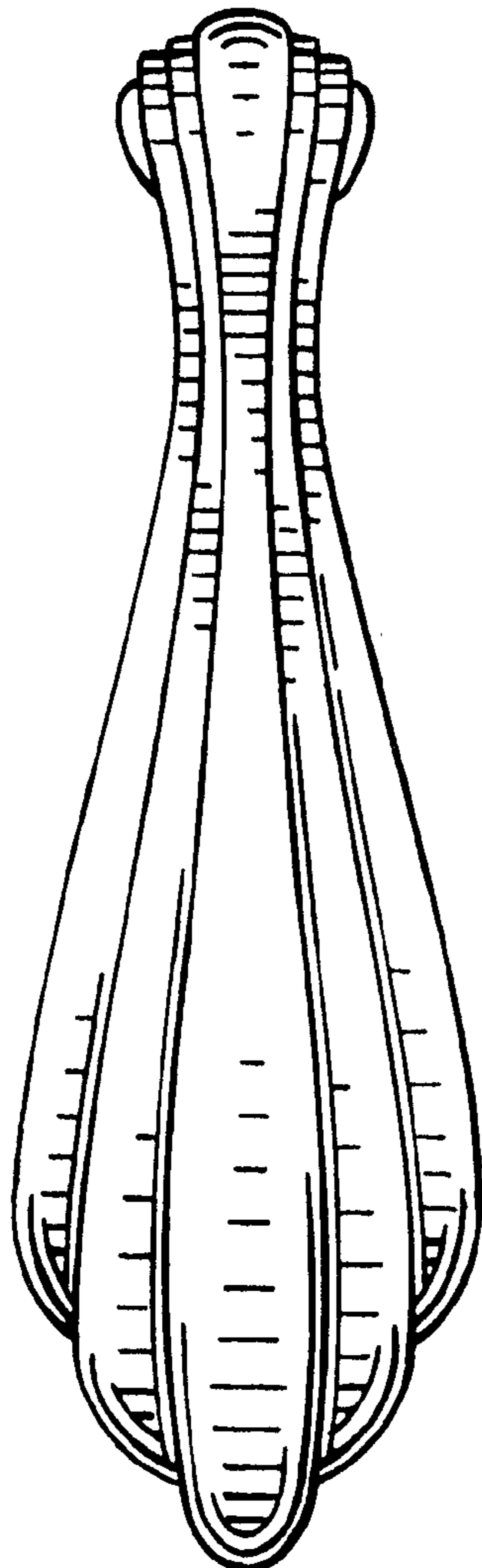
FIG. 2 is a side elevational view of the pull shown in FIG. 1, the side opposite being a mirror image;

FIG. 3 is a rear elevational view of the pull shown in FIG. 1;

FIG. 4 is a bottom plan view of the pull shown in FIG. 1; and,

FIG. 5 is a top plan view of the pull shown in FIG. 1.

**1 Claim, 1 Drawing Sheet**



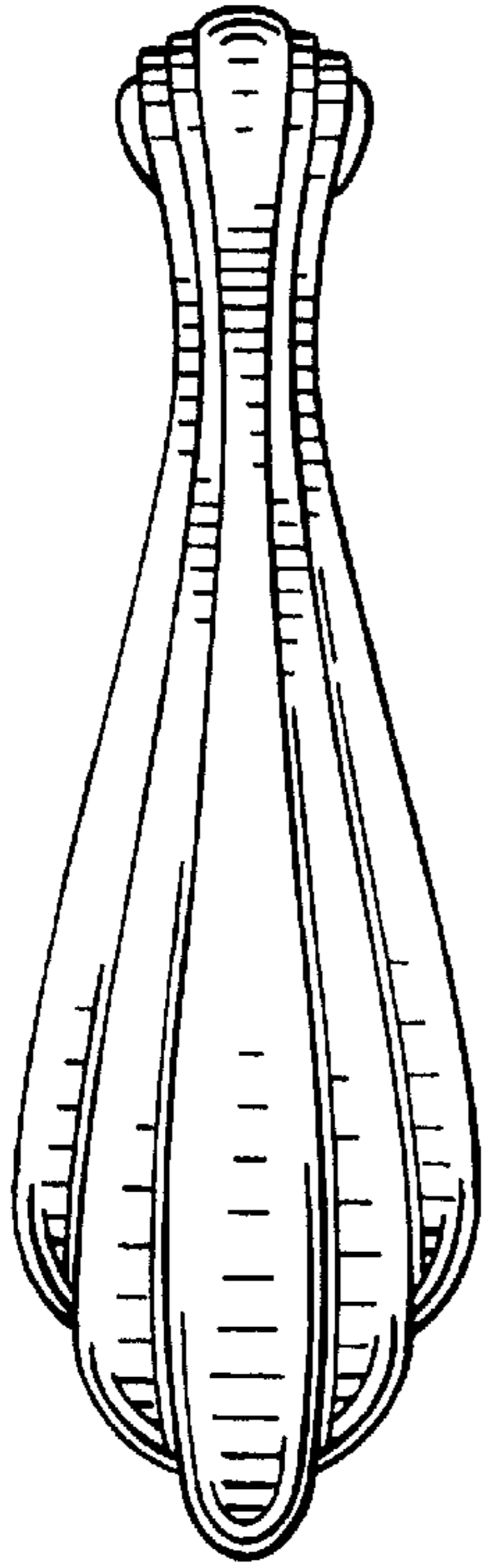


FIG. 1.

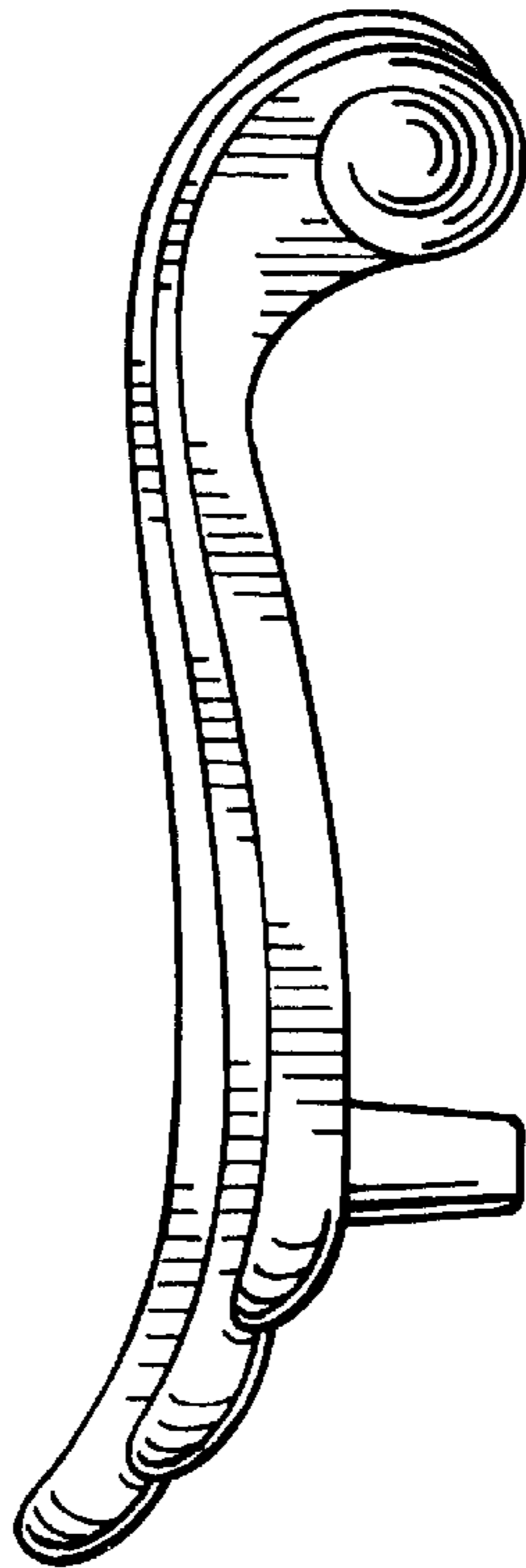


FIG. 2.

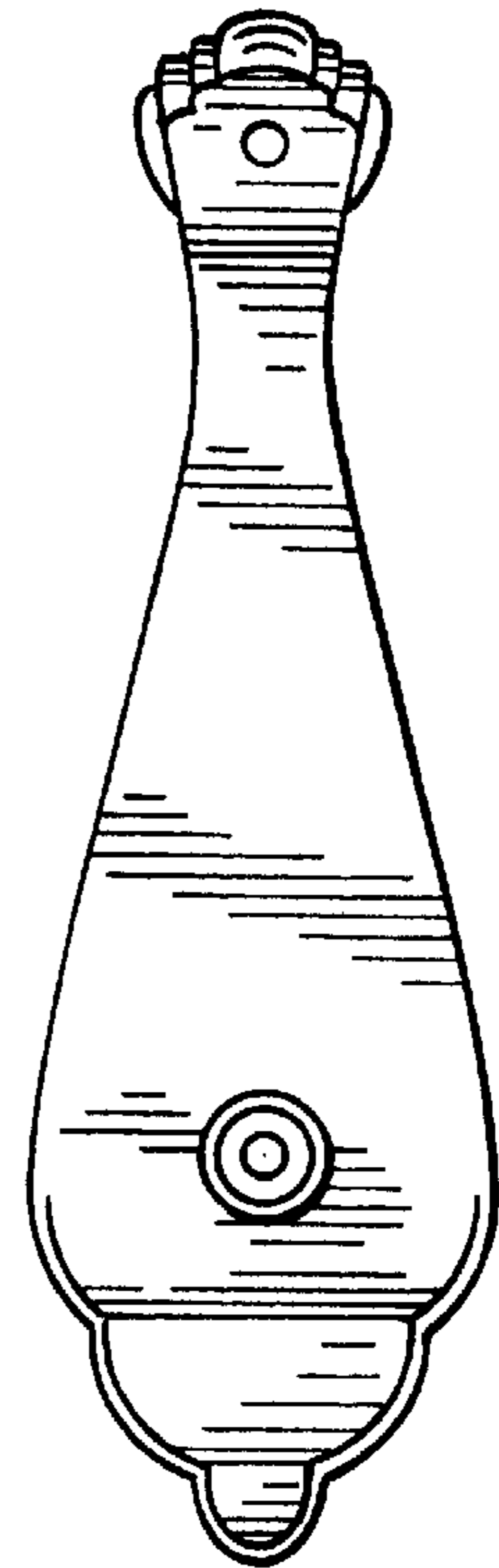


FIG. 3.




FIG. 4.




FIG. 5.