



US00D423904S

United States Patent [19]
Caugh et al.

[11] **Patent Number: Des. 423,904**
[45] **Date of Patent: ** May 2, 2000**

[54] **DESIGN FOR A PULL**

[75] Inventors: **Gerald Caugh**, Rockford; **Kevin DeWald**, Spring Lake; **Deborah Mattson**, Plainwell, all of Mich.

[73] Assignee: **Belwith International**, Grandville, Mich.

[**] Term: **14 Years**

[21] Appl. No.: **29/082,813**

[22] Filed: **Jan. 7, 1998**

Related U.S. Application Data

[62] Division of application No. 29/047,099, Nov. 22, 1995, Pat. No. Des. 390,768, which is a division of application No. 29/043,404, Sep. 1, 1995, Pat. No. Des. 380,134, which is a division of application No. 29/015,019, Nov. 5, 1993, Pat. No. Des. 369,289.

[51] **LOC (7) Cl.** **08-06**

[52] **U.S. Cl.** **D8/317**

[58] **Field of Search** D8/300, 315-328;
16/110 R, 111 R, 124

[56] **References Cited**

U.S. PATENT DOCUMENTS

D. 197,954 4/1964 Heyer .
D. 232,517 8/1974 Zagaroli .
D. 326,990 6/1992 Bishop .

OTHER PUBLICATIONS

Home Hardware—Cabinet Hardware Cat; p. 8; pull 4402.

Primary Examiner—B. J. Bullock

Attorney, Agent, or Firm—Rader, Fishman & Grauer PLLC

[57] **CLAIM**

The ornamental design for a pull, as shown and described.

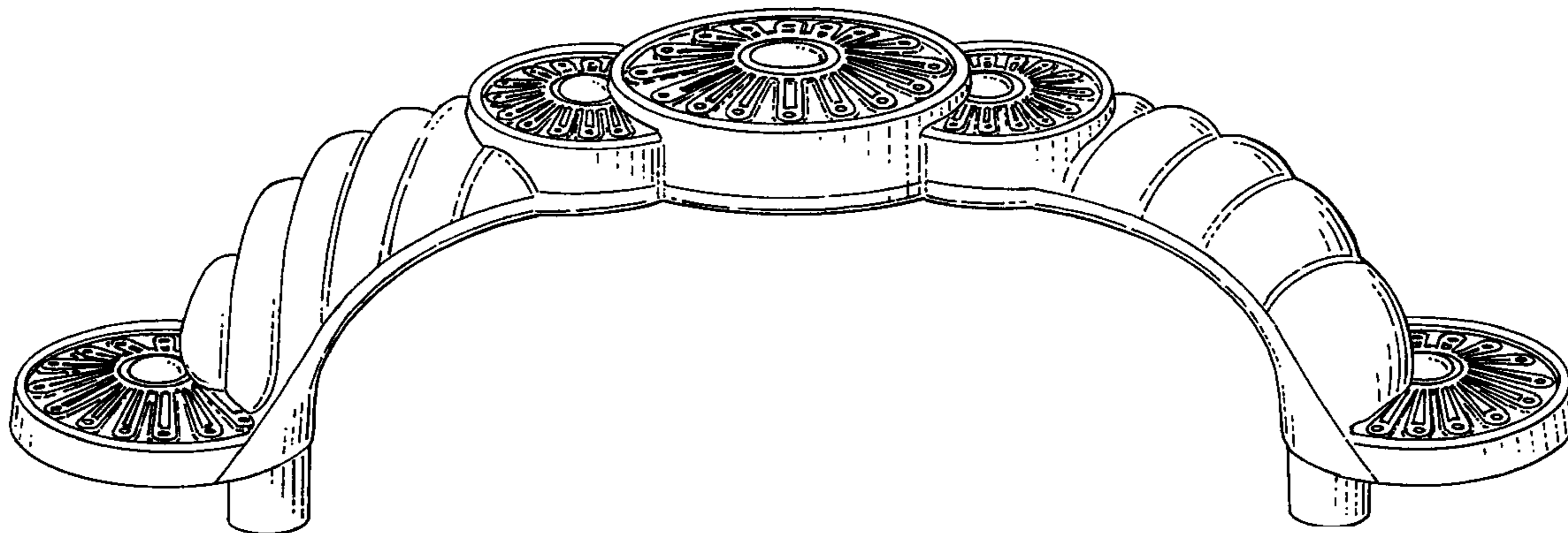
DESCRIPTION

FIG. 1 is a front elevational view of the pull of the present invention.

FIG. 2 is a bottom elevational view of the pull of FIG. 1, the top elevational view being substantially identical thereto; and,

FIG. 3 is a bottom/front perspective view of the pull of the present invention.

1 Claim, 2 Drawing Sheets






FIG. 1

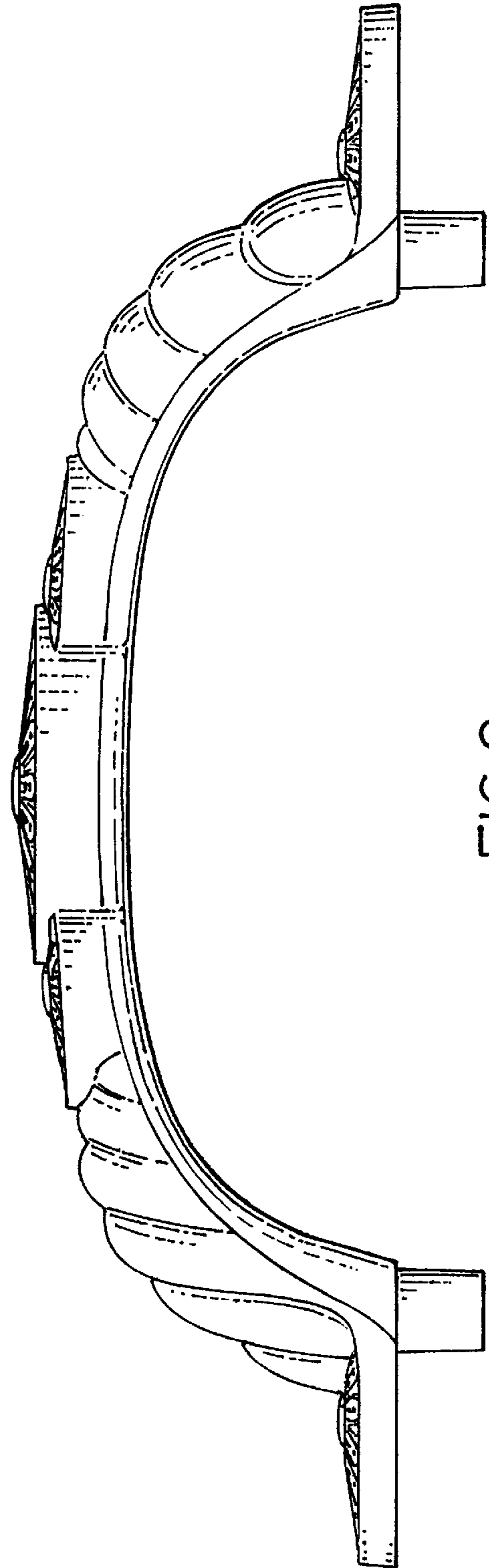


FIG. 2

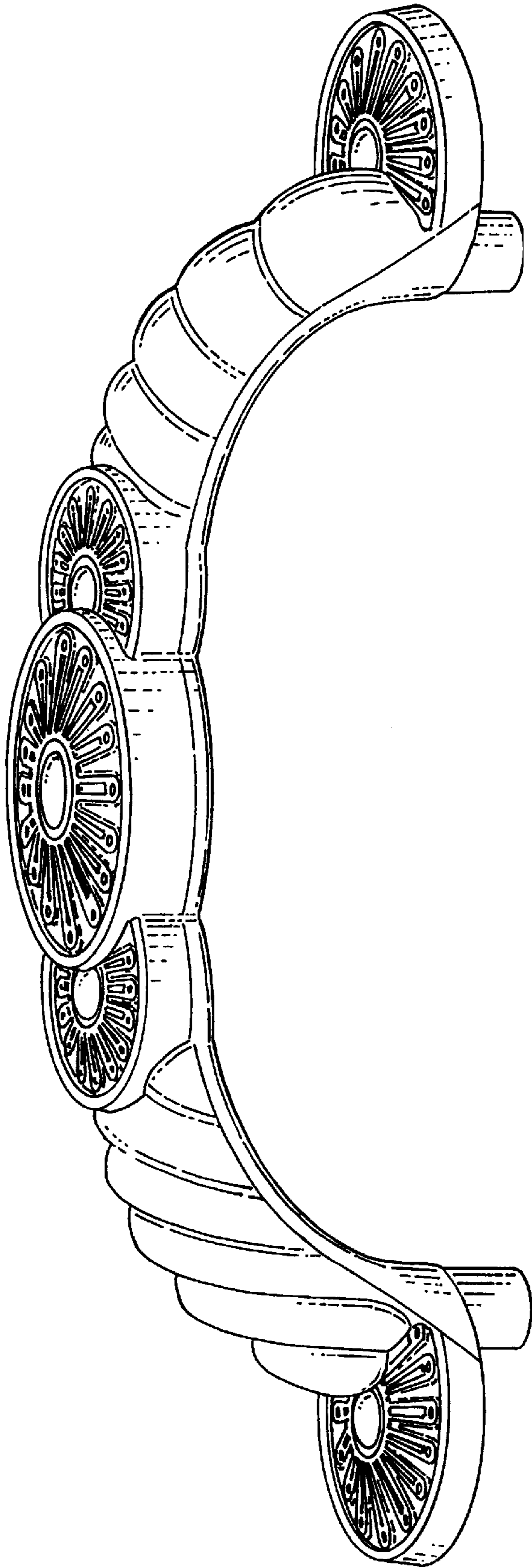


FIG. 3