



US00D423893S

# United States Patent [19]

[11] **Patent Number: Des. 423,893**

**Mackin et al.**

[45] **Date of Patent: \*\* May 2, 2000**

[54] **SCISSORS HANDLE**

[75] Inventors: **John Mackin**, San Dimas, Calif.;  
**Eddie Lee**, Taipei, Taiwan

[73] Assignee: **Huge Way International Co., Ltd.**,  
Taipei, Taiwan

[\*] Notice: This patent is subject to a terminal disclaimer.

[\*\*] Term: **14 Years**

[21] Appl. No.: **29/110,599**

[22] Filed: **Sep. 9, 1999**

[51] **LOC (7) Cl.** ..... **08-05**

[52] **U.S. Cl.** ..... **D8/52**

[58] **Field of Search** ..... D8/52, 55, 58,  
D8/105, 54, 5, 107; 7/125, 127-129, 132,  
134, 135, 167, 168; 81/300, 427.5

[56] **References Cited**

**U.S. PATENT DOCUMENTS**

D. 392,519 3/1998 Hung ..... D8/5  
5,979,059 11/1999 Leatherman et al. .... 7/128

*Primary Examiner*—Alan P. Douglas

*Assistant Examiner*—Reid Hecker

*Attorney, Agent, or Firm*—Alan Kamrath; Oppenheimer  
Wolff & Donnelly LLP

[57] **CLAIM**

The ornamental design for scissors handle, as shown and described.

**DESCRIPTION**

FIG. 1 is a perspective view of a scissors handle showing my new design, the broken line drawing of the scissors is for illustrative purposes only and forms no part of the claimed design;

FIG. 2 is a front elevational view thereof, the broken line drawing of the scissors is for illustrative purposes only and forms no part of the claimed design,

FIG. 3 is a rear elevational view thereof, the broken line drawing of the scissors is for illustrative purposes only and forms no part of the claimed design;

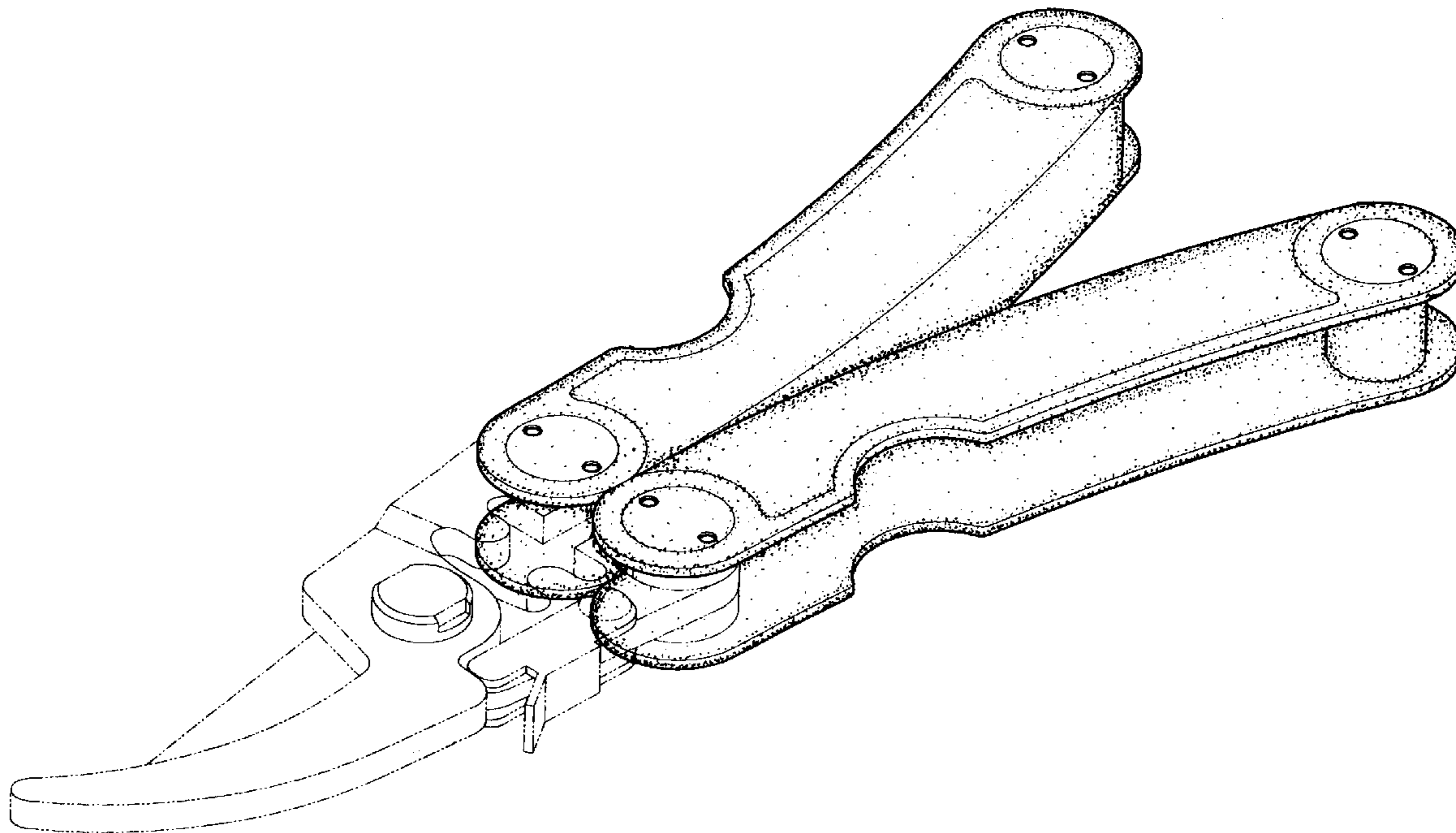
FIG. 4 is a left elevational view thereof, the broken line drawing of the scissors is for illustrative purposes only and forms no part of the claimed design;

FIG. 5 is a right elevational view thereof, the broken line drawing of the scissors is for illustrative purposes only and forms no part of the claimed design;

FIG. 6 is a top plan view thereof, the broken line drawing of the scissors is for illustrative purposes only and forms no part of the claimed design; and,

FIG. 7 is bottom plan view thereof, the broken line drawing of the scissors is for illustrative purposes only and forms no part of the claimed design.

**1 Claim, 4 Drawing Sheets**



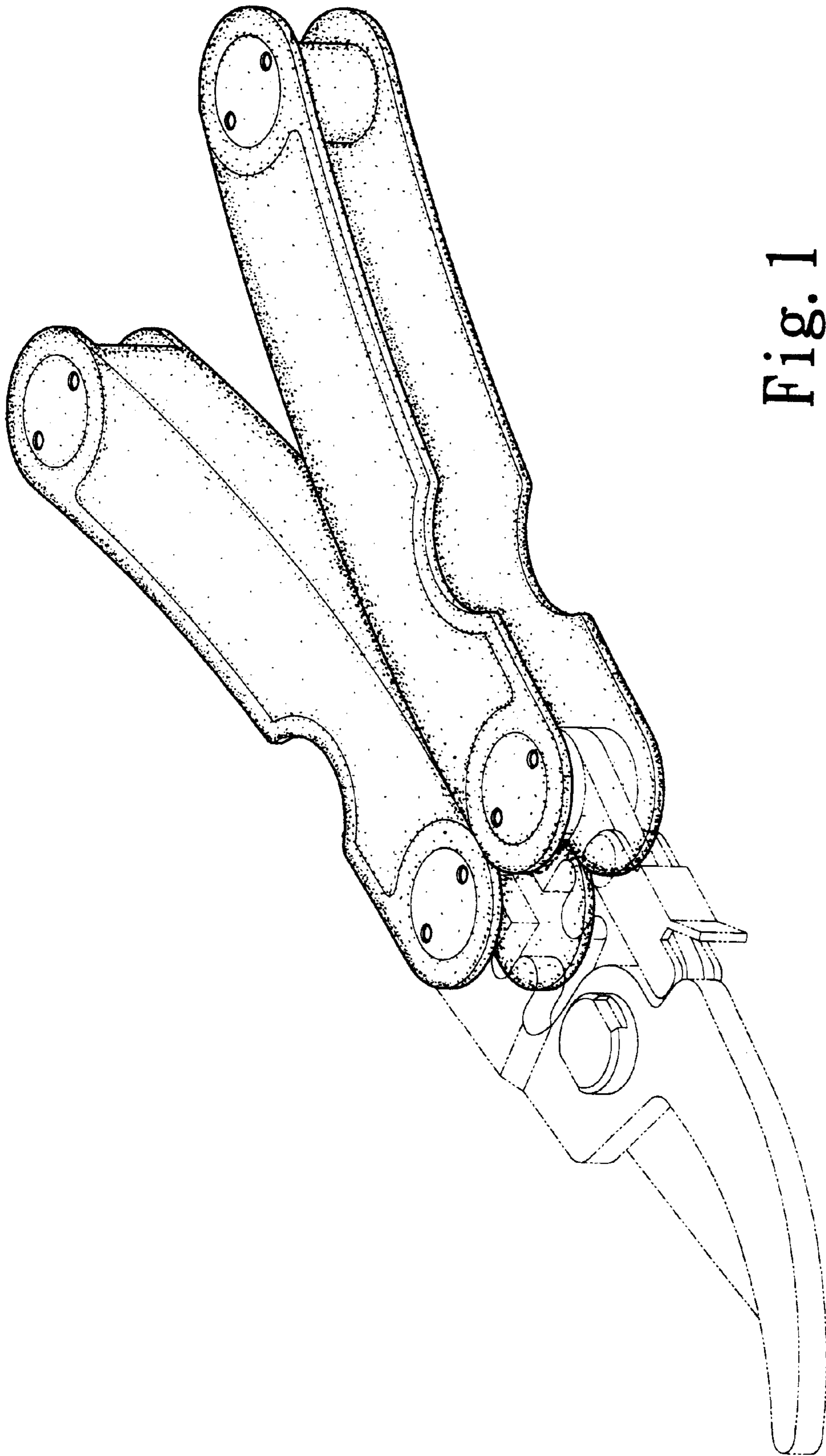


Fig. 1

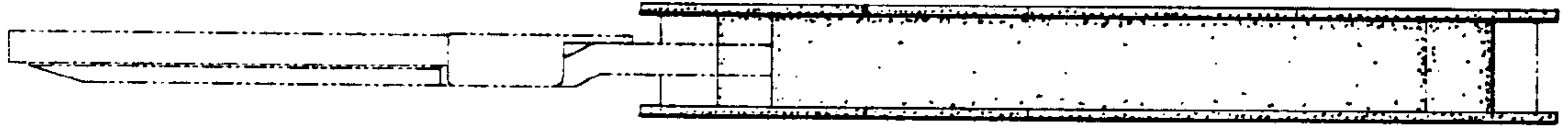


Fig. 2

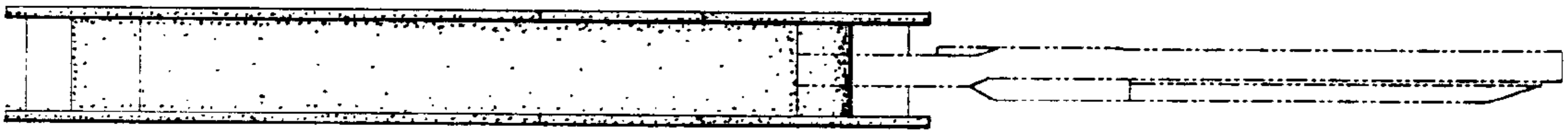


Fig. 3

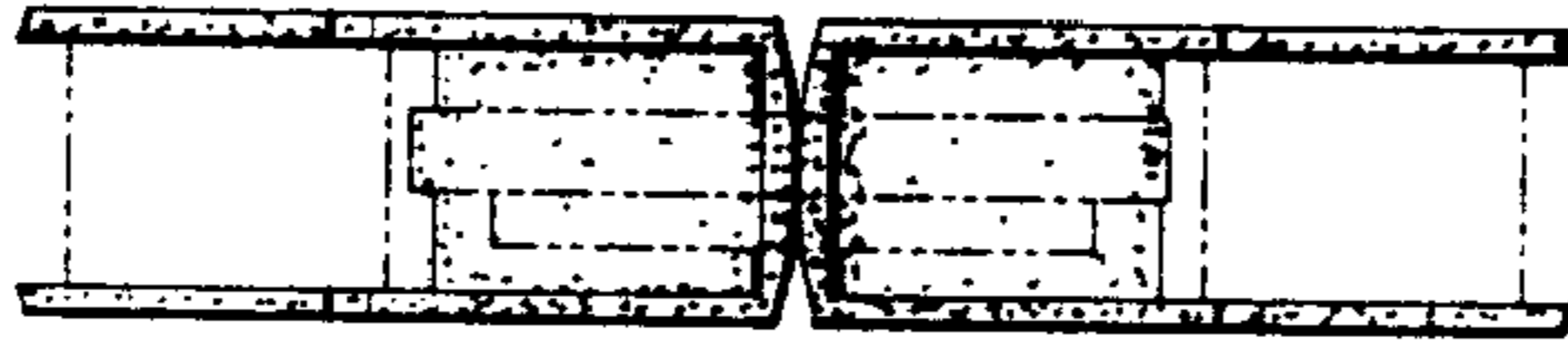


Fig. 4

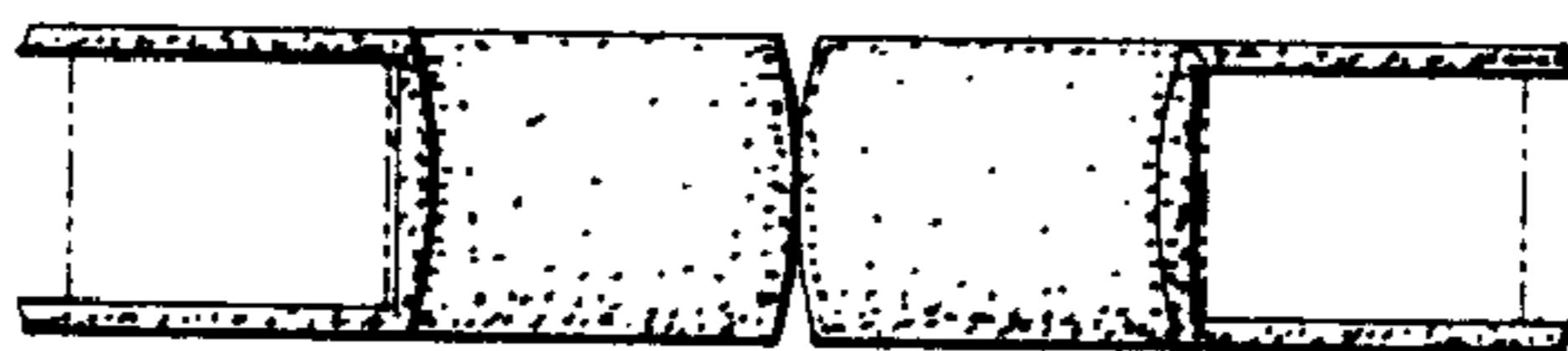


Fig. 5

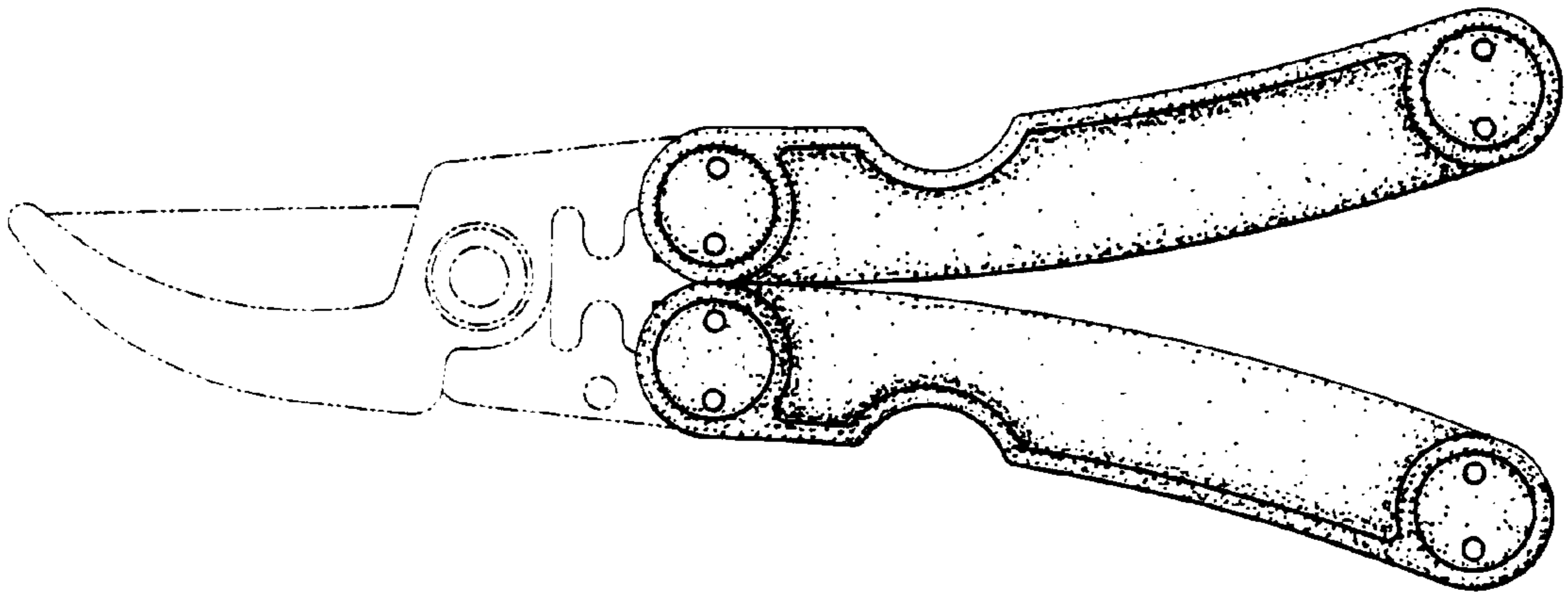


Fig. 6

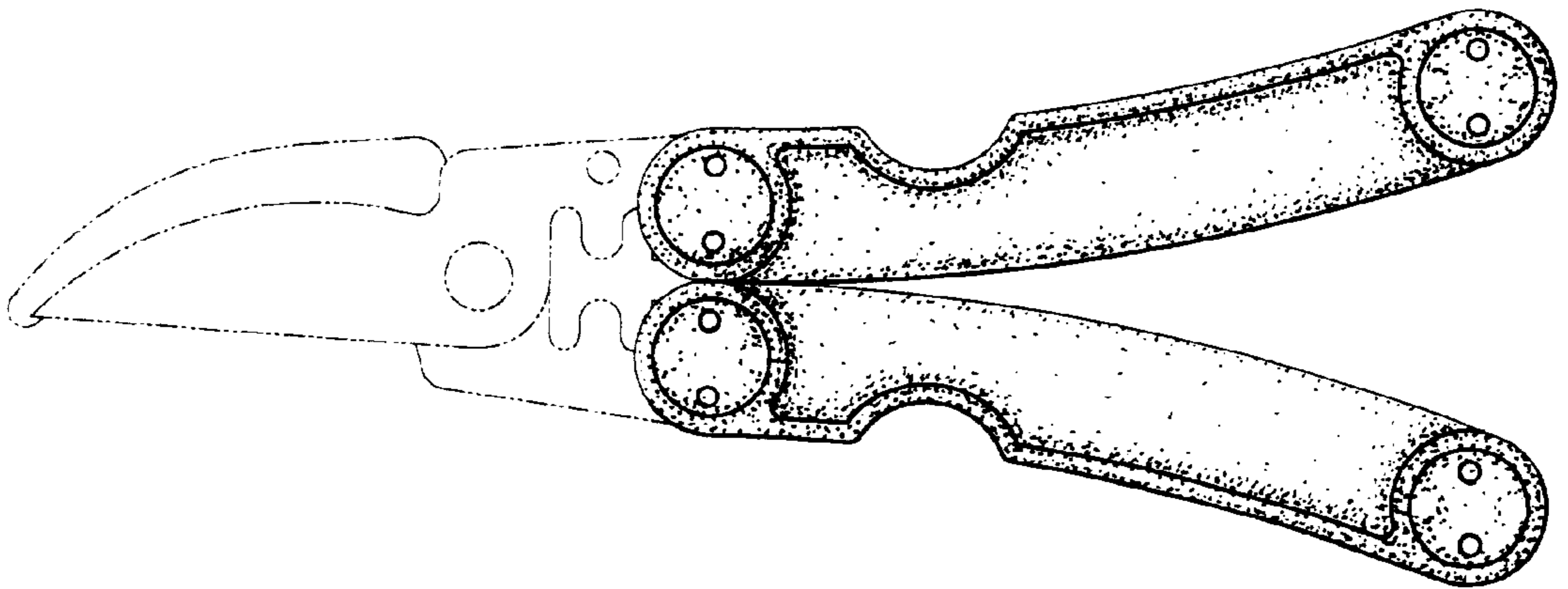


Fig. 7