



US00D423884S

United States Patent [19]
Greenwood

[11] **Patent Number: Des. 423,884**

[45] **Date of Patent: ** May 2, 2000**

[54] **BEVERAGE HOLDER FOR A STROLLER**

[75] Inventor: **Mark H. Greenwood**, Arlington Heights, Ill.

[73] Assignee: **Graco Children's Products Inc.**, Elverson, Pa.

[**] Term: **14 Years**

[21] Appl. No.: **29/067,807**

[22] Filed: **Mar. 20, 1997**

[51] **LOC (7) Cl.** **07-06**

[52] **U.S. Cl.** **D7/620**

[58] **Field of Search** D7/619-625; D12/419, D12/420, 133; D34/12, 27; 211/74, 88, 113; 248/214, 215, 230.8, 311.2

[56] **References Cited**

U.S. PATENT DOCUMENTS

- D. 153,348 4/1949 Gainsbro .
- D. 228,304 9/1973 Lerew et al. .
- D. 319,951 9/1991 Frankel .
- 591,390 10/1897 Dunnigan .
- 809,896 1/1906 Bender .
- 1,134,577 4/1915 Apple .
- 1,577,298 3/1926 Roeller .
- 2,437,331 3/1948 Murray et al. .
- 2,745,465 5/1956 Hogan .
- 2,750,951 6/1956 Barnwell .
- 2,912,991 11/1959 Shinn .
- 3,036,717 5/1962 Johnson .
- 3,107,029 10/1963 Rylander .
- 3,113,677 12/1963 Johnson .
- 3,118,645 1/1964 Lewis et al. .
- 3,532,318 10/1970 Lloyd .
- 3,603,549 9/1971 Brilando .
- 3,698,675 10/1972 Lerew et al. .
- 3,840,153 10/1974 Devlin .
- 3,904,041 9/1975 Medgebow .
- 4,071,175 1/1978 Wagnon .
- 4,088,250 5/1978 Schaefer .

- 4,256,281 3/1981 Harris et al. .
- 4,274,567 6/1981 Sawyer .
- 4,289,156 9/1981 Ulics .
- 4,312,465 1/1982 Sinkhorn et al. .

(List continued on next page.)

FOREIGN PATENT DOCUMENTS

1236 11/1892 United Kingdom .

Primary Examiner—Terry A. Wallace
Attorney, Agent, or Firm—Olson & Hierl, Ltd.

[57] **CLAIM**

The ornamental design for an beverage holder for a stroller, as shown and described.

DESCRIPTION

FIG. 1 is a perspective view of one embodiment of my design for a beverage holder that is associatable with the handle bar of a stroller, this view also showing in phantom the upper portion of a illustrative beverage can which is held in the receptacle of the beverage holder;

FIG. 2 is a top plan view of the FIG. 1 beverage holder;

FIG. 3 is a front side elevational view of the FIG. 1 beverage holder;

FIG. 4 is a back side elevational view of the FIG. 1 beverage holder;

FIG. 5 is a right side (relative to FIG. 3) elevational view of the FIG. 1 beverage holder (the left side being a mirror image of the right side);

FIG. 6 is a bottom plan view of the FIG. 1 beverage holder;

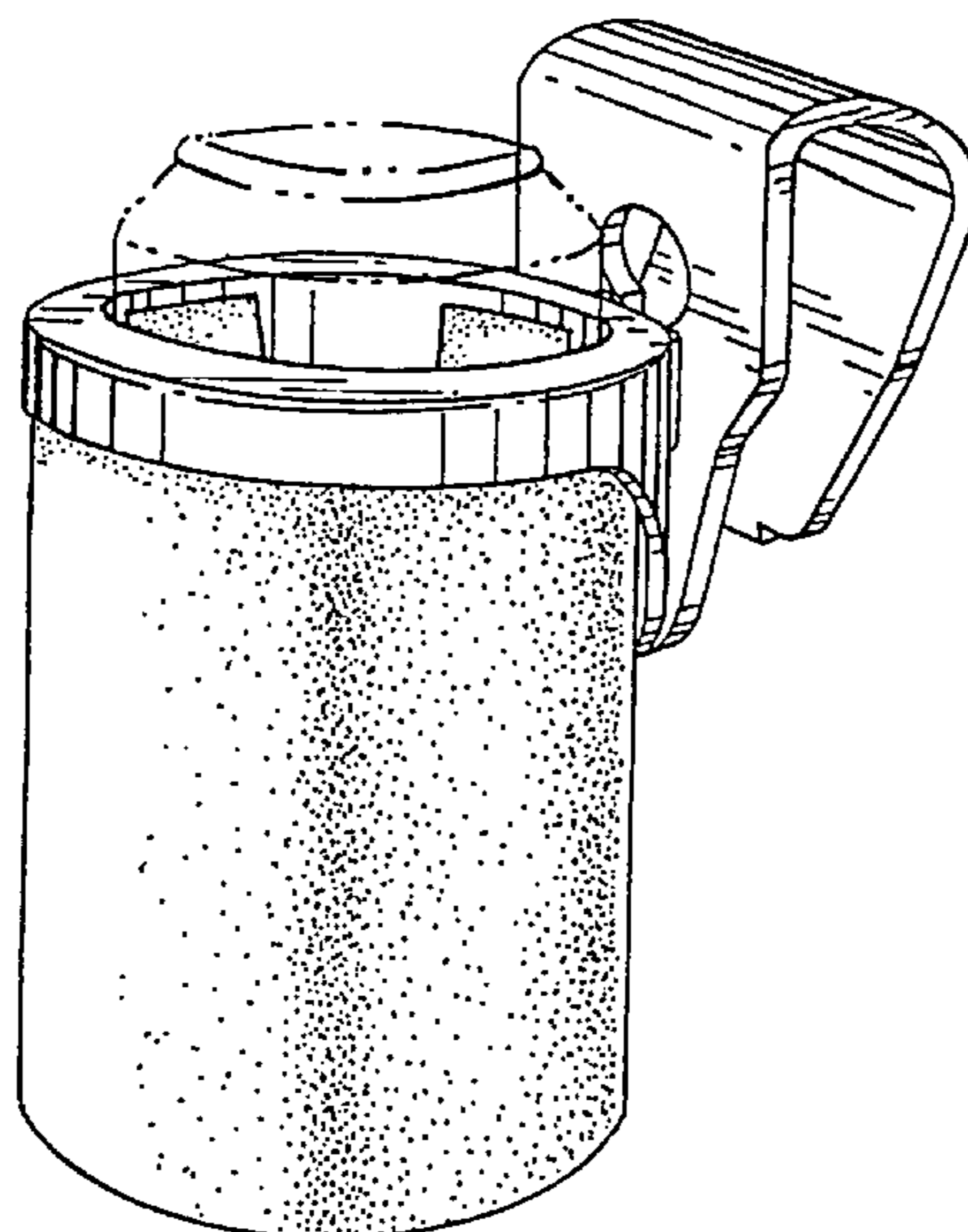
FIG. 7 is a view similar to FIG. 4 but with the clip removed from the receptacle;

FIG. 8 is a front side elevational view of the clip; and,

FIG. 9 is a fragmentary perspective exploded view of clip and receptacle of the FIG. 1 beverage holder showing the hexagonal configuration of the receptacle's clip-connecting stub shaft shank.

The receptacle and clip are shown separately in FIGS. 1-9 for clarity of illustration.

1 Claim, 2 Drawing Sheets



Des. 423,884

Page 2

U.S. PATENT DOCUMENTS

			4,896,858	1/1990	Sokolski et al. .
4,410,115	10/1983	McClain, Jr. et al. .	5,020,755	6/1991	Frankel .
4,491,257	1/1985	Ingles .	5,141,192	8/1992	Adams .
4,570,835	2/1986	Criqui et al. .	5,143,335	9/1992	Frankel .
4,767,092	8/1988	Weatherly .	5,244,175	9/1993	Frankel .
4,844,400	7/1989	Jasmagy, Jr. .	5,400,900	3/1995	Frankel .
4,856,744	8/1989	Frankel .			

FIG. 1

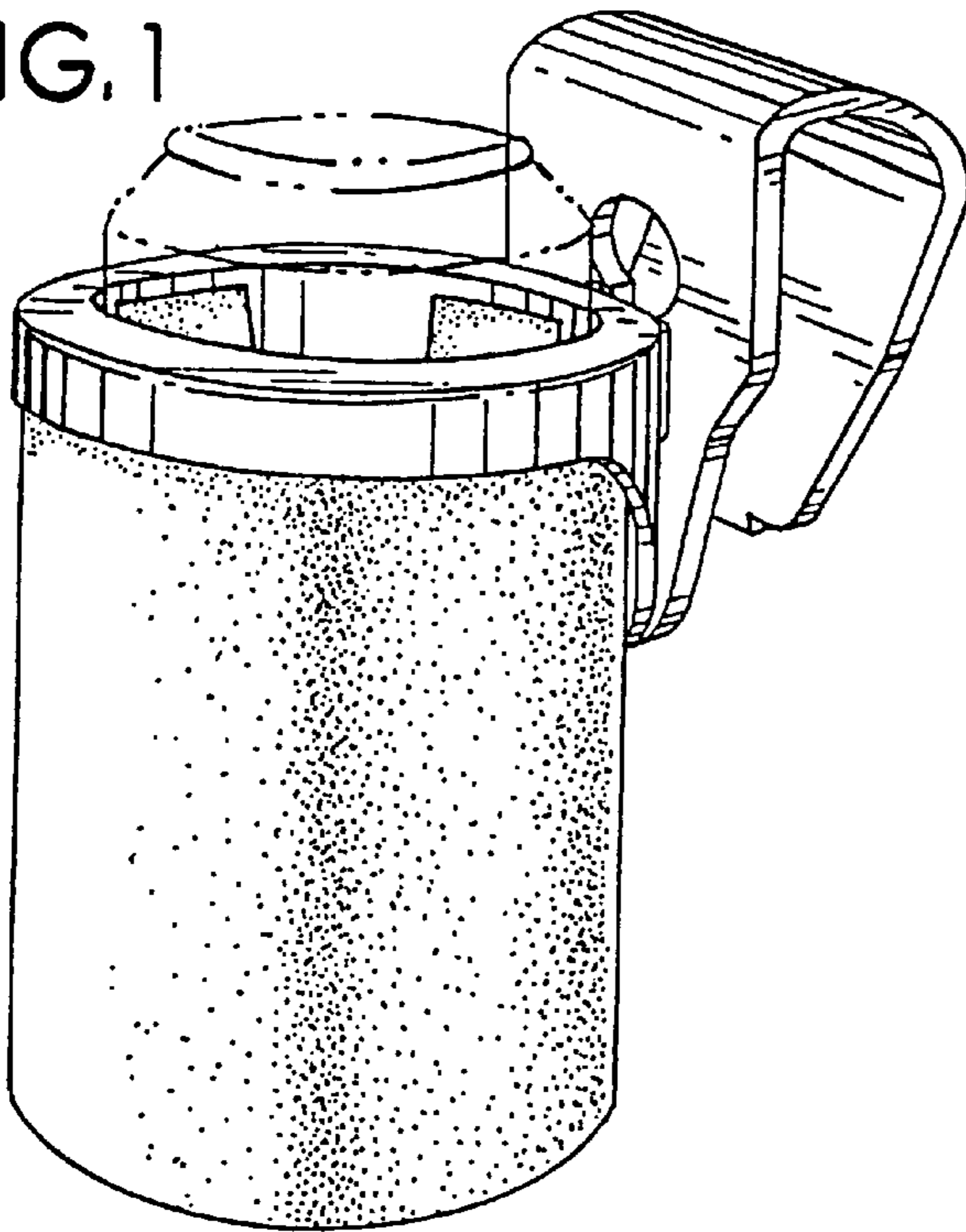


FIG. 2

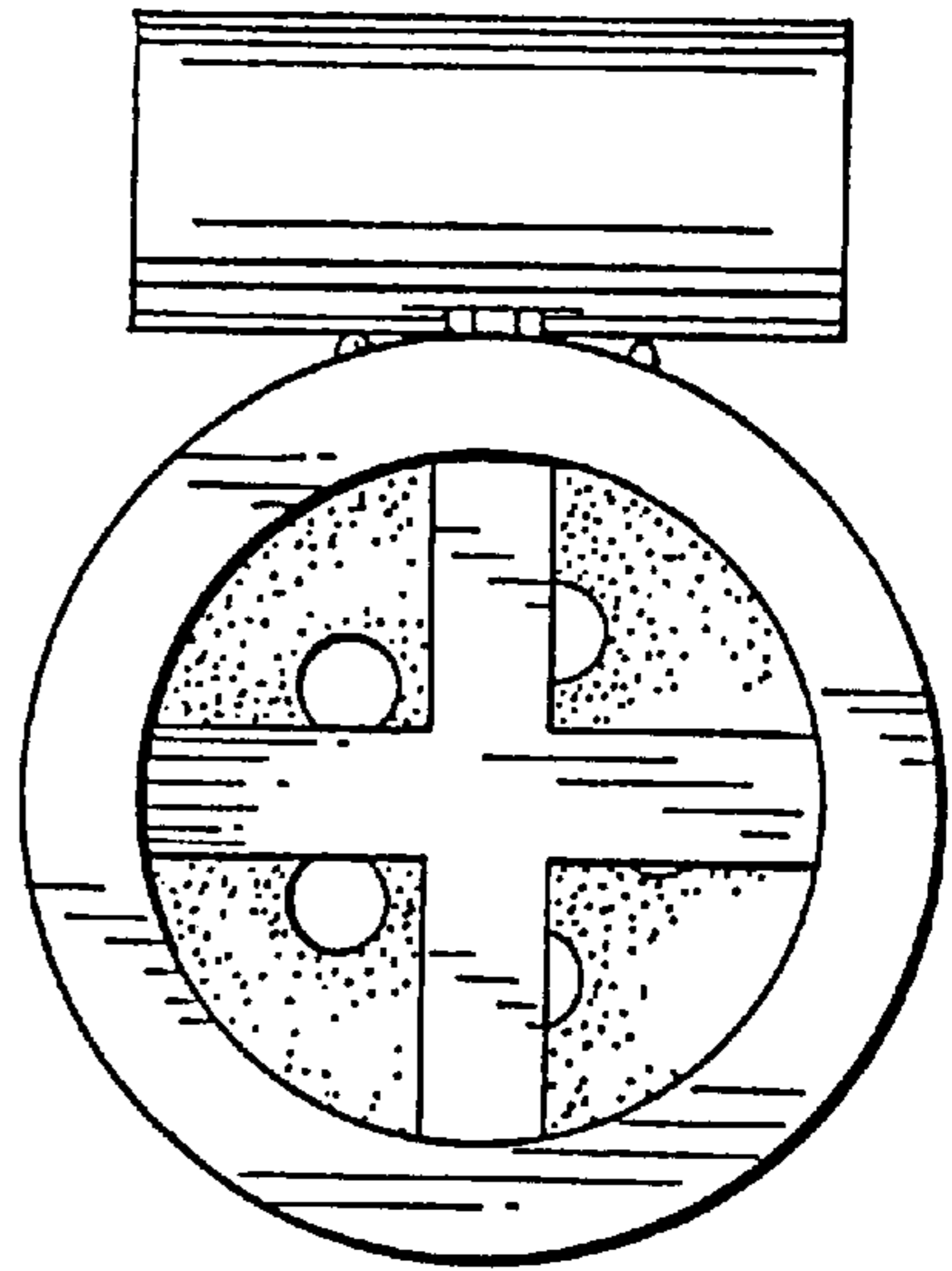


FIG. 3

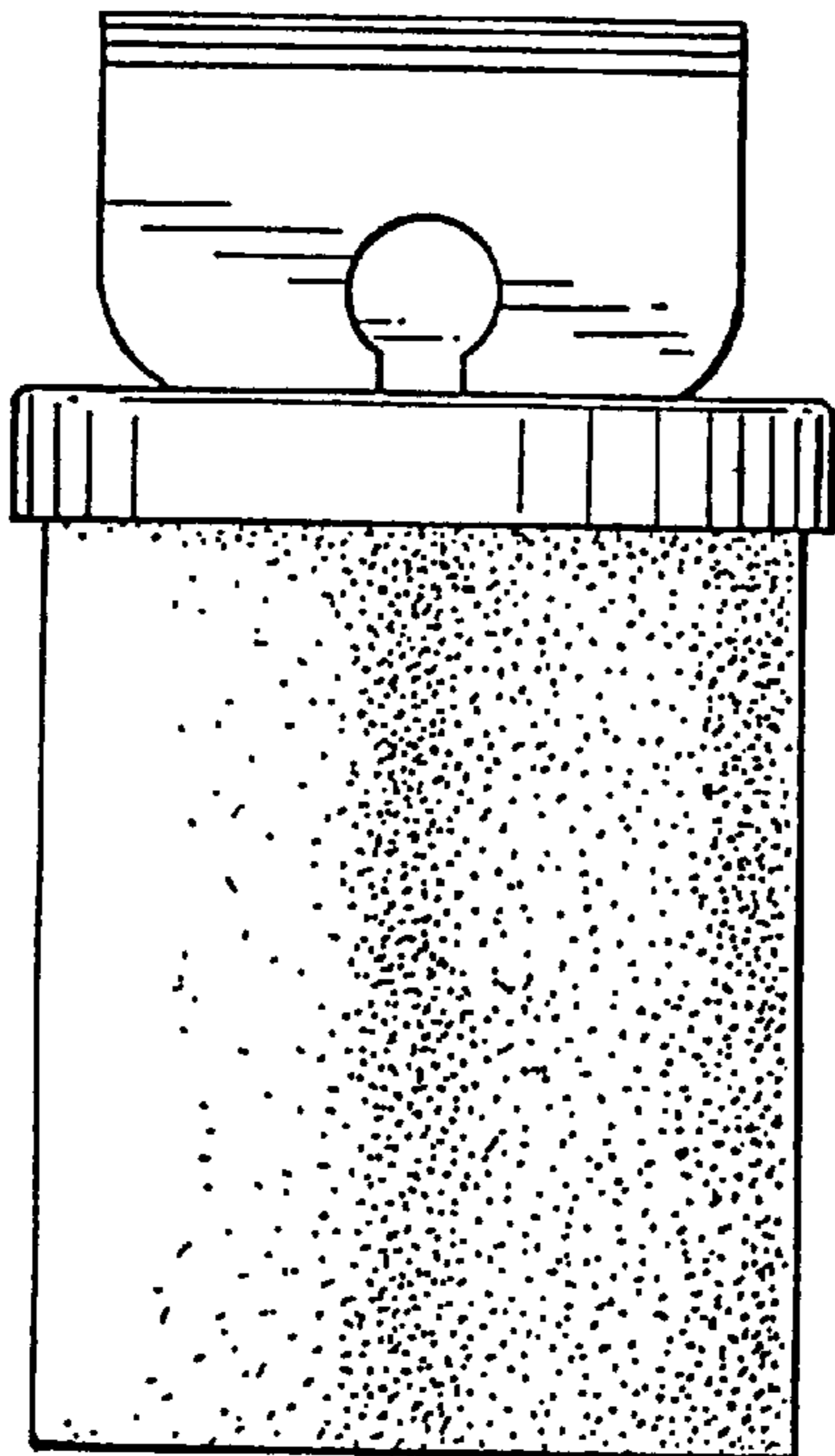


FIG. 4

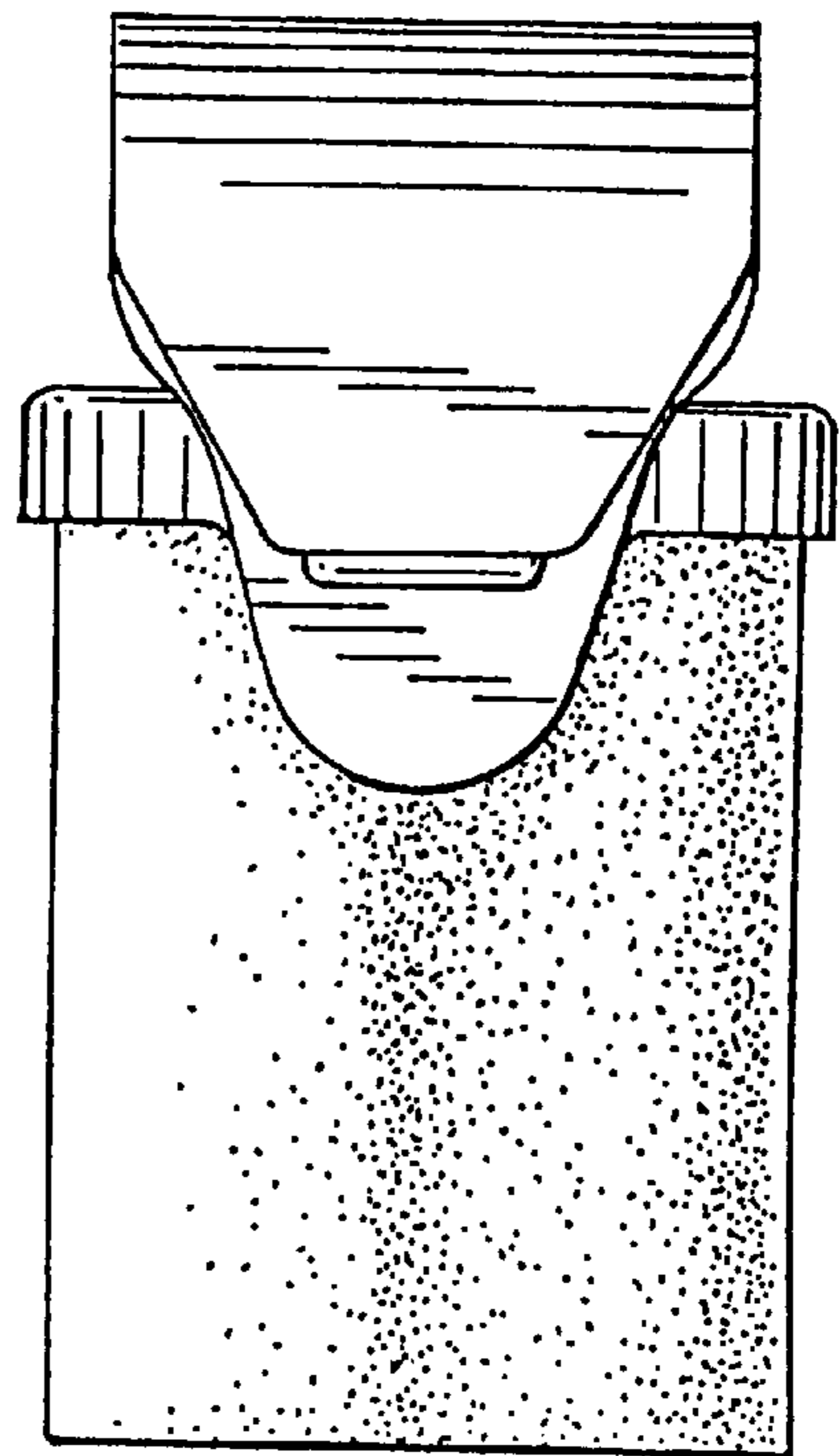


FIG. 5

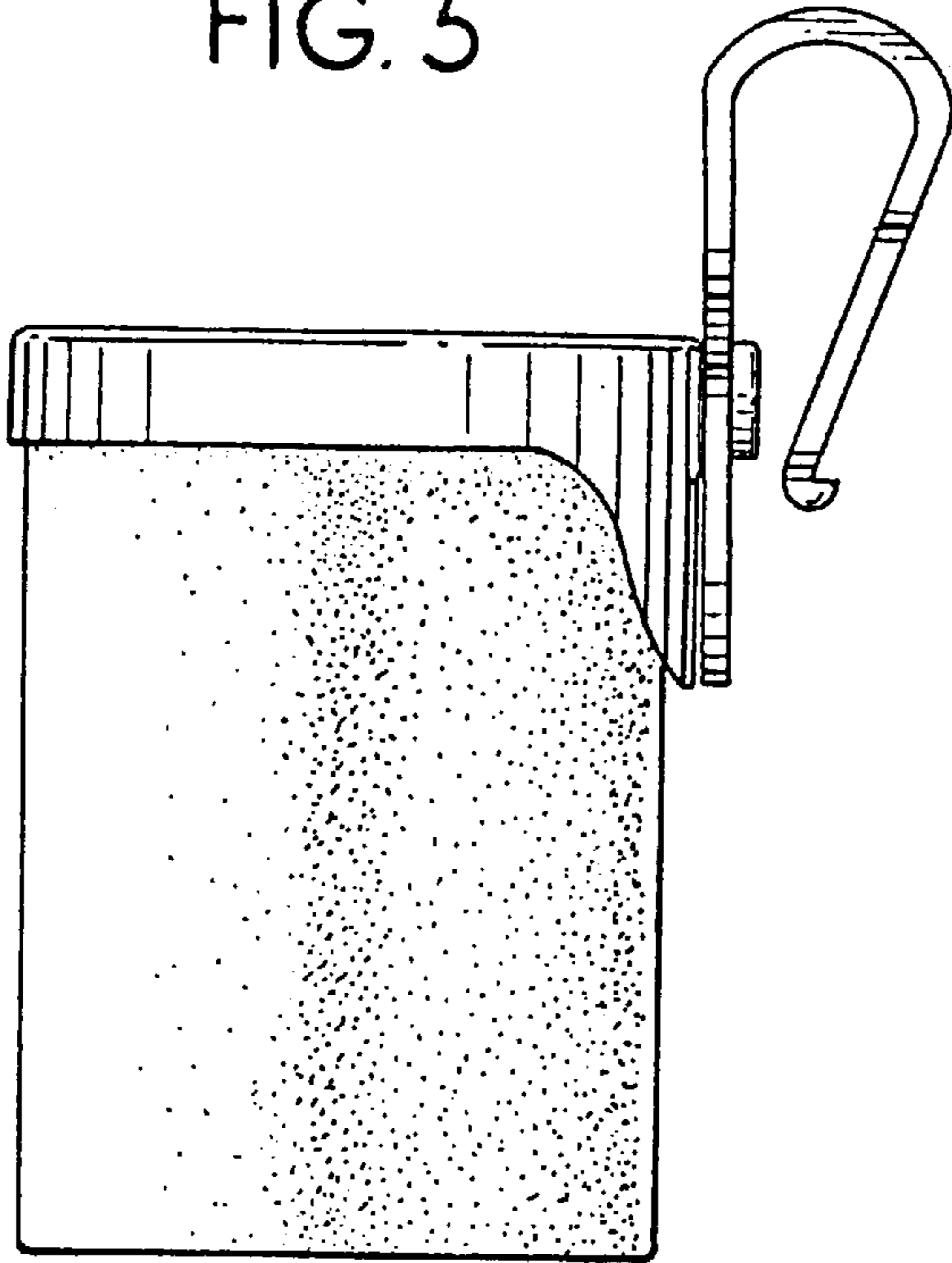


FIG. 6

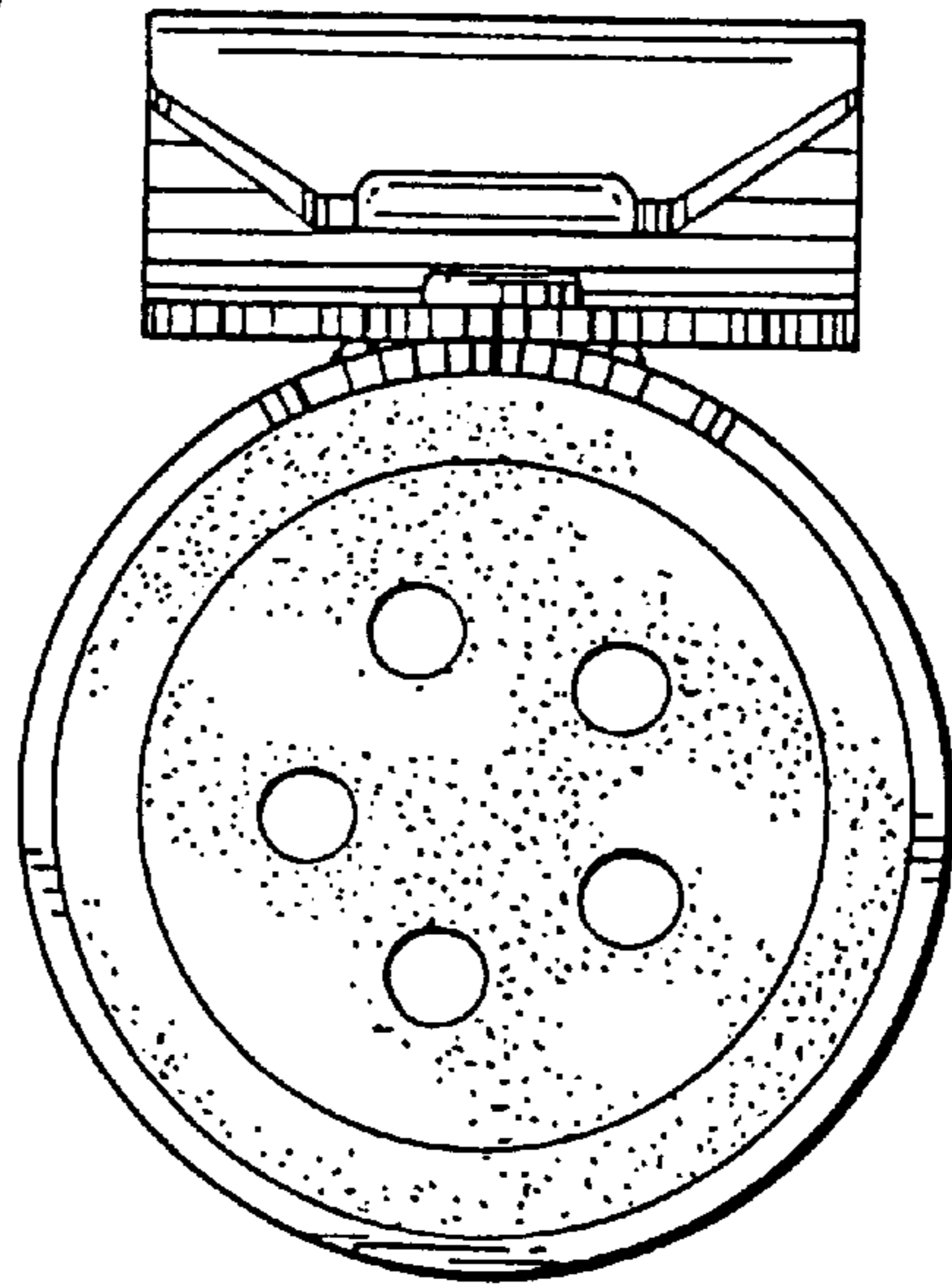


FIG. 7

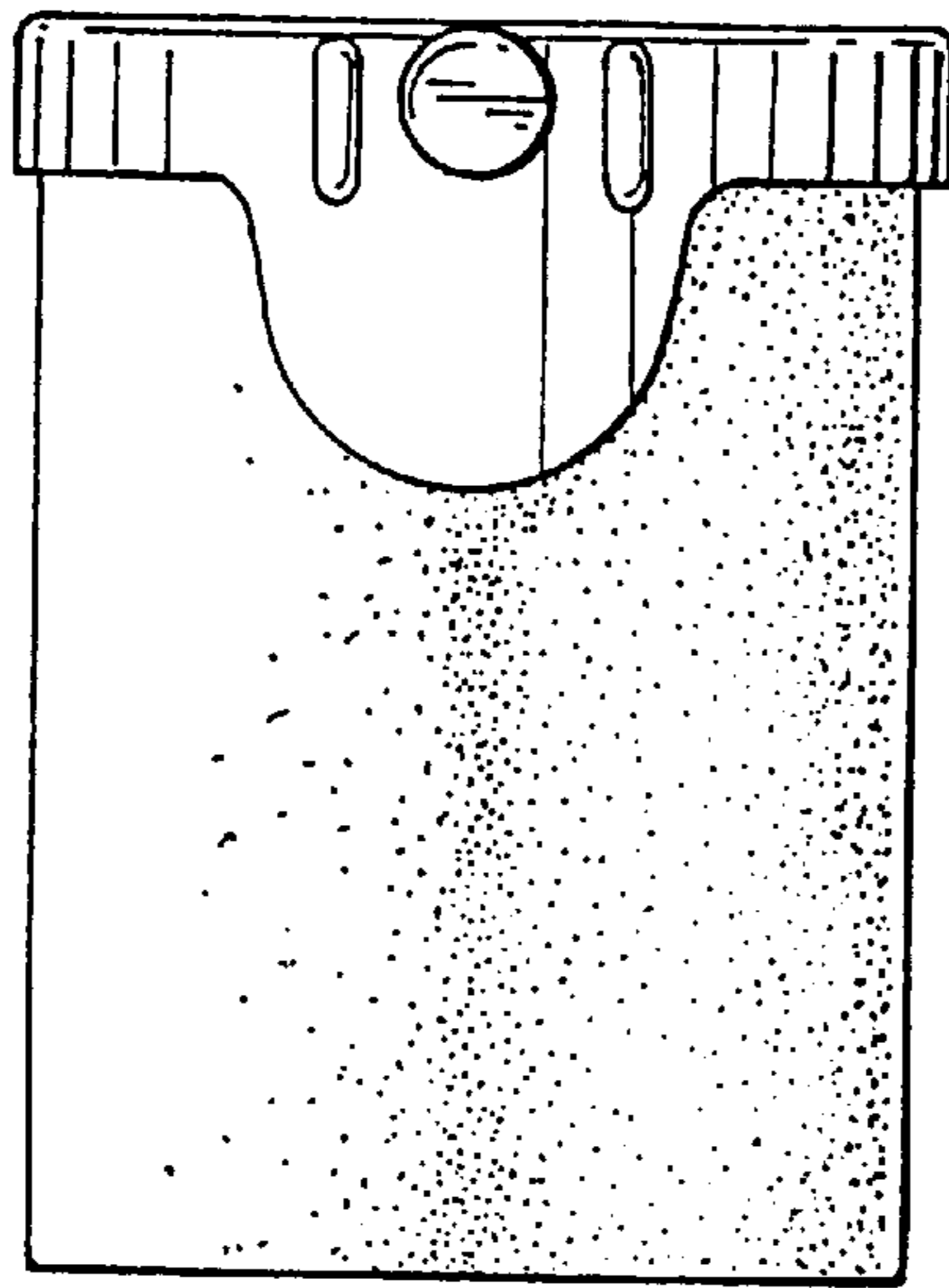


FIG. 9

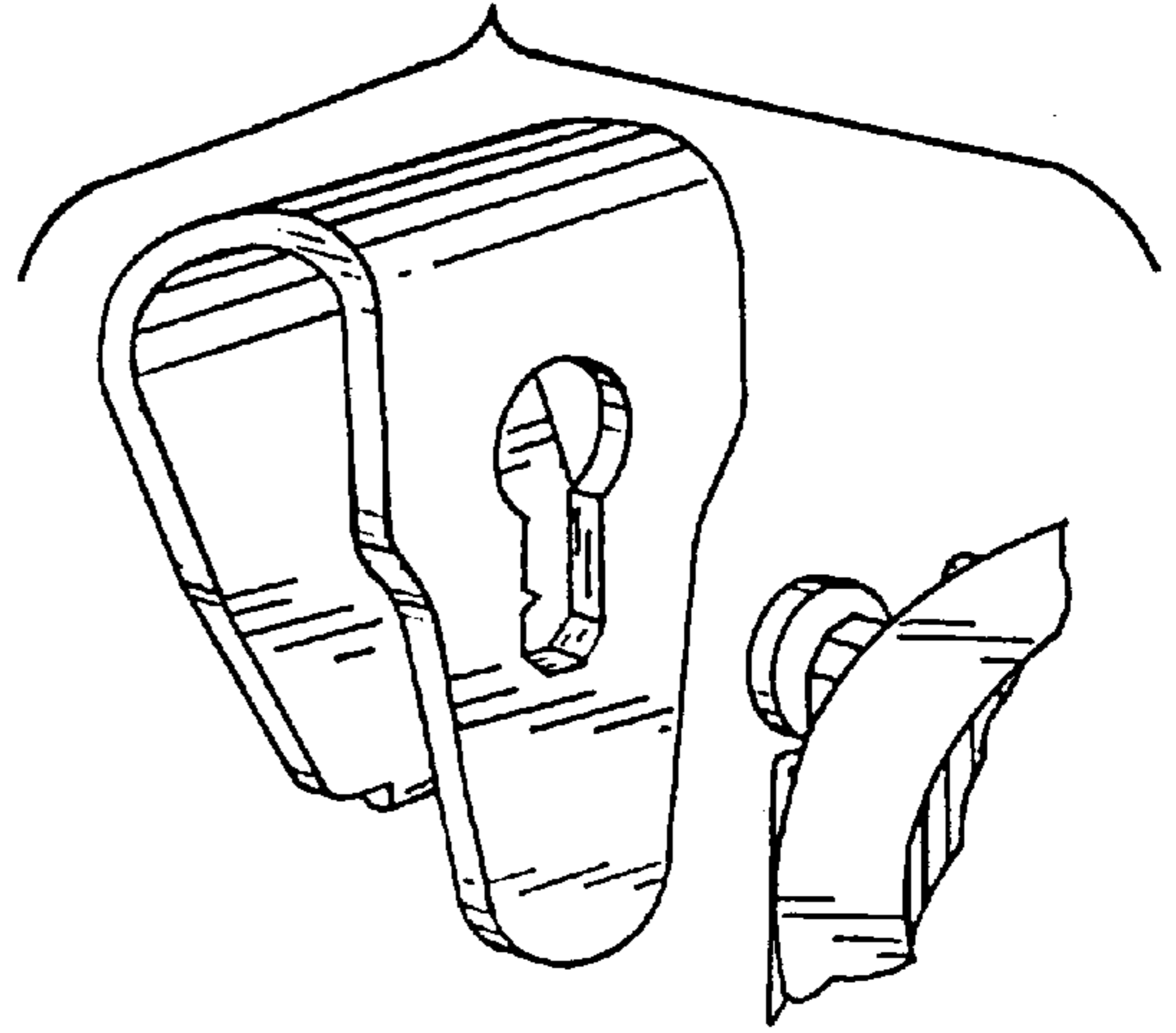


FIG. 8

