



US00D423860S

United States Patent [19]
Schlechter

[11] **Patent Number: Des. 423,860**

[45] **Date of Patent: ** May 2, 2000**

[54] **FEMALE CUSHION SUPPORT**

[76] Inventor: **Amanda Parks Schlechter**, 13723
Cromer Ct., Wellington, Fla. 33414

[**] Term: **14 Years**

[21] Appl. No.: **29/105,434**

[22] Filed: **May 25, 1999**

[51] **LOC (7) Cl. 06-09**

[52] **U.S. Cl. D6/601**

[58] **Field of Search** D6/595, 596, 601,
D6/604; 5/630, 636, 644, 645, 652, 653,
654, 655.4, 655.5, 656, 648, 631

[56] **References Cited**

U.S. PATENT DOCUMENTS

D. 204,443	4/1966	Wood	D6/601
D. 212,085	8/1968	Fulkerson et al.	D6/502
D. 220,823	5/1971	Howe .	
D. 308,788	6/1990	Boehm	D6/601
D. 309,542	7/1990	Glenn .	
D. 319,700	9/1991	Michelson .	
D. 357,538	4/1995	Sockwell et al. .	
D. 357,740	4/1995	Kennemore .	
D. 364,464	11/1995	Gigante et al. .	
D. 403,194	12/1998	Thurston .	
D. 410,168	5/1999	McWhorter	D6/601
1,537,414	5/1925	Darling .	
1,548,728	8/1925	Milam .	
2,182,861	12/1939	Albert .	
2,521,530	9/1950	McGuffage .	
3,287,747	11/1966	Ellsworth .	

3,967,335	7/1976	Rhoads .
3,988,793	11/1976	Abitbol .
4,489,452	12/1984	Lickert .
4,596,384	6/1986	Blosser .
4,737,999	4/1988	Halverson .
4,819,287	4/1989	Halverson .
4,944,059	7/1990	Wall .
5,014,375	5/1991	Coonrad .
5,081,728	1/1992	Skinner .
5,095,569	3/1992	Glenn .
5,297,303	3/1994	Stafford et al. .
5,400,449	3/1995	Satto .
5,412,824	5/1995	Emerson et al. .
5,425,147	6/1995	Supplee et al. .
5,566,682	10/1996	Yavitz .
5,652,981	8/1997	Singer-Leyton et al. .
5,661,860	9/1997	Heitz .
5,720,061	2/1998	Giori et al. .

Primary Examiner—Janice E. Seeger
Attorney, Agent, or Firm—Quarles & Brady LLP

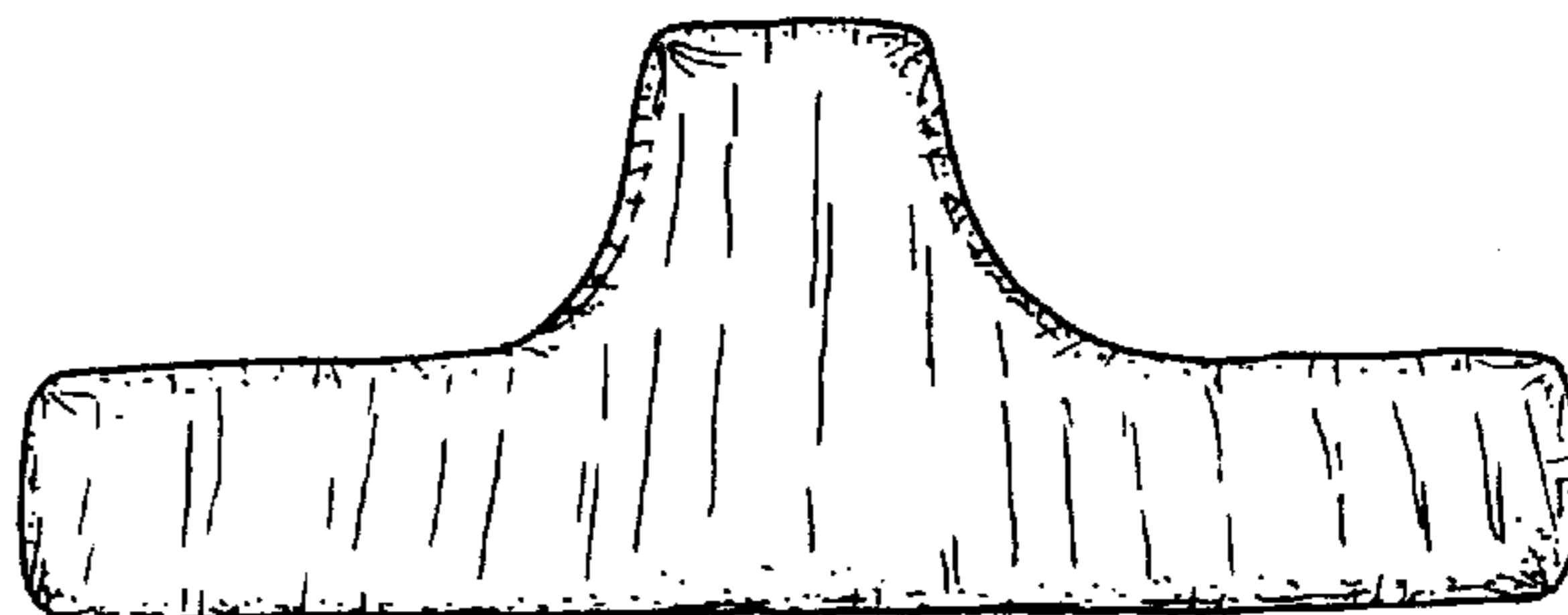

[57] **CLAIM**

The ornamental design for a female cushion support, as shown and described.

DESCRIPTION

FIG. 1 is a perspective view.
FIG. 2 is a front elevation view.
FIG. 3 is a rear elevation view.
FIG. 4 is a right side elevation view, the opposite side elevation view being substantially a mirror image thereof.
FIG. 5 is a top plan view; and,
FIG. 6 is a bottom plan view.

1 Claim, 2 Drawing Sheets






FIG. 1

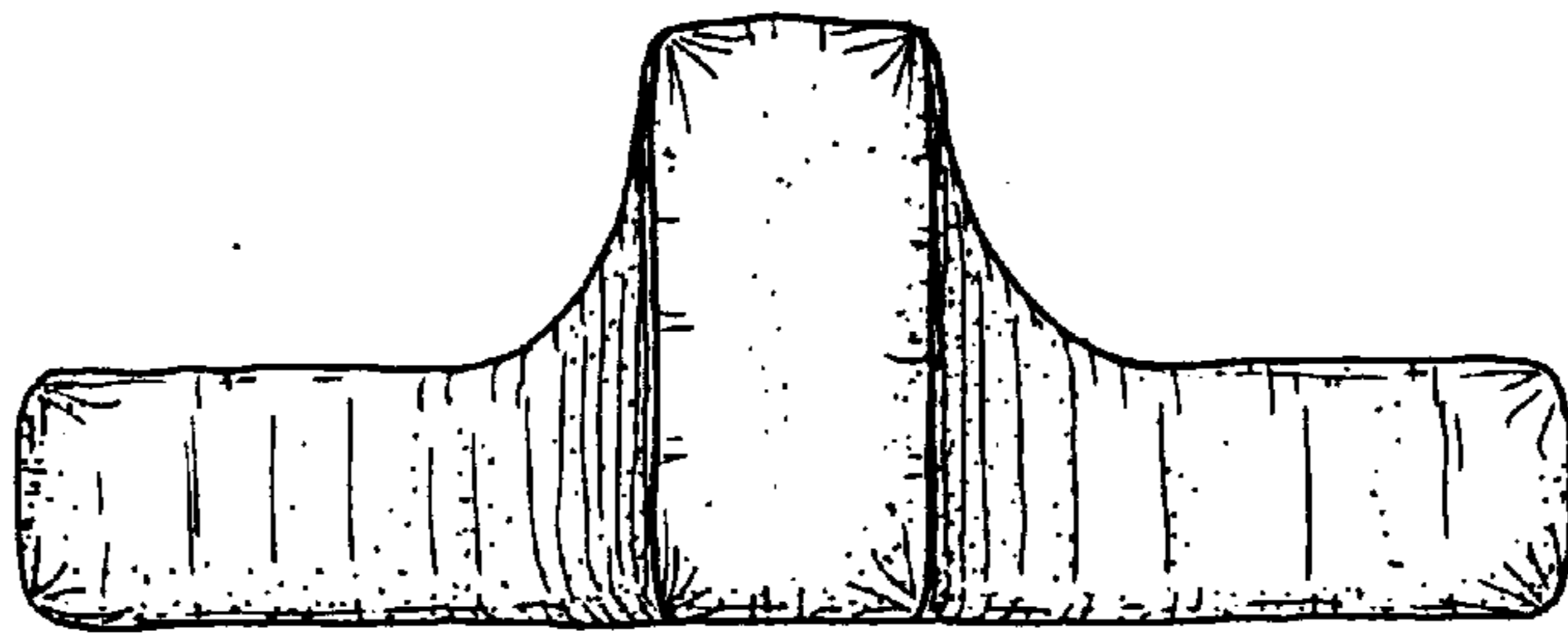


FIG. 2

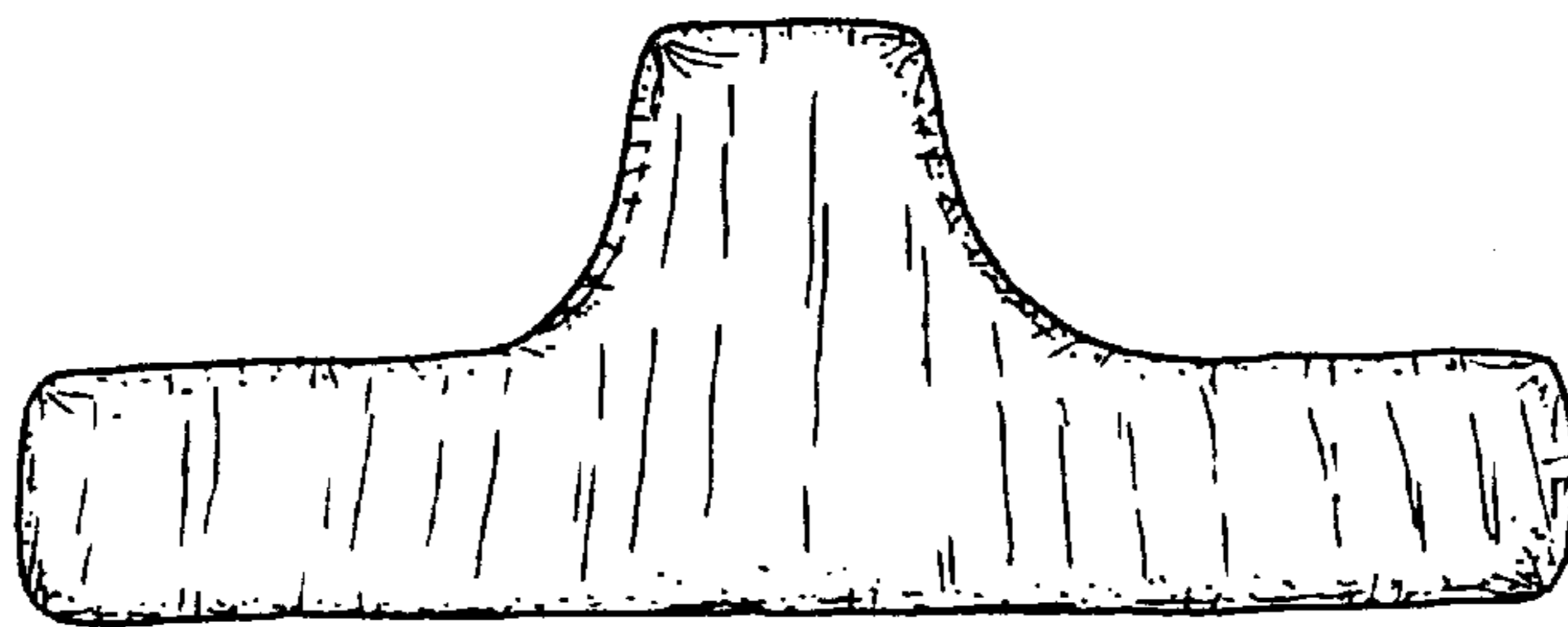


FIG. 3

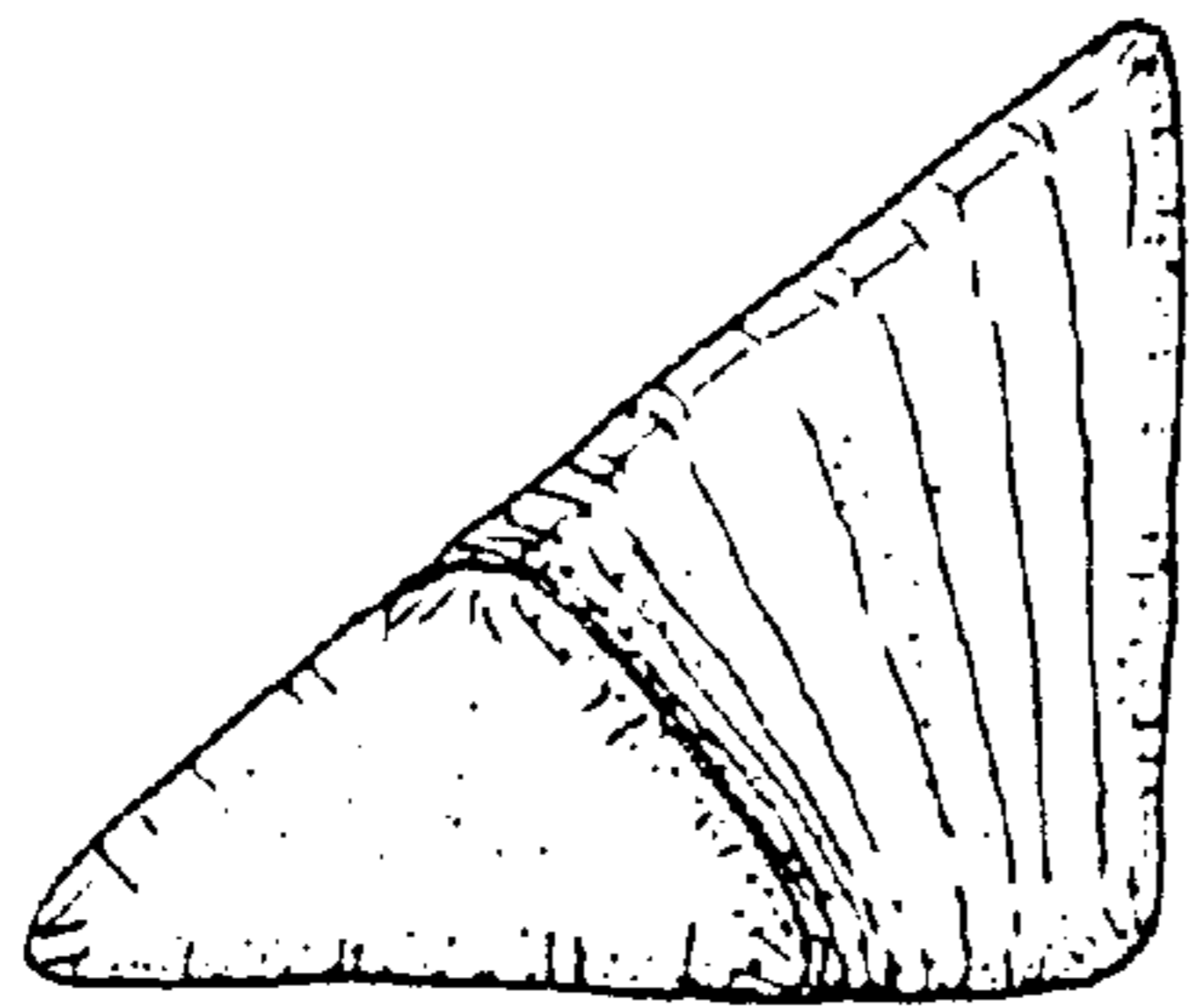


FIG. 4

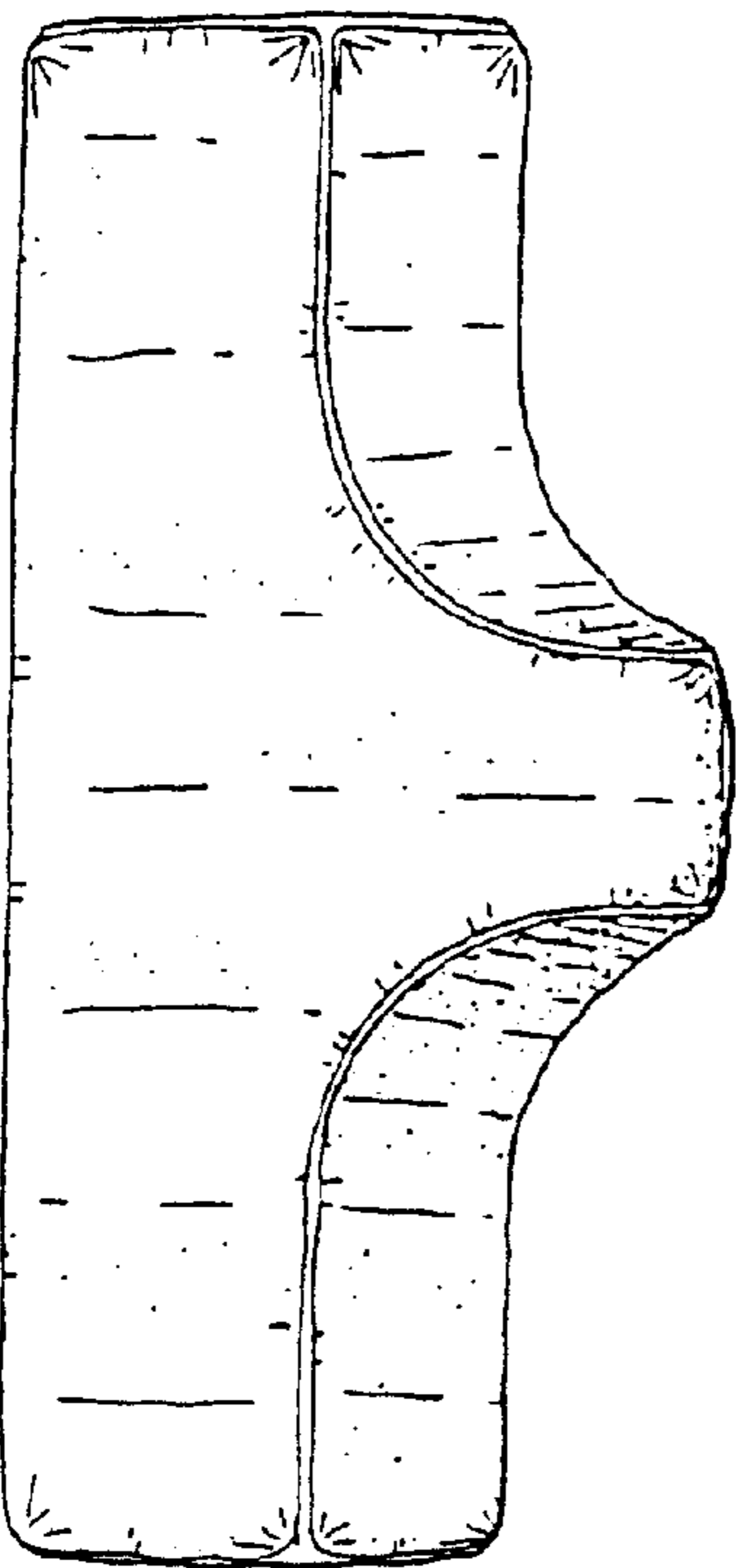


FIG. 5

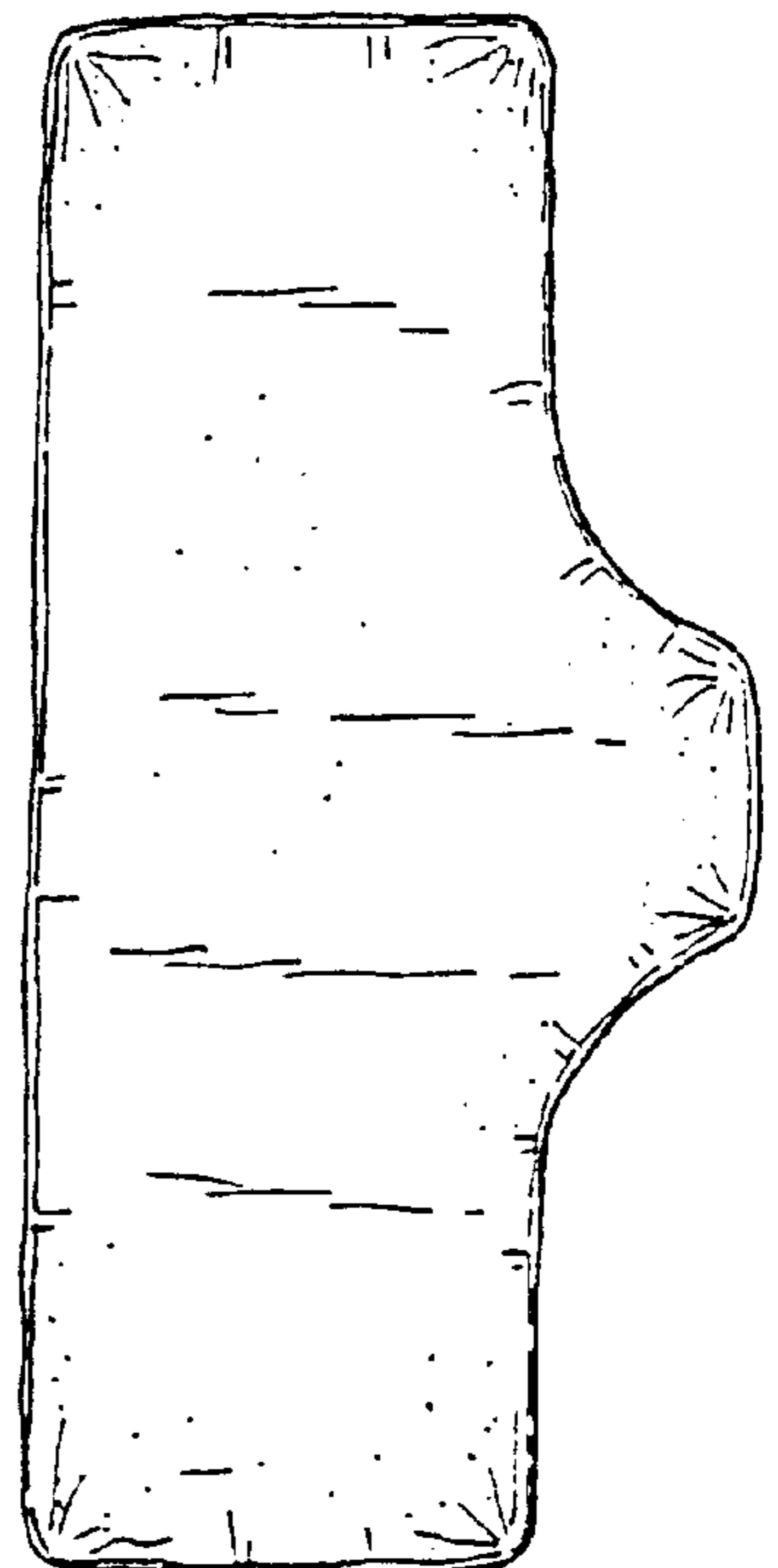


FIG. 6