



US00D423854S

United States Patent [19]

Roth et al.

[11] Patent Number: Des. 423,854

[45] Date of Patent: ** May 2, 2000

[54] TOWEL BAR

[75] Inventors: **James Edward Roth**, Los Angeles; **Melinda Jane Shafran**, Reseda, both of Calif.; **Eric D. Green**, Cleveland Heights, Ohio; **Shannon E. Mason**, Avon Lake, Ohio; **Eduardo Milrud**, Chagrin Falls, Ohio

[73] Assignee: **Moen Incorporated**, North Olmsted, Ohio

[**] Term: **14 Years**

[21] Appl. No.: **29/105,596**

[22] Filed: **Jun. 1, 1999**

[51] LOC (7) Cl. **07-07**

[52] U.S. Cl. **D6/549**

[58] Field of Search D6/546-550; 211/13.1, 211/86-88, 105.1, 105.2; 108/123, 152, 29, 59; 312/37, 34.8

[56] References Cited

U.S. PATENT DOCUMENTS

- D. 144,011 2/1946 Van Doren .
- D. 150,771 8/1948 Iskyan .

- D. 163,444 5/1951 Crook .
- D. 191,781 11/1961 Latham .
- D. 312,935 12/1990 Chap et al. .
- D. 327,196 6/1992 Crook et al. .
- D. 334,315 3/1993 Bengtson .
- D. 361,006 8/1995 Sharpe D6/524
- D. 377,570 1/1997 Sharpe D6/524
- D. 386,923 12/1997 Moore .
- D. 388,272 12/1997 Moore .
- D. 388,644 1/1998 Chen .

Primary Examiner—Brian N. Vinson
Attorney, Agent, or Firm—Dorn, McEachran, Jambor & Keating

[57] CLAIM

The ornamental design for a towel bar, as shown and described.

DESCRIPTION

FIG. 1 is a front view of a towel bar showing our new design;
FIG. 2 is a top view of FIG. 1, the bottom view being a mirror image thereof;
FIG. 3 is a right side view of FIG. 1, the left side view being a mirror image thereof; and,
FIG. 4 is a rear view thereof.

1 Claim, 1 Drawing Sheet

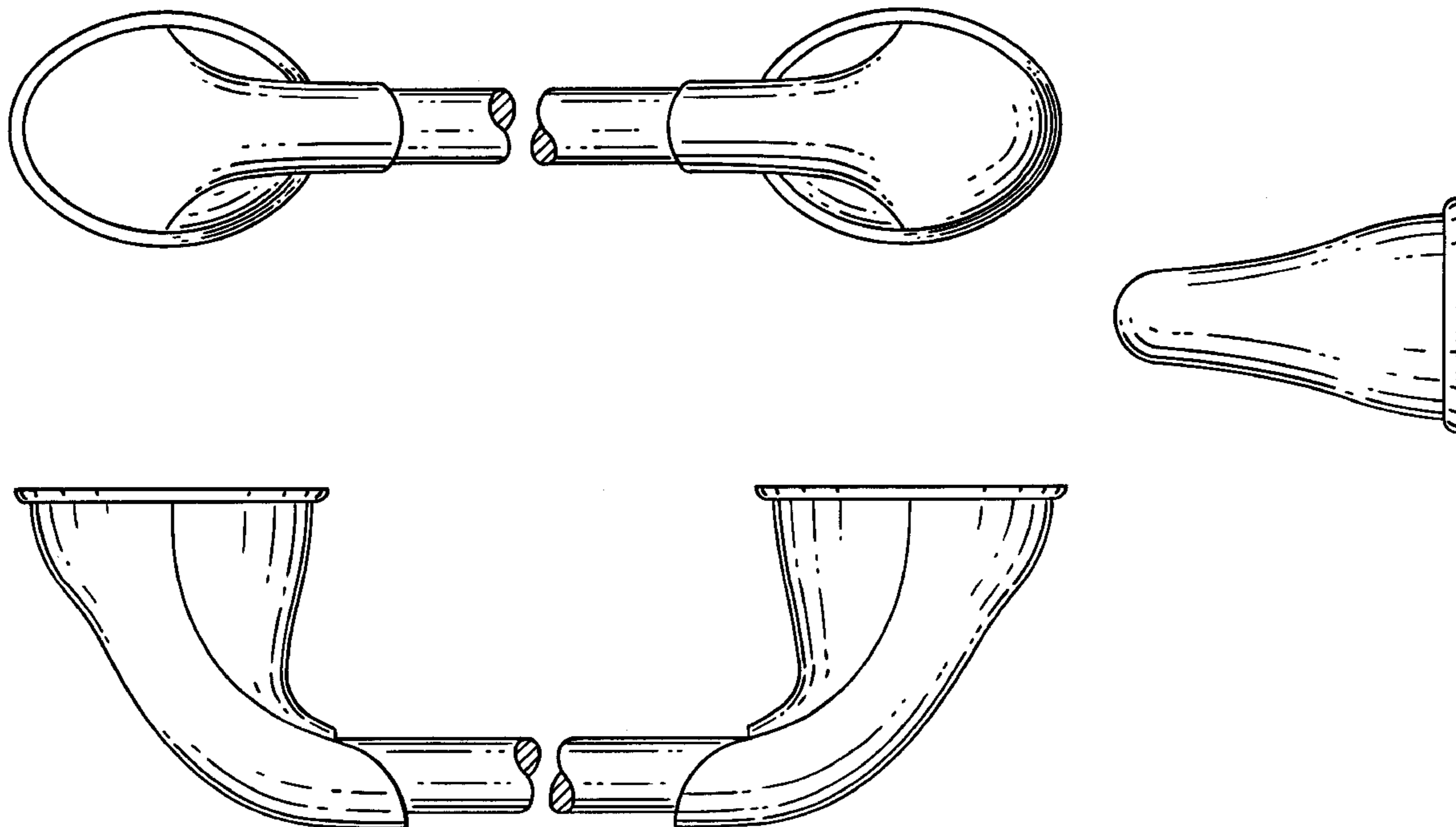


FIG. 1.





FIG. 2.

FIG. 3.

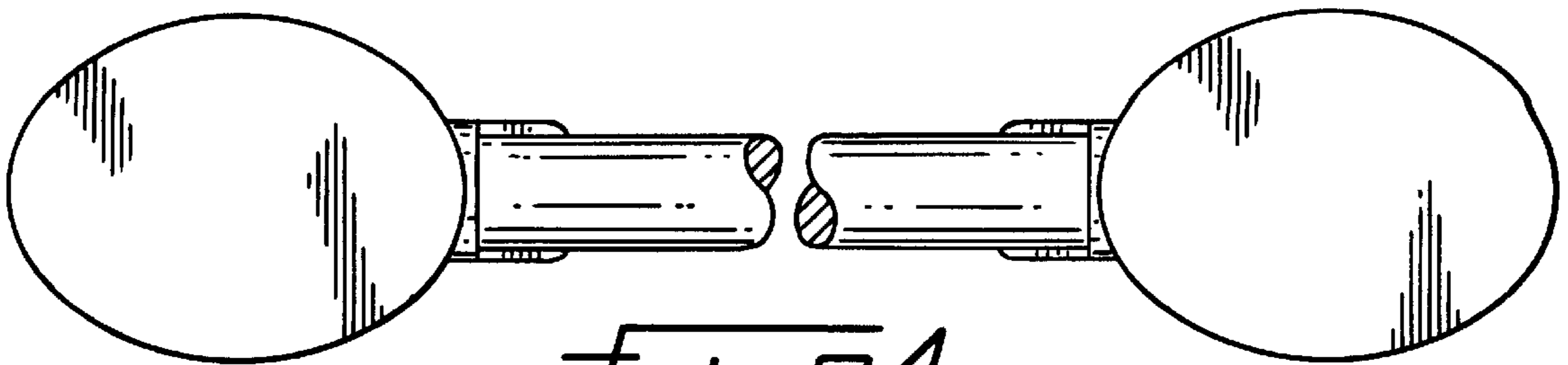
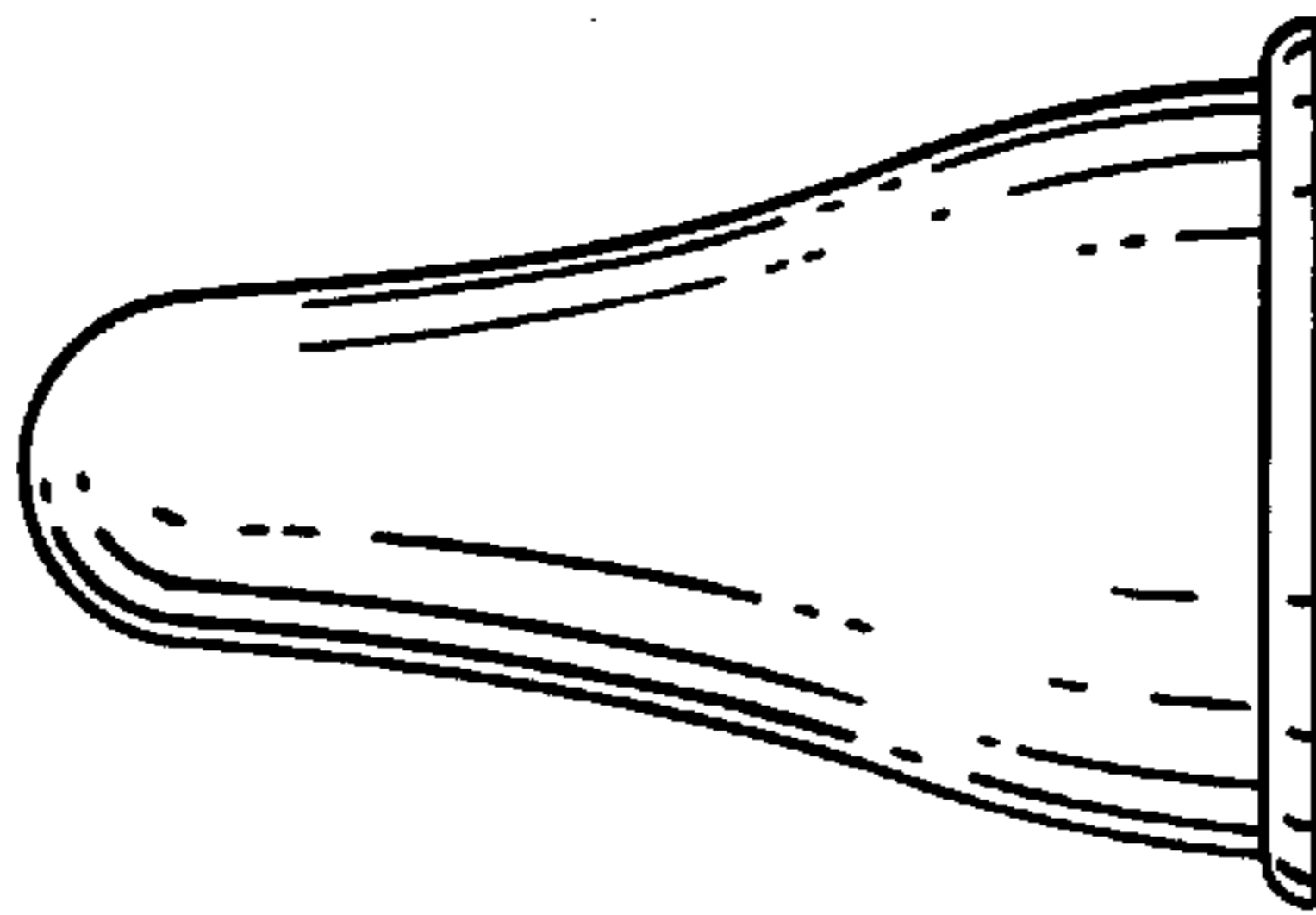


FIG. 4.