



US00D423850S

United States Patent [19]
Holscher

[11] **Patent Number: Des. 423,850**

[45] **Date of Patent: ** May 2, 2000**

[54] **COMPONENT PART OF A SOAP DISPENSER**

[75] Inventor: **Knud Holscher**, Holte, Denmark

[73] Assignee: **D Line International AS**, Copenhagen, Denmark

[**] Term: **14 Years**

[21] Appl. No.: **29/096,722**

[22] Filed: **Nov. 19, 1998**

[30] **Foreign Application Priority Data**

May 19, 1998 [DK] Denmark 1998 00541

[51] **LOC (7) Cl.** **07-07**

[52] **U.S. Cl.** **D6/545**

[58] **Field of Search** D6/515-523, 527,
D6/542-545, 524-525; 312/242, 245, 34.1;
221/26, 33, 92; 222/129, 135, 173, 180,
181.1; 242/560, 570

[56] **References Cited**

U.S. PATENT DOCUMENTS

D. 196,033 8/1963 Louchheim et al. D6/544

D. 324,619 3/1992 Comstock et al. D6/544
D. 331,165 11/1992 Rooks D6/544
D. 332,365 1/1993 Hines D6/515
D. 347,344 5/1994 Schumaker D6/515
D. 372,613 8/1996 Nixon, II D6/544
D. 387,596 12/1997 Fritz D6/545

Primary Examiner—Brian N. Vinson
Attorney, Agent, or Firm—Oliff & Berridge, PLC


[57] **CLAIM**

The ornamental design for component part of a soap dispenser, as shown and described.

DESCRIPTION

FIG. 1 is a front perspective view of component part of a soap dispenser;
FIG. 2 is a front side view thereof;
FIG. 3 is a rear side view thereof;
FIG. 4 is a bottom side view thereof;
FIG. 5 is a top side view thereof;
FIG. 6 is a right side view thereof; and,
FIG. 7 is a left side view thereof.

1 Claim, 4 Drawing Sheets






Figure 1




Figure 2




Figure 3




Figure 4



Figure 5




Figure 6




Figure 7