



US00D423843S

**United States Patent** [19]  
**Holscher**

[11] **Patent Number: Des. 423,843**

[45] **Date of Patent: \*\* May 2, 2000**

[54] **COMPONENT PART OF A TOILET SEAT  
PAPER DISPENSER**

[75] Inventor: **Knud Holscher**, Holte, Denmark

[73] Assignee: **D Line International AS**, Copenhagen,  
Denmark

[\*\*] Term: **14 Years**

[21] Appl. No.: **29/096,723**

[22] Filed: **Nov. 19, 1998**

[30] **Foreign Application Priority Data**

May 19, 1998 [DK] Denmark ..... 1998 00541

[51] **LOC (7) Cl.** ..... **07-07**

[52] **U.S. Cl.** ..... **D6/518**

[58] **Field of Search** ..... D6/515-523, 542-545,  
D6/527, 524-525; 312/242, 245, 34.1; 221/26,  
33, 92; 222/129, 135, 173, 180, 181.1;  
242/560, 570

[56] **References Cited**

**U.S. PATENT DOCUMENTS**

D. 116,042 8/1939 Maurer ..... D6/518

D. 254,898 5/1980 Buerk ..... D6/518  
D. 332,542 1/1993 Hines ..... D6/518  
D. 387,229 12/1997 Cameron et al. .... D6/518  
D. 393,768 4/1998 Mervar et al. .... D6/518  
4,408,811 10/1983 Richardson et al. .... 312/34.1 X  
4,706,844 11/1987 Omdollet et al. .... 221/33 X

*Primary Examiner*—Brian N. Vinson  
*Attorney, Agent, or Firm*—Oliff & Berridge, PLC


[57] **CLAIM**

The ornamental design for component part of a toilet seat paper dispenser, as shown and described.

**DESCRIPTION**

FIG. 1 is a front perspective view of component part of a toilet seat paper dispenser;  
FIG. 2 is a front side view thereof;  
FIG. 3 is a rear side view thereof;  
FIG. 4 is a right side view thereof;  
FIG. 5 is a left side view thereof;  
FIG. 6 is a bottom view thereof; and,  
FIG. 7 is a top plan view thereof.

**1 Claim, 4 Drawing Sheets**








Figure 1






Figure 2




**Figure 3**

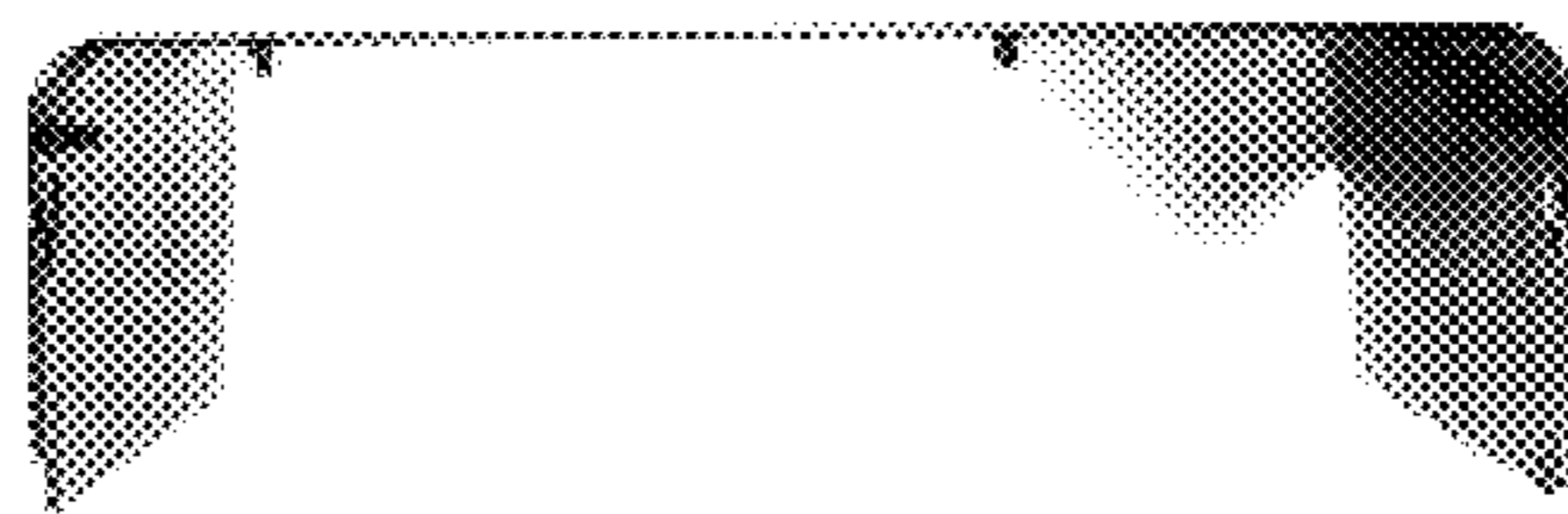


**Figure 4**






**Figure 5**



**Figure 6**



**Figure 7**