



US00D423842S

United States Patent [19]

Holscher

[11] **Patent Number: Des. 423,842**

[45] **Date of Patent: ** May 2, 2000**

[54] **COMPONENT PART OF A DRINKING CUP DISPENSER**

D. 180,566	7/1957	Sessions	D6/545
D. 214,199	5/1969	Perrin et al.	D6/518
D. 332,889	2/1993	Hines	D6/518

[75] Inventor: **Knud Holscher**, Holte, Denmark

[73] Assignee: **D Line International AS**, Copenhagen, Denmark

[**] Term: **14 Years**

[21] Appl. No.: **29/096,725**

[22] Filed: **Nov. 19, 1998**

[30] **Foreign Application Priority Data**

May 19, 1998 [DK] Denmark MA 1998 00541

[51] **LOC (7) Cl.** **07-07**

[52] **U.S. Cl.** **D6/516**

[58] **Field of Search** D6/515-523, 542-545, D6/527, 574, 575; 312/242, 245, 34.1; 221/26, 33, 92; 222/129, 135, 173, 180, 181.1; 242/560, 570

[56] **References Cited**

U.S. PATENT DOCUMENTS

D. 168,526 12/1952 Turnbull D6/516

Primary Examiner—Brian N. Vinson
Attorney, Agent, or Firm—Oliff & Berridge, PLC


[57] **CLAIM**

The ornamental design for component part of a drinking cup dispenser, as shown and described.

DESCRIPTION

FIG. 1 is a front perspective view of component part of a drinking cup dispenser;
FIG. 2 is a front side view thereof;
FIG. 3 is a rear side view thereof;
FIG. 4 is a bottom side view thereof;
FIG. 5 is a top side view thereof;
FIG. 6 is a right side view thereof; and,
FIG. 7 is a left side view thereof.

1 Claim, 4 Drawing Sheets






Figure 1




Figure 2




Figure 3




Figure 4




Figure 5




Figure 6




Figure 7