



US00D423838S

**United States Patent** [19]  
**Bell, Jr.**

[11] **Patent Number: Des. 423,838**

[45] **Date of Patent: \*\* \*May 2, 2000**

[54] **BED HEADBOARD UNIT**

[75] Inventor: **Marion W. Bell, Jr.**, Moreno Valley, Calif.

[73] Assignee: **Blackhawk Furniture**, Riverside, Calif.

[\*] Notice: This patent is subject to a terminal disclaimer.

[\*\*] Term: **14 Years**

[21] Appl. No.: **29/103,447**

[22] Filed: **Apr. 12, 1999**

[51] **LOC (7) Cl. .... 06-01**

[52] **U.S. Cl. .... D6/505; D6/384; D6/397**

[58] **Field of Search .... D6/382-384, 388-395, D6/505-508, 397; 5/2.1, 53.1, 279.1, 280, 281, 907, 908**

[56] **References Cited**

**U.S. PATENT DOCUMENTS**

D. 264,655	6/1982	Keller .....	D6/399
D. 358,269	5/1995	Korch et al. ....	D6/397
D. 384,846	10/1997	Zaidman et al. ....	D6/505
D. 391,425	3/1998	Bell, Jr. .	
D. 412,418	8/1999	Zaidman .....	D6/505

**OTHER PUBLICATIONS**

Furniture Today, Oct. 21, 1996, p. 190, Impact headboard at top.

Marlo, bedwall at left.

"Vintage" by Burlington, May 1982, p. 2.

"Brook field" by Burlington, 1981; p. 9.

"River Road" by Burlington, 1983; 1 p.

*Primary Examiner*—Janice E. Seeger

*Attorney, Agent, or Firm*—Sheldon & Mak

[57] **CLAIM**

The ornamental design for a bed headboard unit, as shown and described.

**DESCRIPTION**

FIG. 1 is a right front elevational perspective view of a bed headboard unit showing my new design;


FIG. 2 is a front elevational view of the headboard unit, the rear view having an outline corresponding to a mirror image of the front view, not having other ornamental design; and FIG. 3 is a top view of the headboard unit;

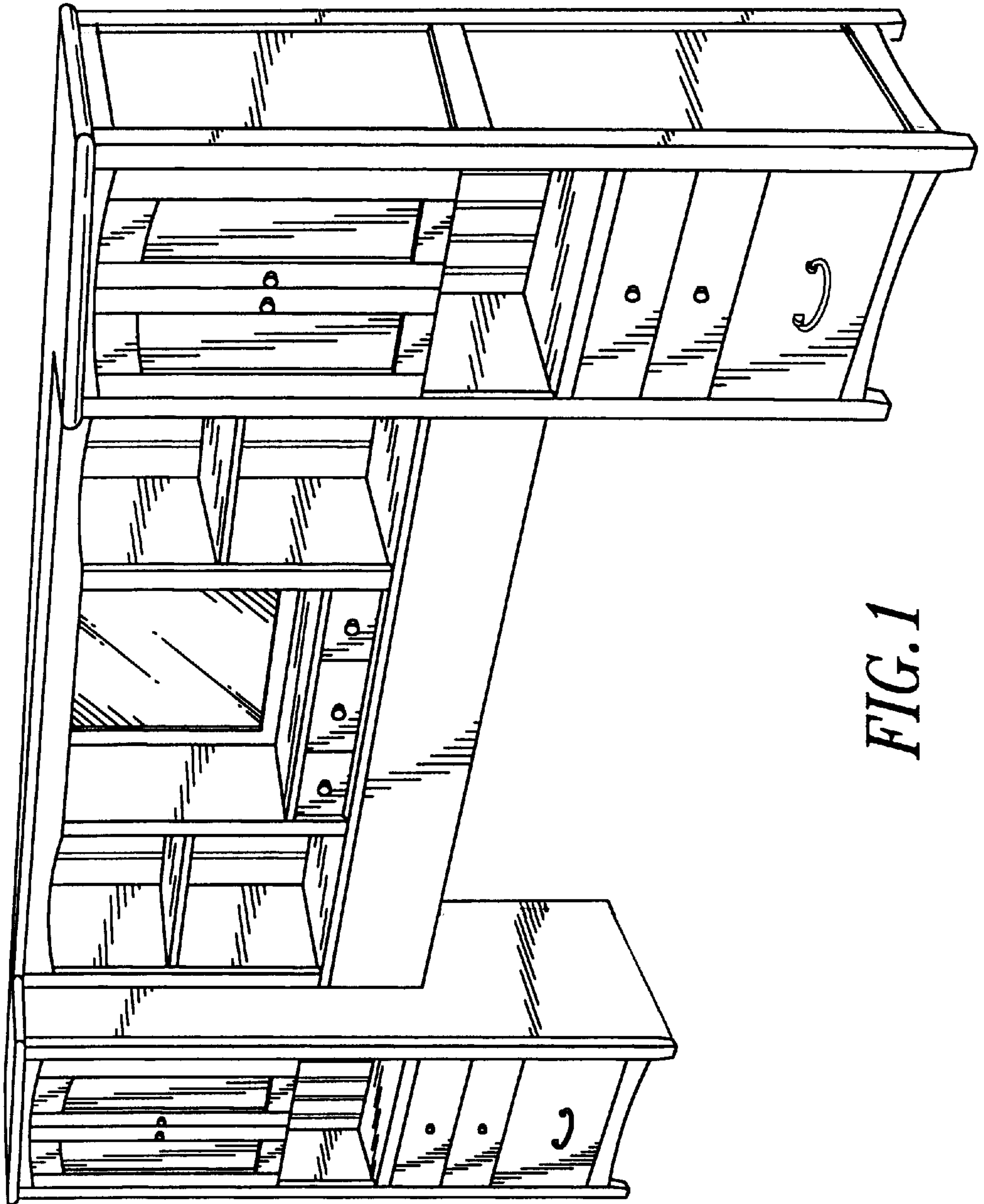
FIG. 4 is a right side view of the headboard unit, the left view being a mirror image in appearance; and,

FIG. 5 is a plan sectional view showing a rear panel groove contour of the headboard unit on line 5—5 of FIG. 2.

The bottom of the article is not part of the claimed design.

**1 Claim, 2 Drawing Sheets**





*FIG. 1*

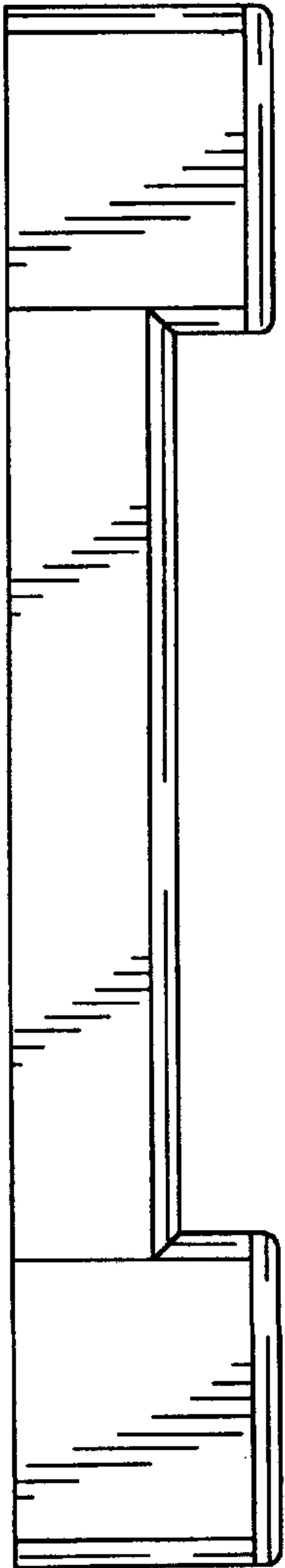


FIG. 3

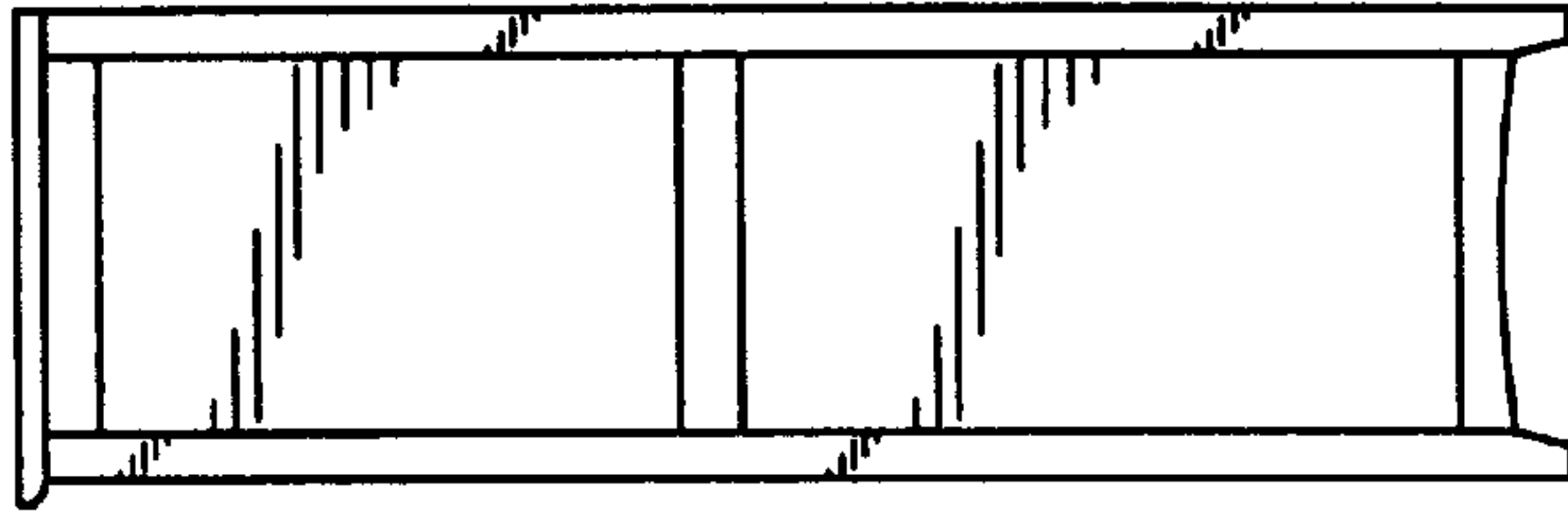


FIG. 4

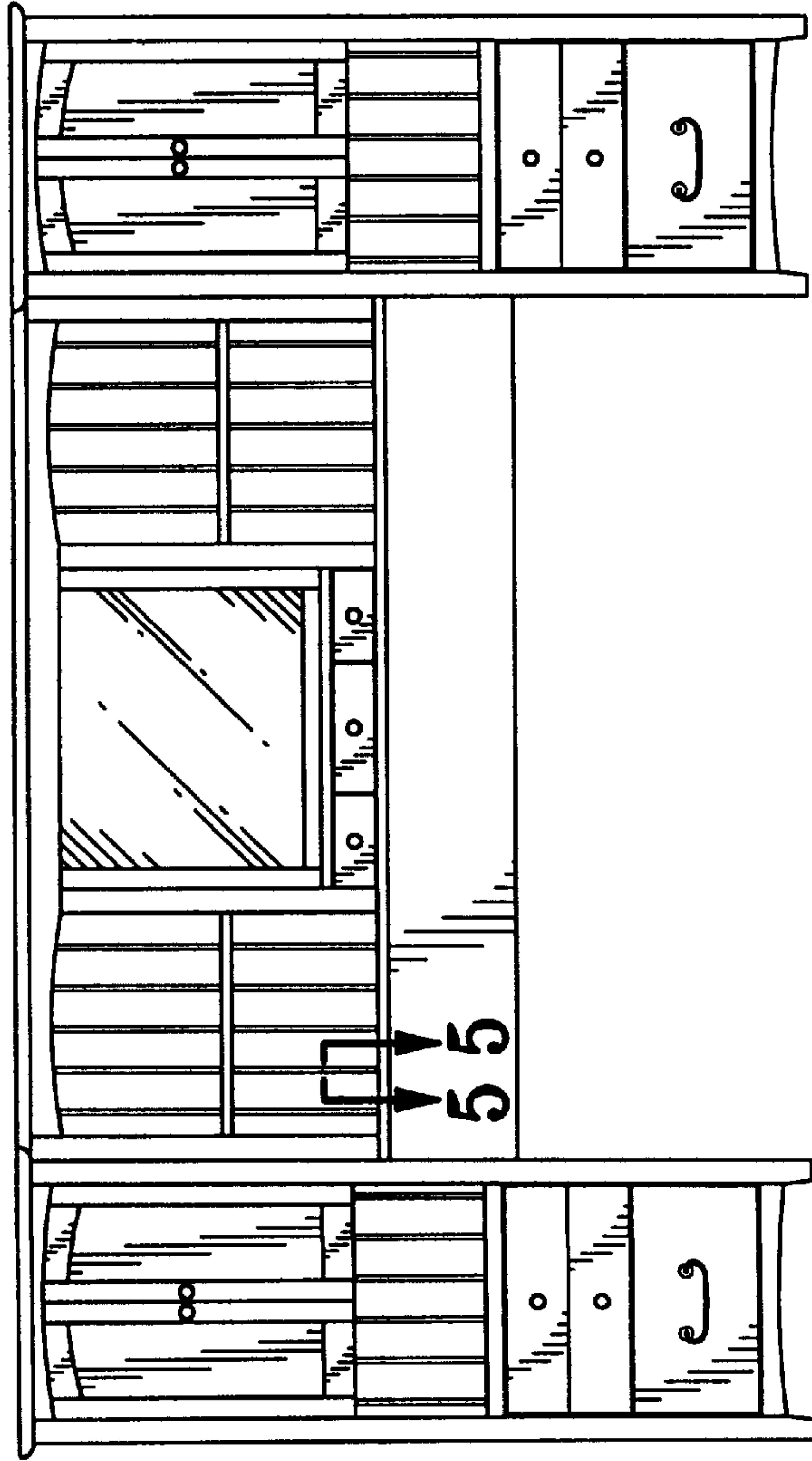


FIG. 2



FIG. 5