



US00D423831S

United States Patent [19]

Massie et al.

[11] Patent Number: Des. 423,831

[45] Date of Patent: ** May 2, 2000

[54] SUPPORT

[75] Inventors: **Anne Harris Massie**, Charlottesville;
William McKinnon Massie, Jr.,
Richmond, both of Va.

[73] Assignee: **McKinnon and Harris Inc.**,
Richmond, Va.

[**] Term: **14 Years**

[21] Appl. No.: **29/098,392**

[22] Filed: **Dec. 29, 1998**

[51] **LOC (7) Cl.** **06-06**

[52] **U.S. Cl.** **D6/495; D6/492**

[58] **Field of Search** D6/480-489, 495,
D6/496, 499, 436, 492; 108/153.1, 155,
156, 161; 248/188, 188.1, 188.8

[56] **References Cited**

U.S. PATENT DOCUMENTS

D. 205,665	9/1966	Nelson	D6/495
D. 376,059	12/1996	Bergelin	D6/480
2,635,023	4/1953	Frye	D6/495

OTHER PUBLICATIONS

- “Pugin”, Master of the Gothic Revival, p. 165, before Dec. 1997.
- “Pugin”, Master of the Gothic Revival, 11. Hall Chair, p. 353, before Dec. 1997.
- “Pugin” Master of the Gothic revival, 110. Structural Table, before Dec., 1997.
- “Pugin”, Paul Atterbury & Clive Wainwright, Yale University Press, p. 141, 1994.
- “Pugin”, Paul Atterbury & Clive Wainwright, Yale University Press, p. 228, 1994.

“Table”, Barbara Crawford & R. Lyle, Jr., Rockbridge County Artist & Artisans/Furniture University Press of Virginia, Charlottesville, p. 85, 1995.

“End Table”, Jill Keever, Architects’ Designs for Furniture, Rizzoli, 1982.

Victorian and Edwardian Decor, Jeremy Cooper, NY, Abbeville Press, items 571-572, 1987.

Victorian and Edwardian Decor, Jeremy Cooper NY, Abbeville Press, Item No. 158, 1987.

“Pugin Plagiarists”, Victorian and Edwardian Decor, Jeremy Cooper, NY, Abbeville Press, item Nos.: 117,118,1987.

“Washstand by Pugin”, Victorian and Edwardian Decor, Jeremy cooper, NY: Abbeville Press, Item No.: 96, 1987.

“Cast-Iron Furniture” Item No.: 249, 1996.

“Pugin”, Paul Atterbury & Clive Wainwright, Yale University Press, p. 27, item No. 54, 1994.

“Pugin”, Paul Atterbury & Clive Wainwright, Yale University Press, item Nos. 241 and 243, 1994.

Primary Examiner—Janice E. Seeger

Attorney, Agent, or Firm—Heslin & Rothenberg, P.C.

[57] **CLAIM**

The ornamental design for a support, as shown and described.

DESCRIPTION

FIG. 1 is an isometric view of the support comprising our new design;

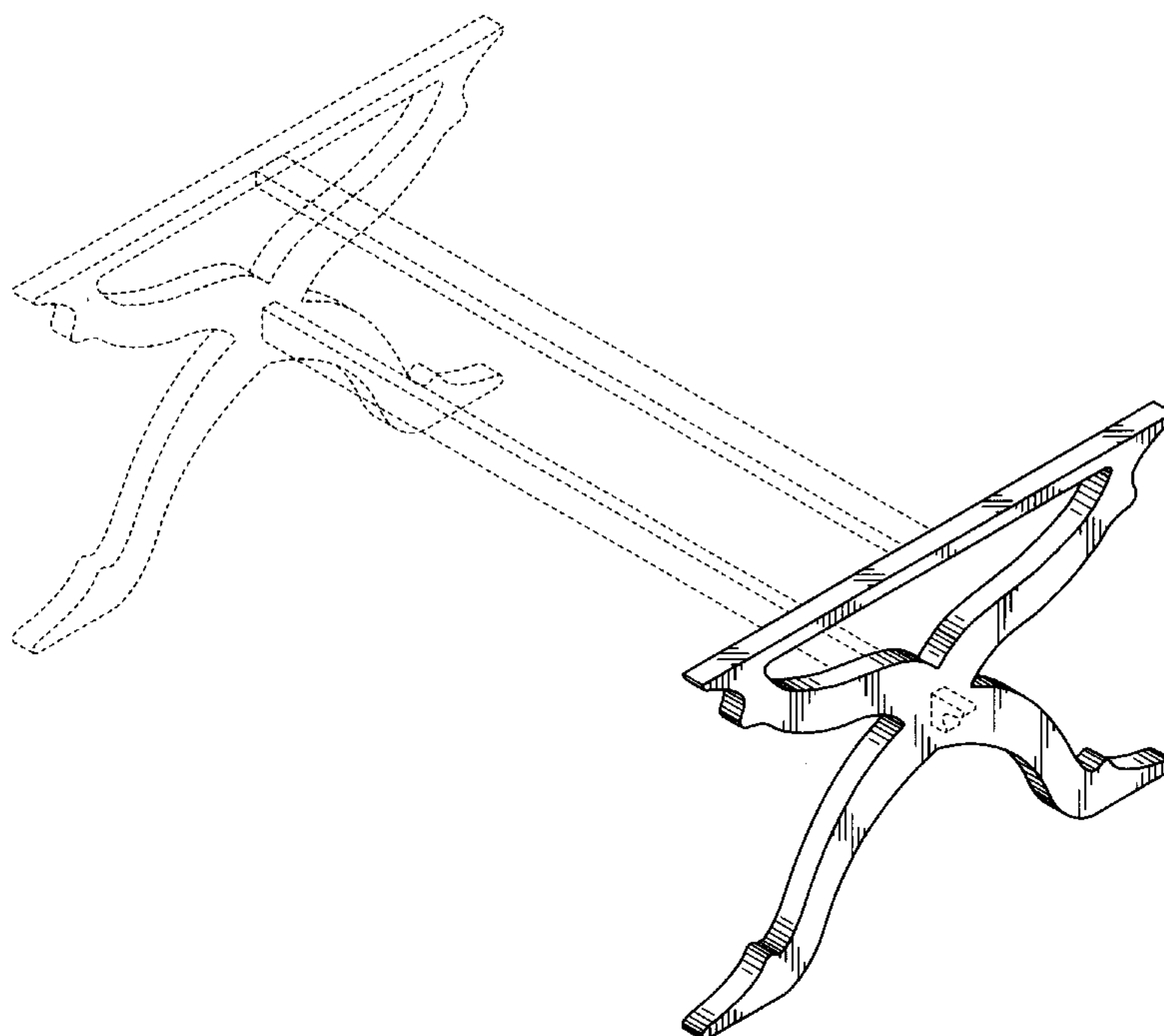
FIG. 2 is a top plan view thereof;

FIG. 3 is a front elevational view thereof, the rear elevational view being a mirror image; and,

FIG. 4 is a side elevational view thereof, the opposite side elevational view being a mirror image.

“The broken lines are for environmental purposes only and form no part of the claimed design.”

1 Claim, 3 Drawing Sheets



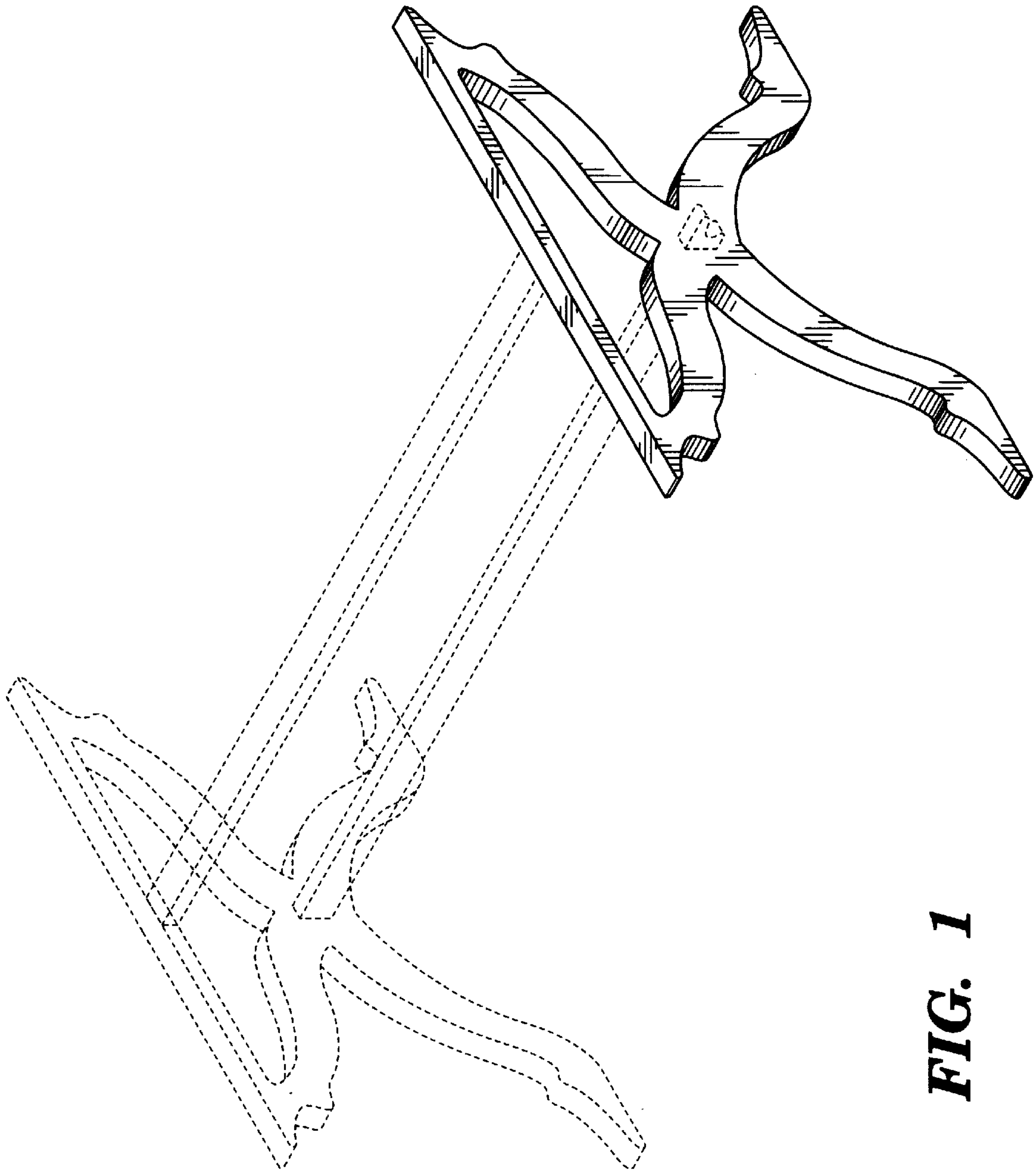


FIG. 1

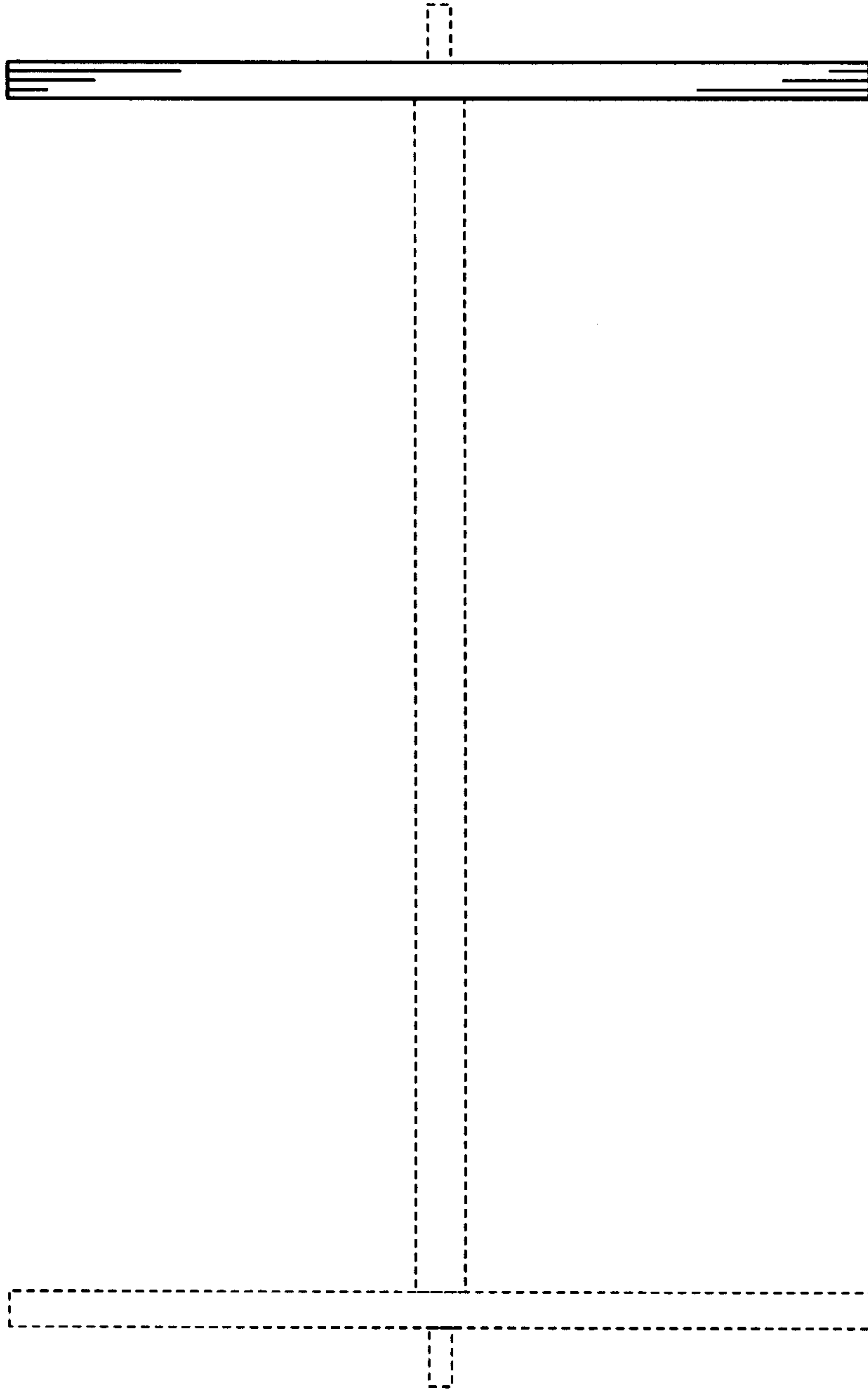


FIG. 2

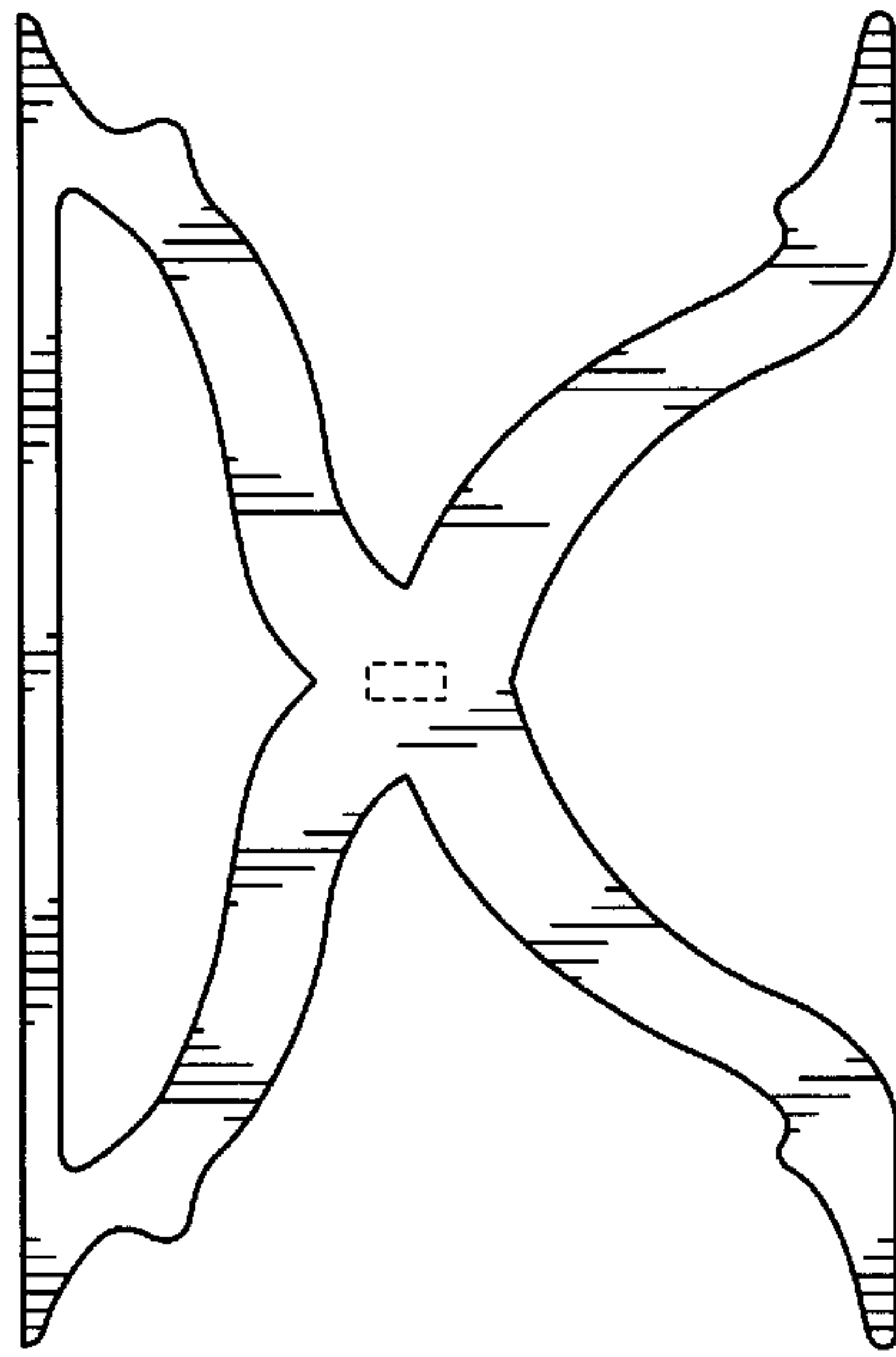


FIG. 4




FIG. 3