



US00D423819S

United States Patent [19]

[11] Patent Number: **Des. 423,819**

Estape et al.

[45] Date of Patent: **** May 2, 2000**

[54] **ARMOIRE**

D. 386,627 11/1997 Estape et al. D6/445

[76] Inventors: **Jorge Estape; Joyce Estape**, both of
2453 San Pasqual Valley Rd.,
Escondido, Calif. 92027

OTHER PUBLICATIONS

Ethan Allen, p. 18, item No. 95, 1981.
Ethan Allen, p. 261, item No. 7, Jun. 1994.
Ethan Allen, p. 378, item No. 16-5015, 1979.

[**] Term: **14 Years**

Primary Examiner—Jeffrey Asch
Attorney, Agent, or Firm—Kathleen A. Pasulka

[21] Appl. No.: **29/076,789**

[22] Filed: **Sep. 19, 1997**

[57] CLAIM

[51] **LOC (7) Cl.** **06-04**

The ornamental design for an armoire, as shown and described.

[52] **U.S. Cl.** **D6/446**

[58] **Field of Search** D6/396, 432-448;
312/204, 227, 257

DESCRIPTION

[56] References Cited

U.S. PATENT DOCUMENTS

D. 224,197	7/1972	Peters	D6/446
D. 233,577	11/1974	Keller	D6/446
D. 234,178	1/1975	Keller	D6/446
D. 258,628	3/1981	Aulbert	D6/446
D. 264,785	6/1982	Smith, Jr.	D6/446
D. 358,047	5/1995	Ferguson	D6/445
D. 361,002	8/1995	Ferguson	D6/446

FIG. 1 is a front view of an armoire, showing our new design;


FIG. 2 is a side elevational view, the opposite side being a mirror image thereof;

FIG. 3 is a top plan view thereof; and,

FIG. 4 is a rear elevational view thereof.

The portions of the article not shown in the drawing or described in the specification form no part of the claimed design.

1 Claim, 3 Drawing Sheets



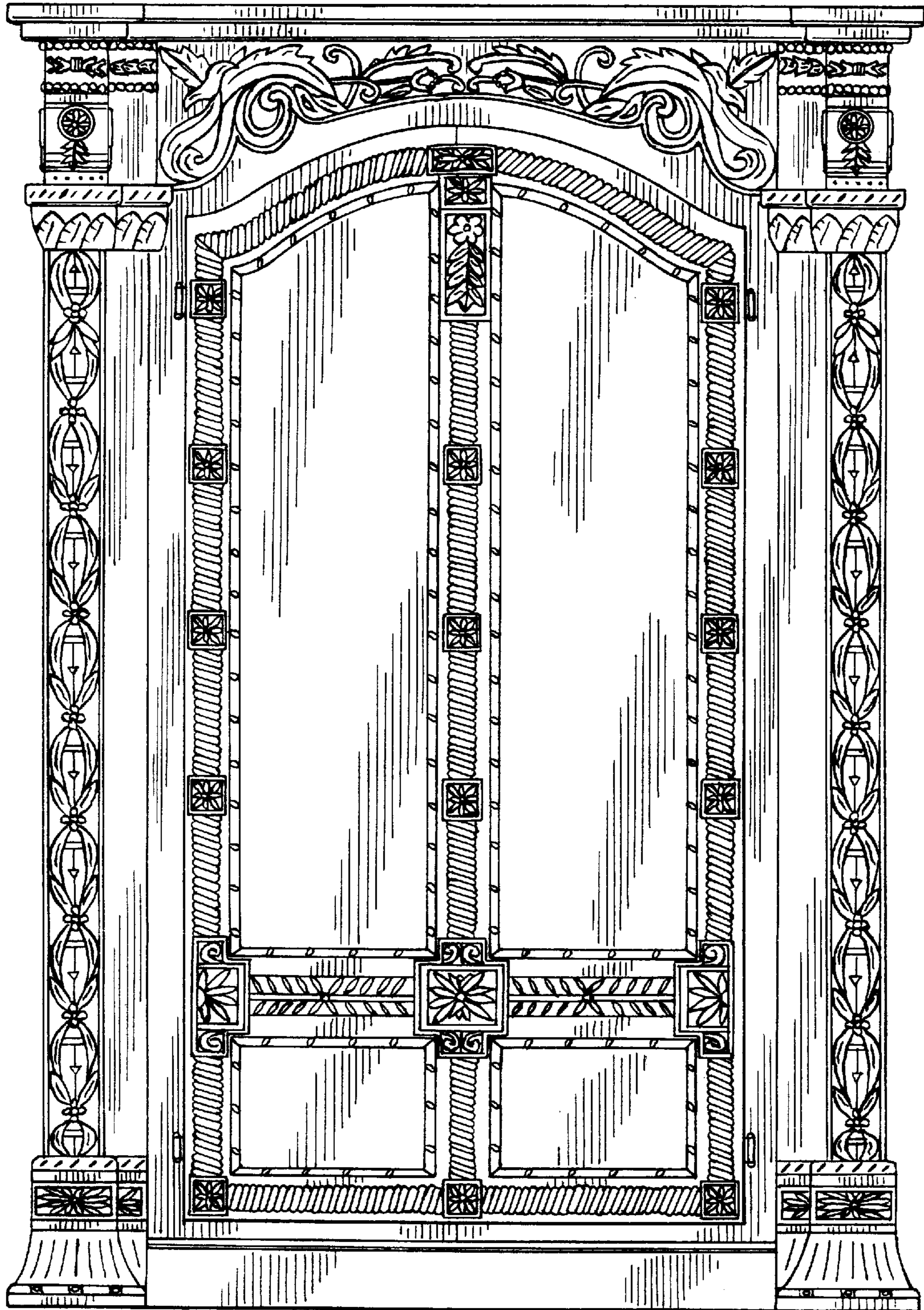


FIG. 1




FIG. 2

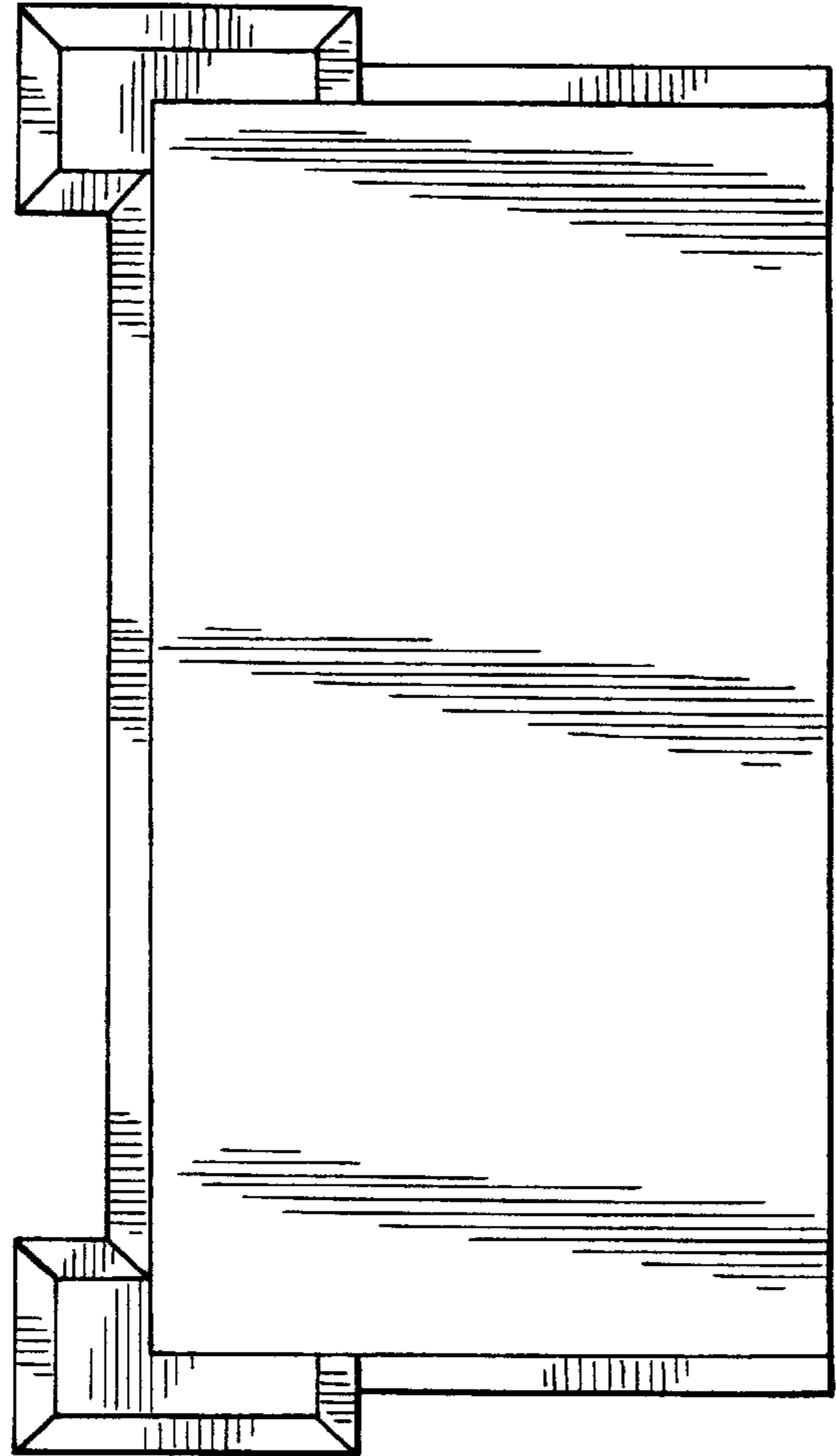


FIG. 3

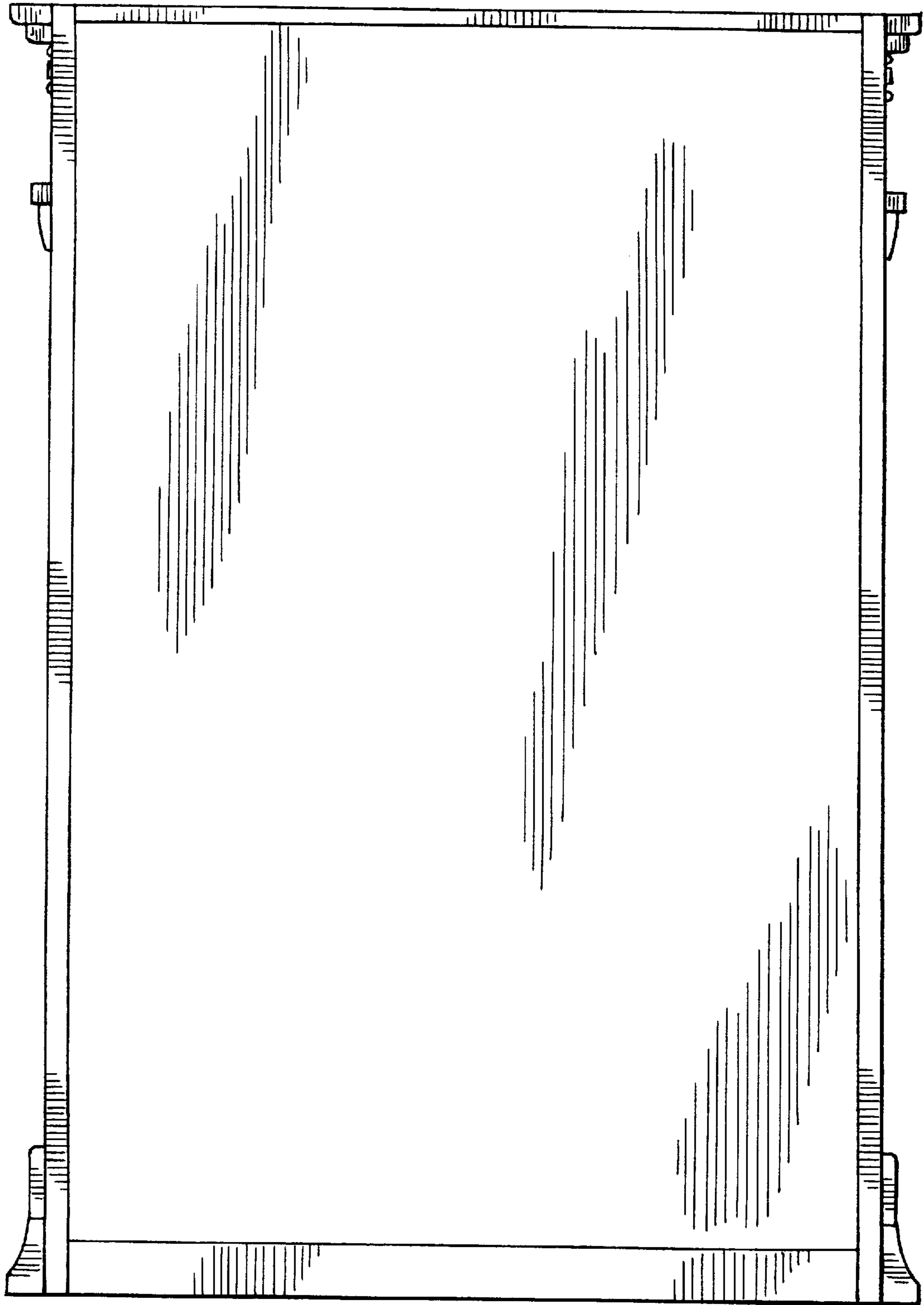


FIG. 4