



US00D423815S

United States Patent [19] O'Hare

[11] **Patent Number: Des. 423,815**

[45] **Date of Patent: ** May 2, 2000**

[54] **CHINA DECK**

[75] Inventor: **Timothy O'Hare**, Colfax, N.C.

[73] Assignee: **Bernhardt, L.L.C.**, Lenoir, N.C.

[**] Term: **14 Years**

[21] Appl. No.: **29/104,713**

[22] Filed: **May 11, 1999**

[51] **LOC (7) Cl. 06-04**

[52] **U.S. Cl. D6/436**

[58] **Field of Search D6/432-448, 470;
312/114, 204**

[56] **References Cited**

U.S. PATENT DOCUMENTS

- D. 340,818 11/1993 Black et al. D6/436
- D. 386,325 11/1997 O'Hare D6/436
- D. 390,719 2/1998 Walters, III et al. D6/438

OTHER PUBLICATIONS

Thomasville Catalog, Fisher Park China Hutch, p. 15, Date Unknown.

Thomasville Catalog, Sante Fe China Hutch, p. 4, 1987.

Primary Examiner—Cathron B. Matta
Attorney, Agent, or Firm—Rhodes & Mason, PLLC

[57] **CLAIM**

The ornamental design for a china deck, as shown and described.

DESCRIPTION

FIG. 1 is a perspective view of a china deck showing my new design;

FIG. 2 is a side view, the opposite side view being a mirror image thereof;

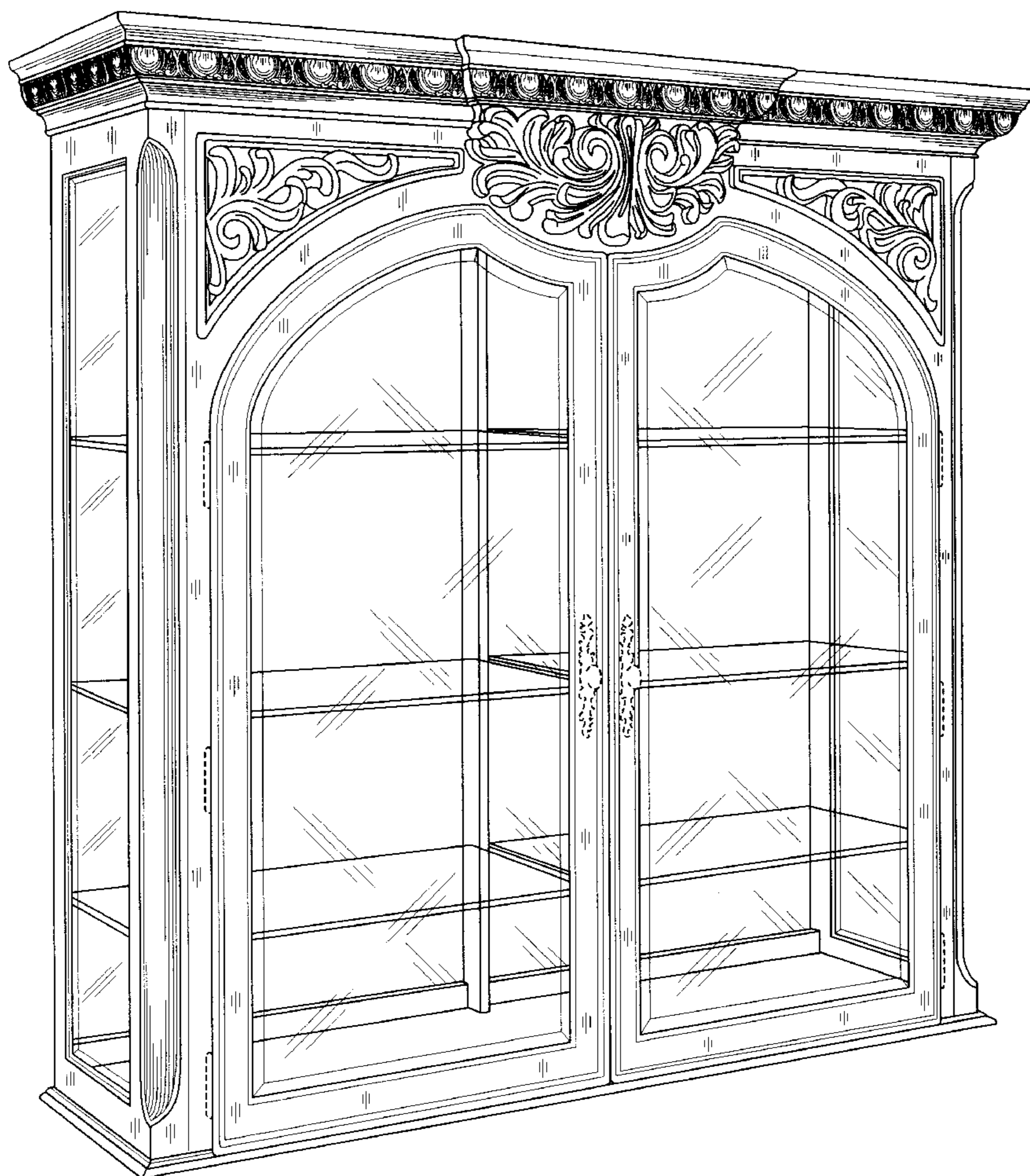
FIG. 3 is a front view thereof; and,

FIG. 4 is an enlarged partial right side elevational view of the top portion of the china deck, the left side being a mirror image thereof.

The broken line showing of hardware in FIGS. 1-3 is for illustrative purposes only and forms no part of the claimed design.

The surfaces or portions of the article not shown in the drawing or described in the specification form no part of the claimed design.

1 Claim, 4 Drawing Sheets



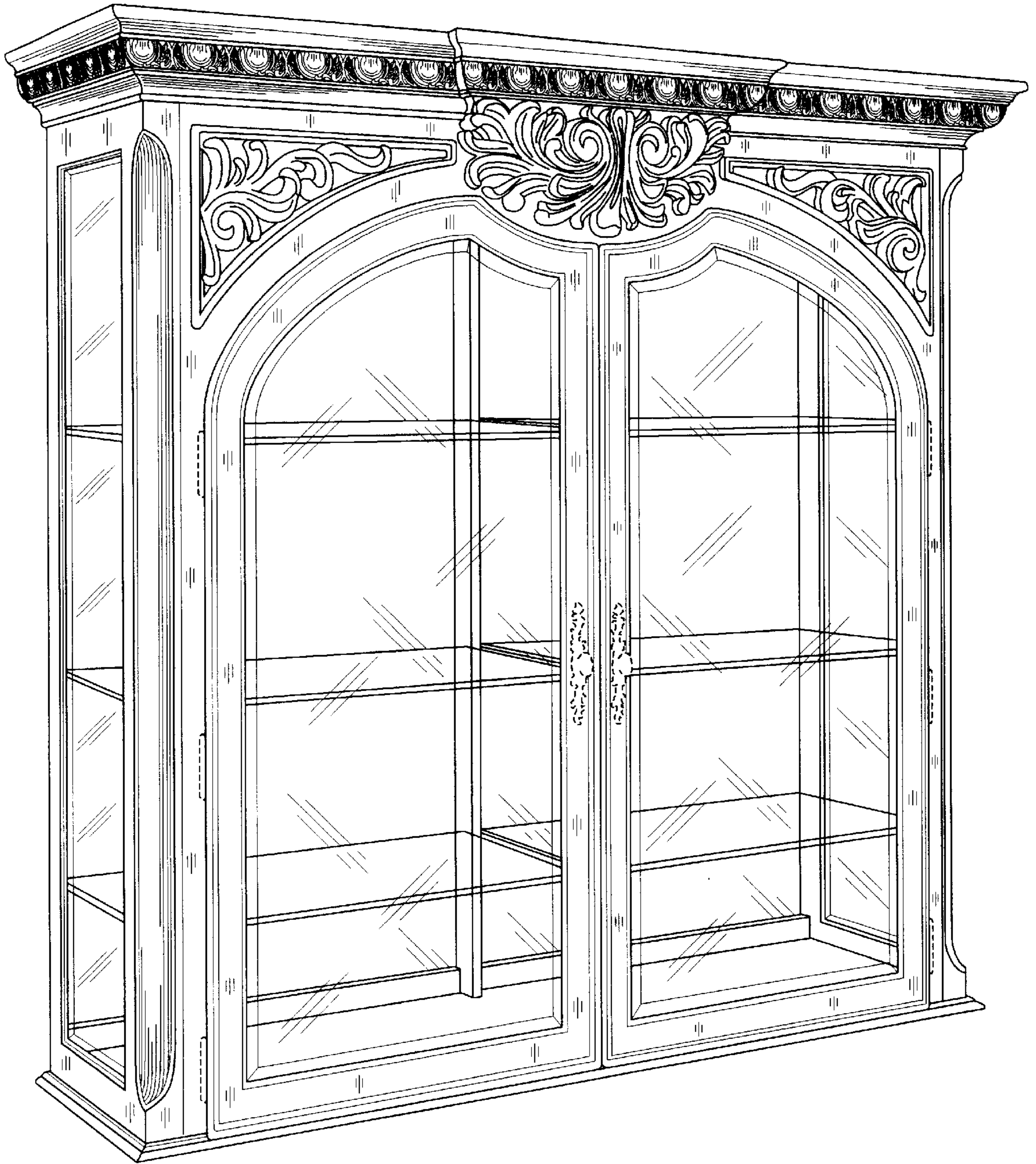


FIG. 1

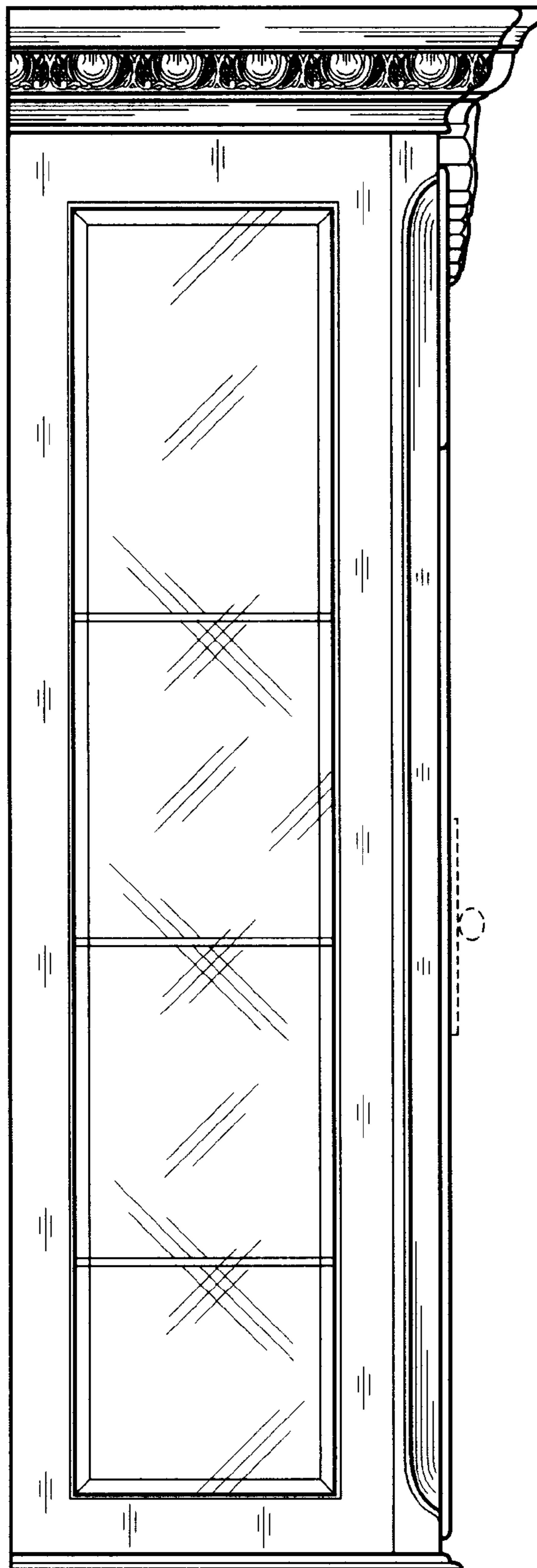


FIG. 2




FIG. 3




FIG. 4