



US00D423805S

United States Patent [19] Olson

[11] **Patent Number: Des. 423,805**

[45] **Date of Patent: ** May 2, 2000**

[54] **CHAIR**

[75] Inventor: **Ogden R. Olson**, Muscatine, Iowa

[73] Assignee: **HON Technology Inc.**, Muscatine, Iowa

[**] Term: **14 Years**

[21] Appl. No.: **29/105,808**

[22] Filed: **Jun. 3, 1999**

[51] **LOC (7) Cl.** **06-01**

[52] **U.S. Cl.** **D6/373; D6/374**

[58] **Field of Search** D6/334, 371, 373,
D6/374, 375, 376, 379, 380, 500, 501,
502; 297/239, 445.1, 448.1, 448.2

[56] **References Cited**

U.S. PATENT DOCUMENTS

D. 202,775	11/1965	Rowland	D6/373
D. 224,824	9/1972	Buhk	D6/373
D. 225,195	11/1972	Lange	D6/373
D. 238,837	2/1976	Mulhauser	.	
D. 246,813	1/1978	Tolleson	D6/373
D. 269,831	7/1983	Crone	D6/373

D. 270,406	9/1983	Schultz	D6/373
D. 283,277	4/1986	Ambasz et al.	D6/373
D. 352,183	11/1994	Sheridan	.	
D. 367,185	2/1996	Olson	D6/373
D. 374,129	10/1996	Timmons	.	
D. 378,553	3/1997	Newhouse	D6/373
D. 390,024	2/1998	DeJule	D6/373
D. 393,757	4/1998	Breen	D6/373
D. 405,285	2/1999	Balderi et al.	D6/373
4,002,369	1/1977	Jennings	D6/374 X

Primary Examiner—Gary D. Watson
Attorney, Agent, or Firm—Jones, Day, Reavis & Pogue

[57] **CLAIM**

The ornamental design for a chair, as shown and described.

DESCRIPTION

FIG. 1 is a front, left perspective view of a chair showing my new design;
FIG. 2 is a front view thereof;
FIG. 3 is a rear view thereof;
FIG. 4 is a left side view, the opposite side view being a mirror image thereof; and,
FIG. 5 is a top view thereof.

1 Claim, 3 Drawing Sheets

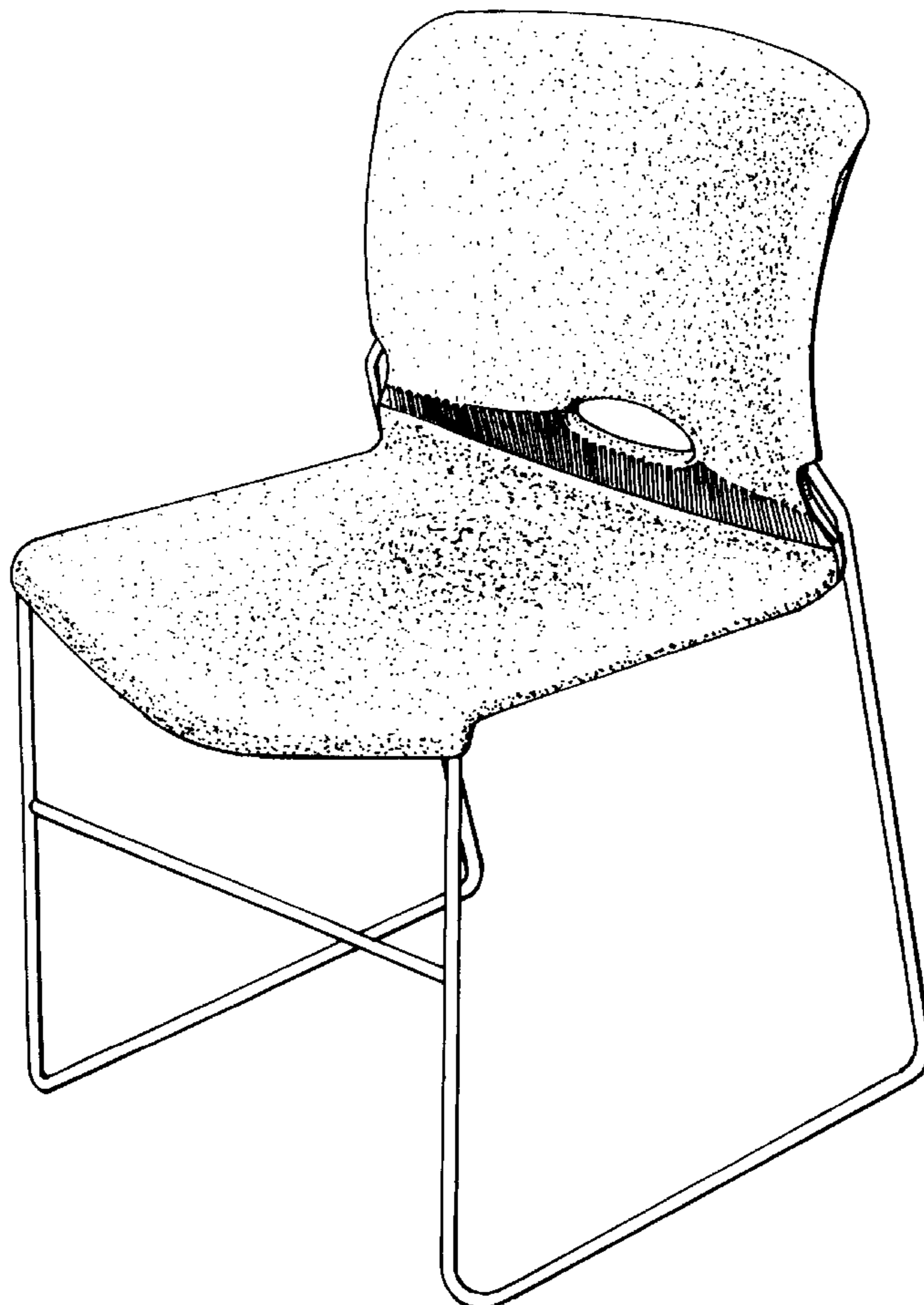


FIG. 1

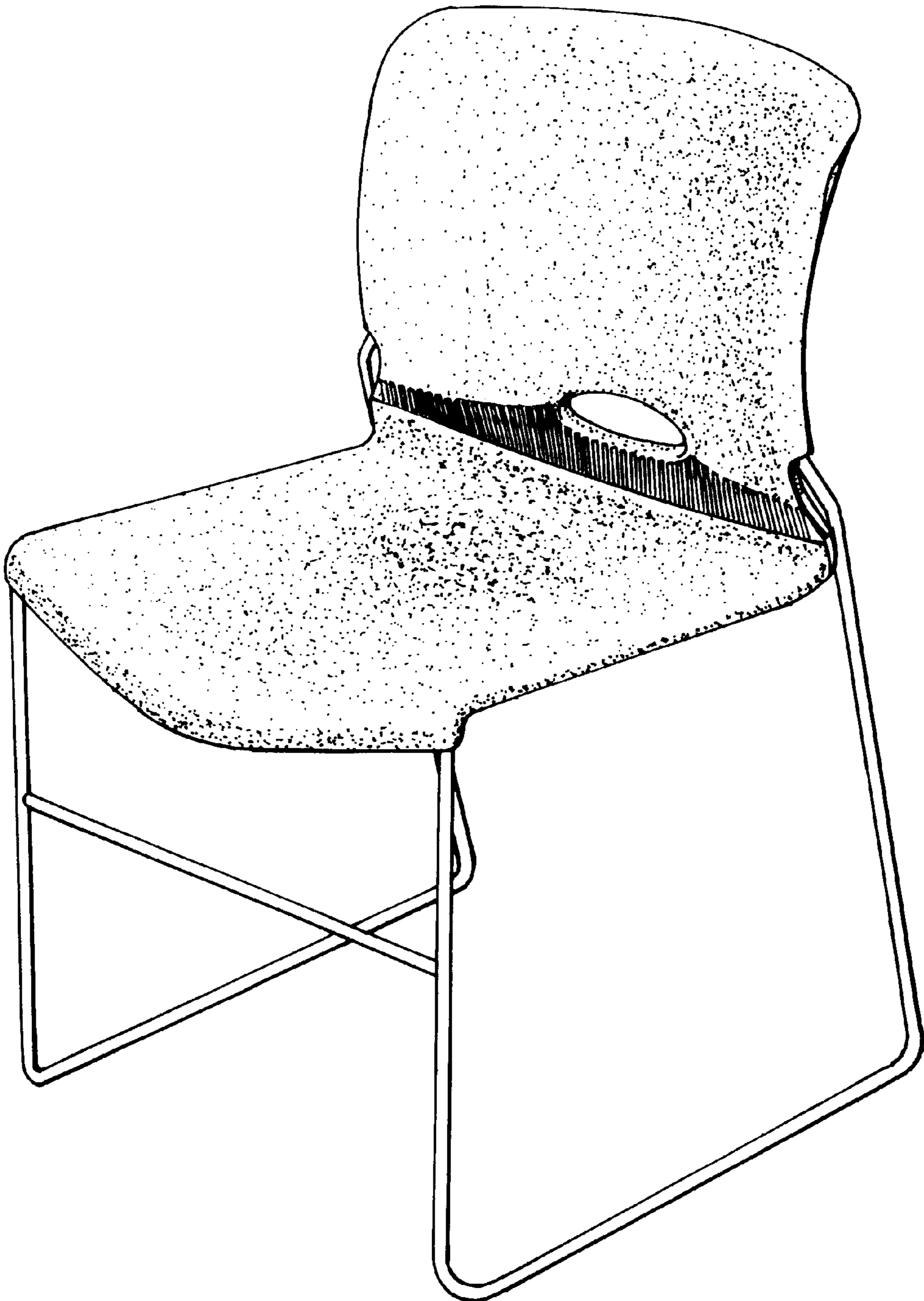


FIG. 2

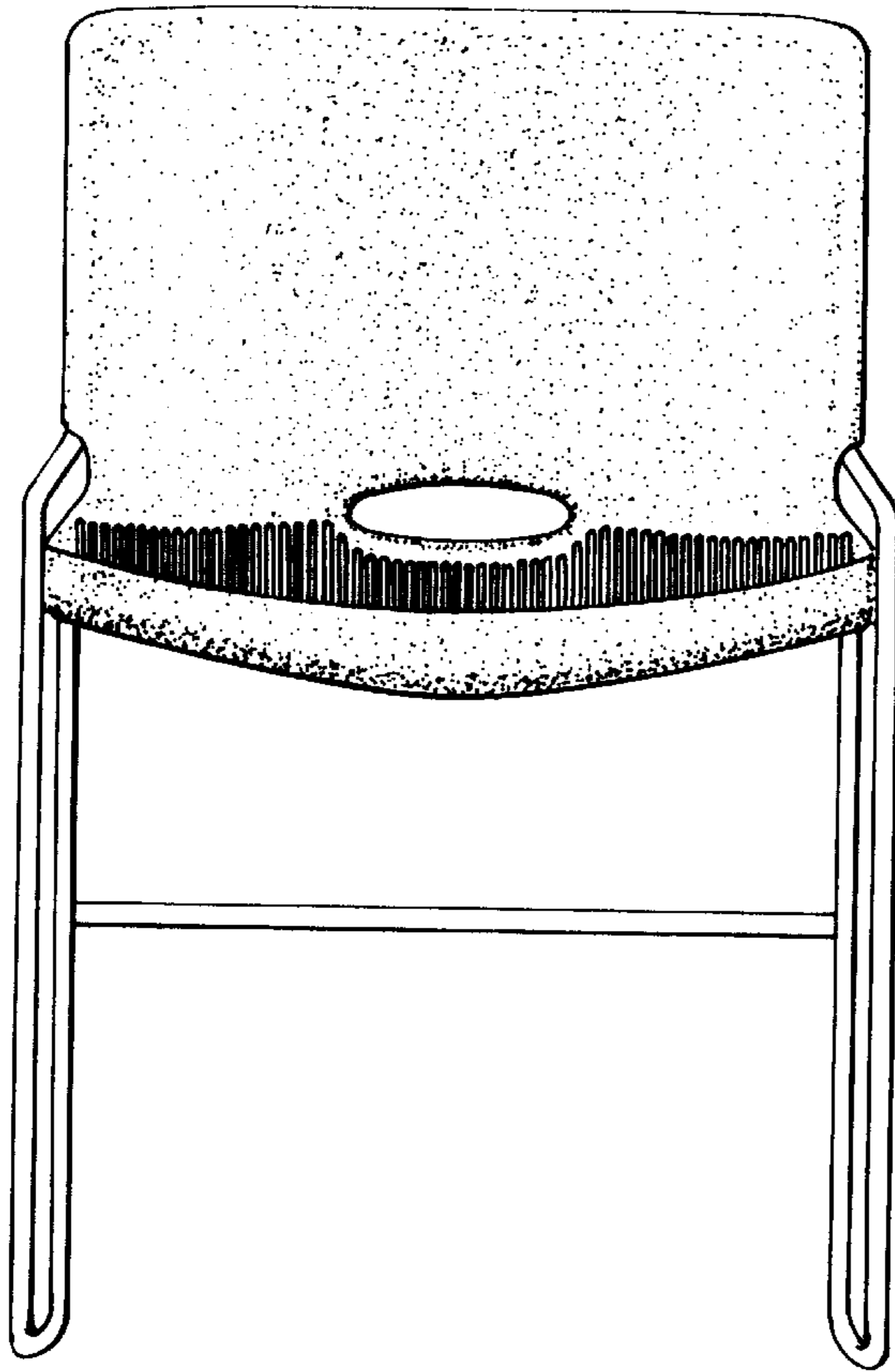


FIG. 3

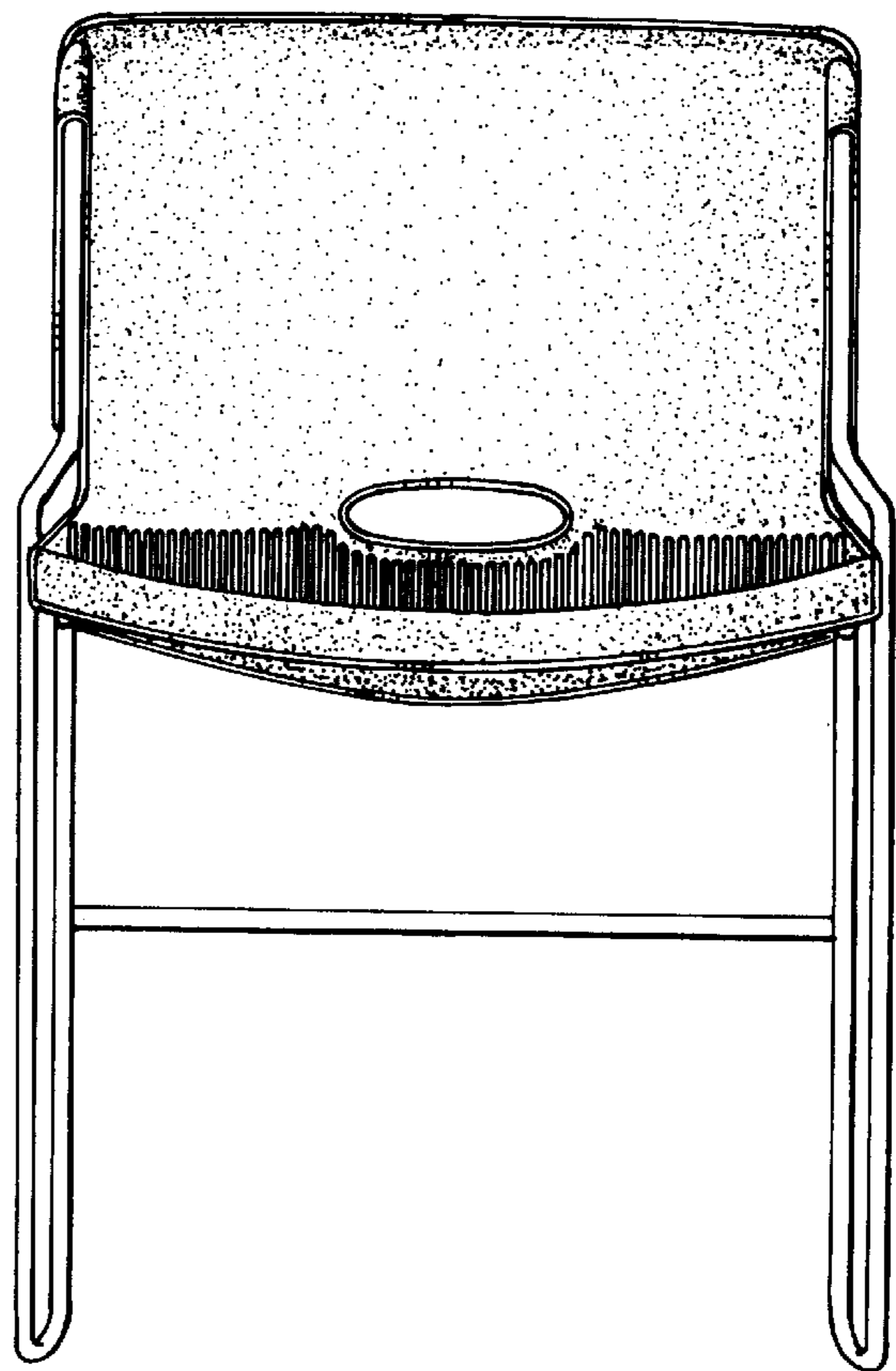


FIG. 4

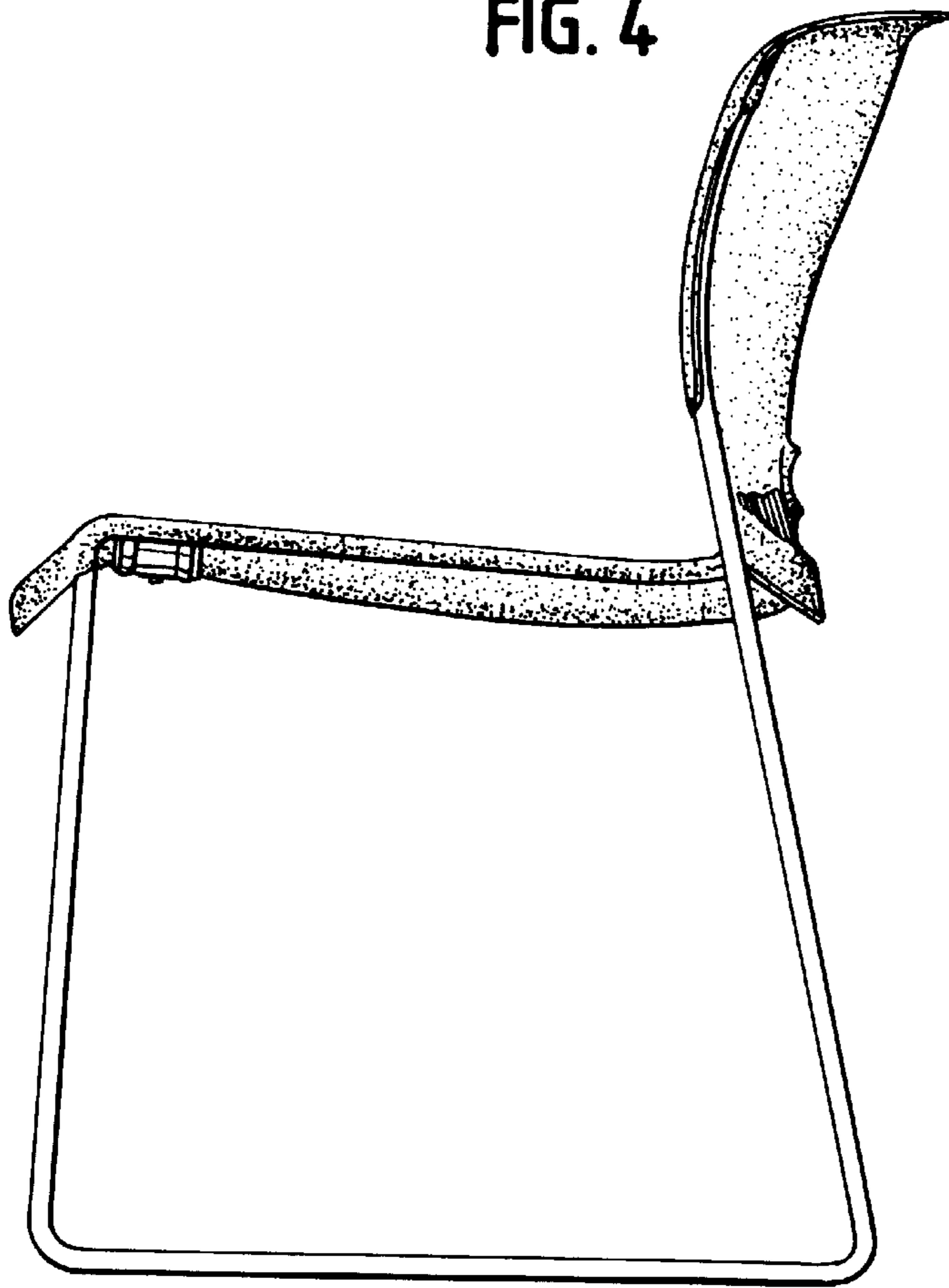


FIG. 5

