



US00D423788S

**United States Patent** [19]  
**Southwell**

[11] **Patent Number: Des. 423,788**

[45] **Date of Patent: \*\* May 2, 2000**

[54] **PAINTING TOOL**

5,419,000 5/1995 Amato et al. .... 15/111  
5,894,624 4/1999 Fulenwider ..... 15/111

[76] Inventor: **Robert Southwell**, 115 Indiana Ave.,  
Athens, Ga. 30605

*Primary Examiner*—Alan P. Douglas  
*Assistant Examiner*—Lavone Tabor  
*Attorney, Agent, or Firm*—Kennedy, Davis & Hodge LLP

[\*\*] Term: **14 Years**

[21] Appl. No.: **29/112,042**

[57] **CLAIM**

[22] Filed: **Oct. 8, 1999**

The ornamental design for a painting tool, as shown and described.

[51] **LOC (7) Cl.** ..... **04-04**

**DESCRIPTION**

[52] **U.S. Cl.** ..... **D4/118; D4/135**

[58] **Field of Search** ..... D4/116, 118, 132,  
D4/135, 138; D32/42; 15/159.1, 160, 105,  
111, 168, 175, 192, 193; 7/105

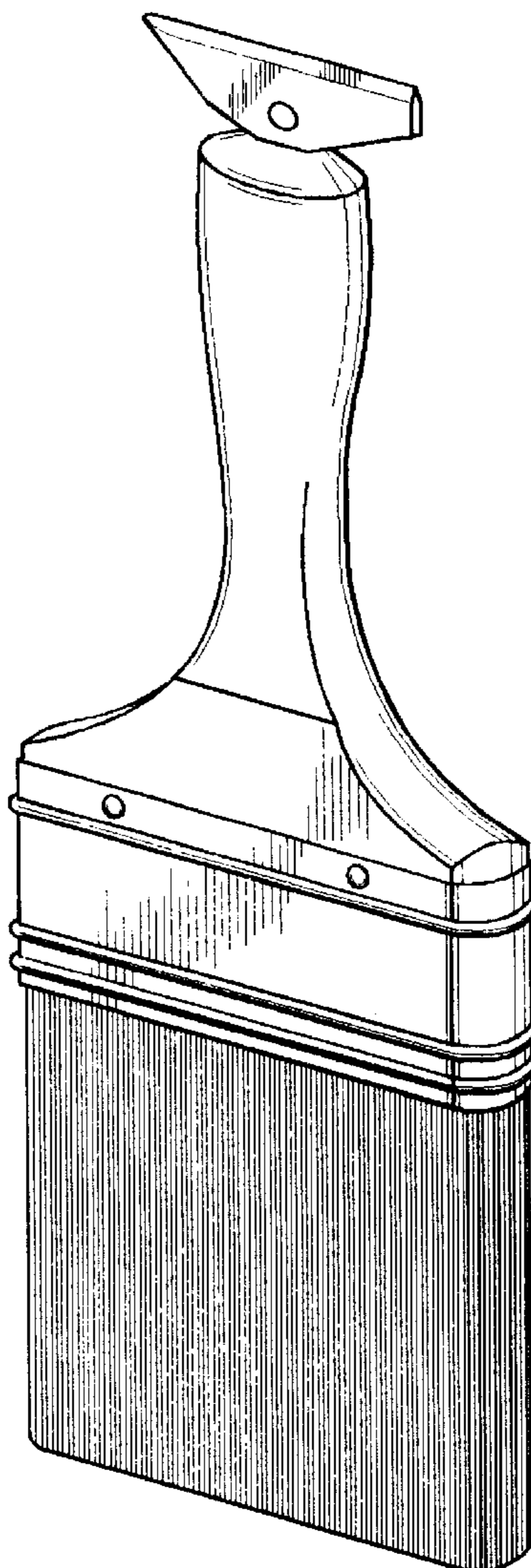
FIG. 1 is a perspective view of the painting tool.  
FIG. 2 is a side view thereof, the opposite side being the same.  
FIG. 3 is an end view thereof.  
FIG. 4 is a top view thereof.  
FIG. 5 is a bottom view thereof; and,  
FIG. 6 is an end view thereof opposite the end shown in FIG. 3.

[56] **References Cited**

**U.S. PATENT DOCUMENTS**

D. 117,933	12/1939	Manchester et al. ....	D4/118
D. 366,150	1/1996	Suchomel .....	D4/116
1,421,478	7/1922	Hope .....	15/111
4,741,064	5/1988	Riegert et al. ....	15/111

**1 Claim, 2 Drawing Sheets**



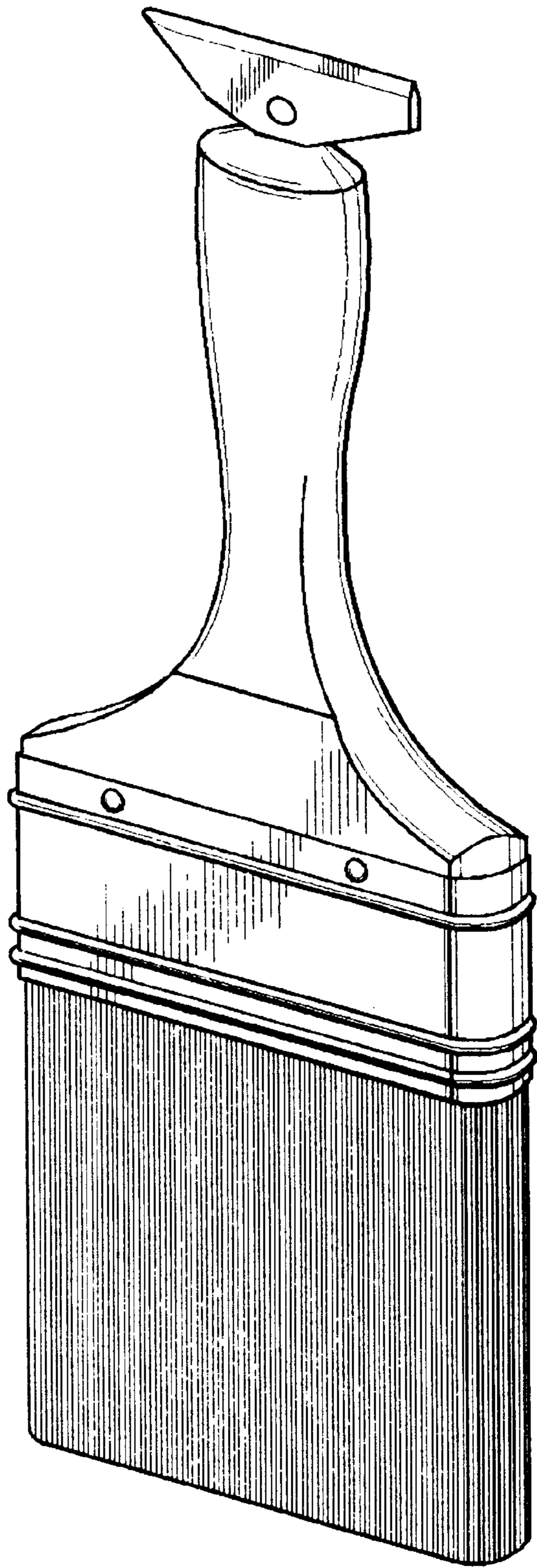


FIG. 1



FIG. 4

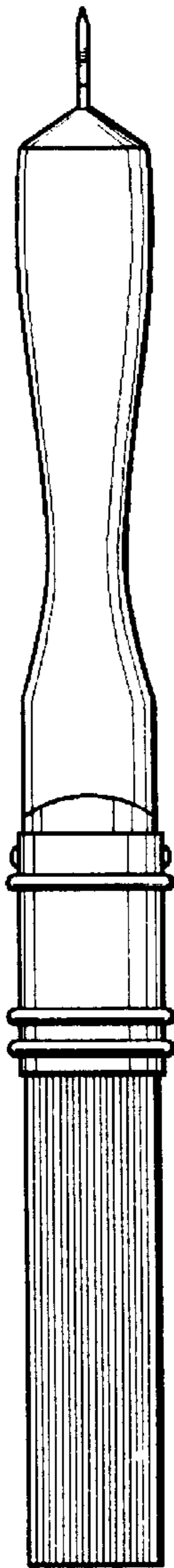


FIG. 3

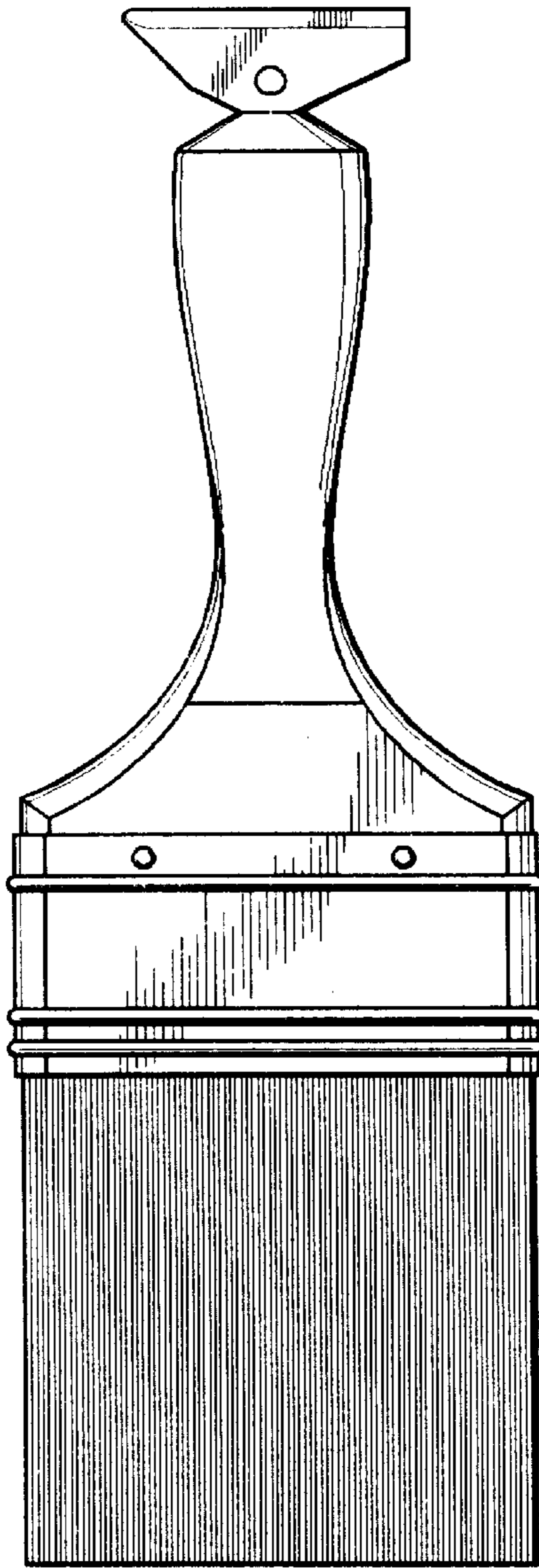


FIG. 2

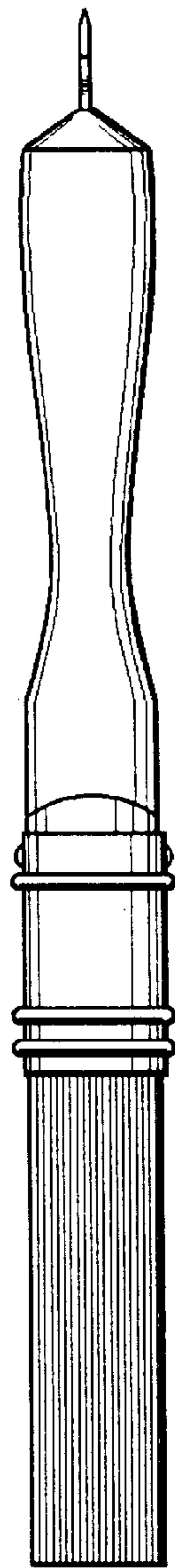


FIG. 6

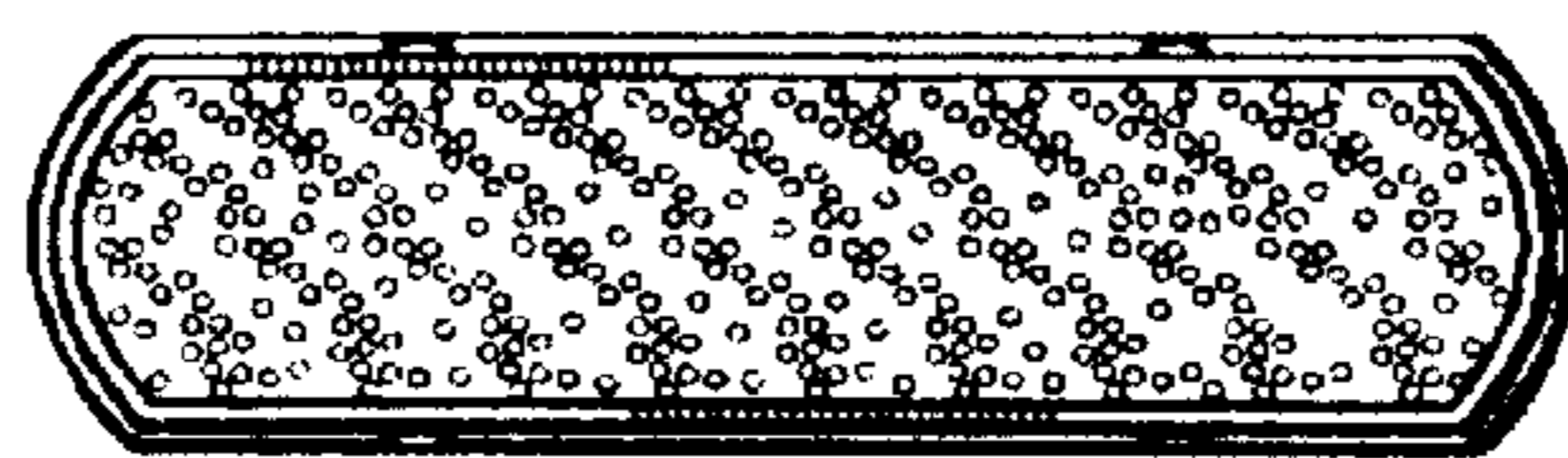


FIG. 5