



US00D423784S

United States Patent [19]
Joulin

[11] **Patent Number: Des. 423,784**

[45] **Date of Patent: ** May 2, 2000**

[54] **TOOTHBRUSH**

[75] Inventor: **Olivier Joulin**, Boulogne, France

[73] Assignee: **Synthelabo**, Le Plessis-Robinson, France

[**] Term: **14 Years**

[21] Appl. No.: **29/101,348**

[22] Filed: **Mar. 2, 1999**

[30] **Foreign Application Priority Data**

Sep. 8, 1998 [FR] France 98 5112

[51] **LOC (7) Cl.** **04-02**

[52] **U.S. Cl.** **D4/104; D4/121**

[58] **Field of Search** D4/104-112, 121,
D4/132, 134, 138; 15/143.1, 159.1, 160,
167.1, 167.2, 186, 187, 176.4, 176.5, 201-202;
132/308; 601/139, 141

[56] **References Cited**

U.S. PATENT DOCUMENTS

D. 265,698	8/1982	Roth	D4/104
D. 378,166	2/1997	Savitt et al.	D4/111
D. 403,509	1/1999	Vonarburg	D4/104
1,592,292	7/1926	Booty	15/176.5
2,665,442	1/1954	Martino	15/167.1 X
5,396,679	3/1995	Brown et al.	15/167.1

Primary Examiner—Alan P. Douglas
Assistant Examiner—Lavone D. Tabor
Attorney, Agent, or Firm—Fross Zelnick Lehrman & Zissu, P.C.; Lawrence E. Apolzon

[57] **CLAIM**

The ornamental design for a toothbrush, as shown and described.

DESCRIPTION

FIG. 1 is a front perspective view;
FIG. 2 is a top view;
FIG. 3 is a back view;
FIG. 4 is a side view (the other side view is a mirror image);
FIG. 5 is a front view;
FIG. 6 is a bottom view;
FIG. 7 is the same view as FIG. 1, but with the brush head removed;
FIG. 8 is the same view as FIG. 2, but with the brush head removed;
FIG. 9 is the same view as FIG. 3, but with the brush head removed;
FIG. 10 is the same view as FIG. 4, but with the brush head removed;
FIG. 11 is the same view as FIG. 5, but with the brush head removed;
FIG. 12 is the same view as FIG. 6, but with the brush head removed;
FIG. 13 is a front perspective view of the brush head alone;
FIG. 14 is a top view of the brush head alone;
FIG. 15 is a front view of the brush head alone;
FIG. 16 is a side view of the brush head alone (the other side view is a mirror image); and,
FIG. 17 is a back view of the brush head alone.

The handle and brush head support unit and the brush head are shown separately for clarity of illustration.

1 Claim, 5 Drawing Sheets

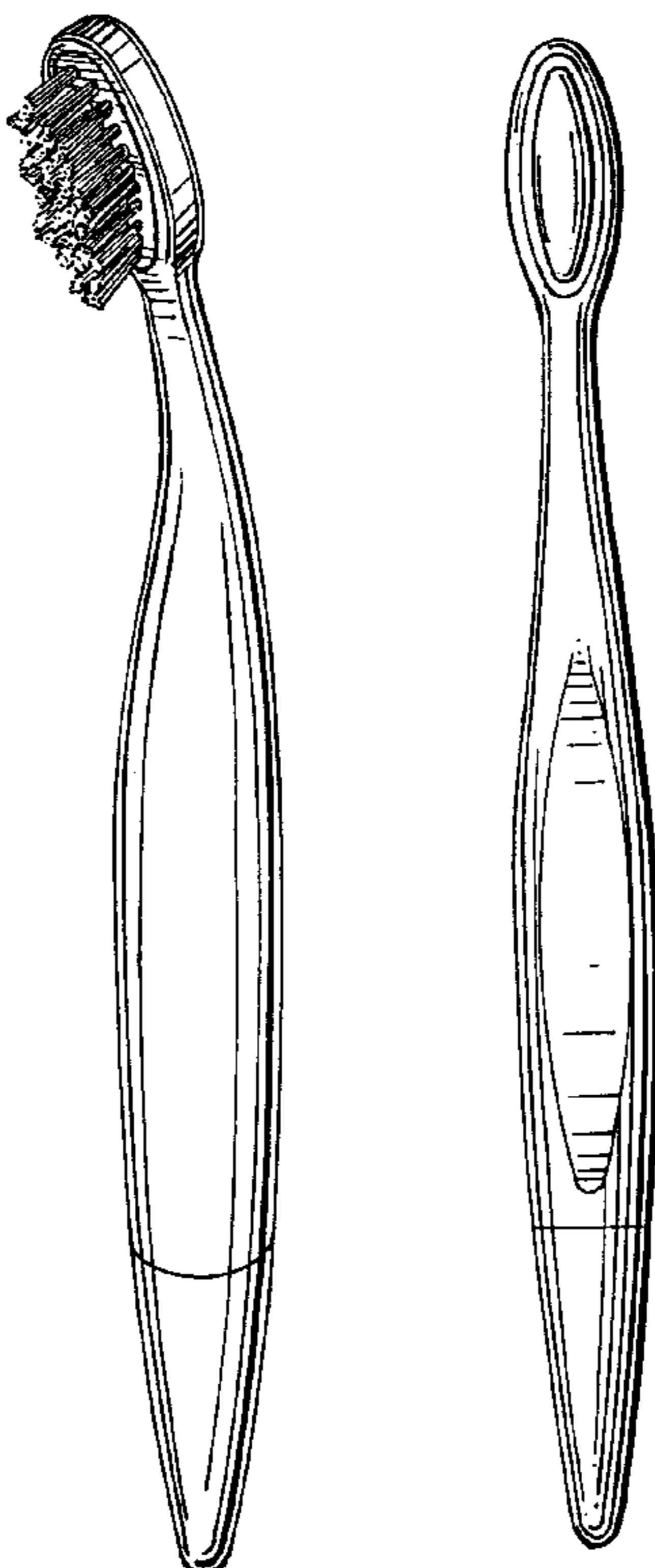




FIG. 1

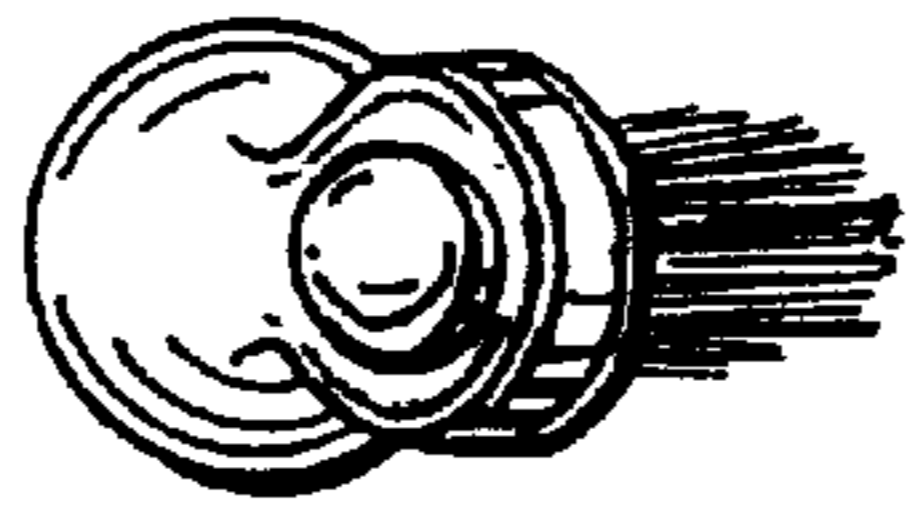


FIG. 2

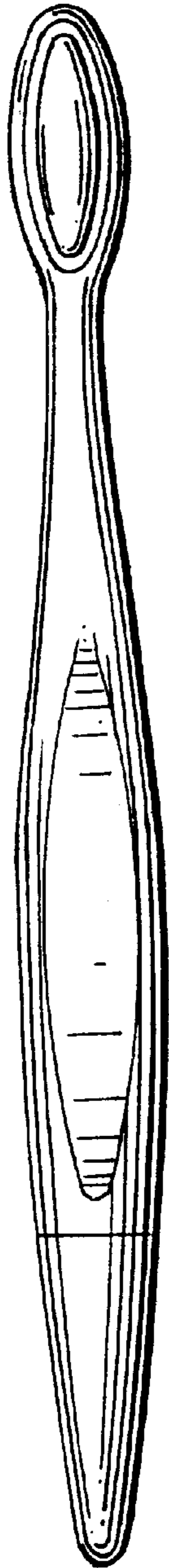


FIG. 3



FIG. 4




FIG. 5




FIG. 6



FIG.7

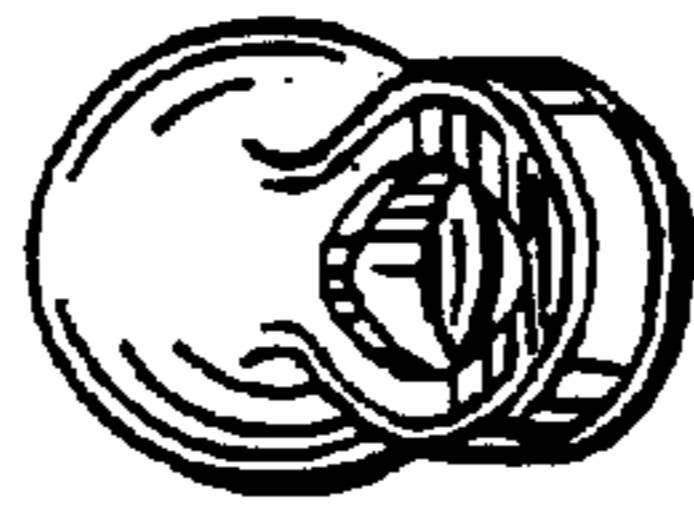


FIG. 8

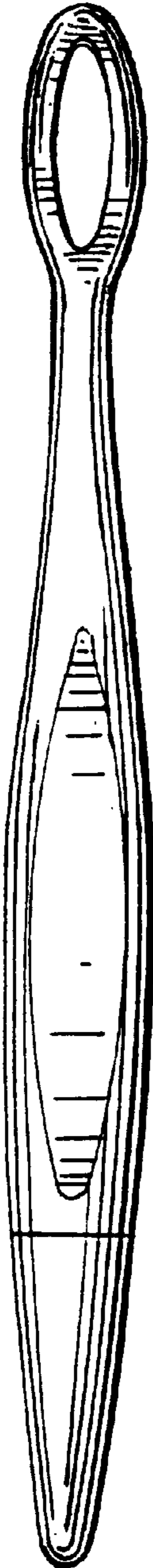


FIG. 9



FIG. 10



FIG. 11

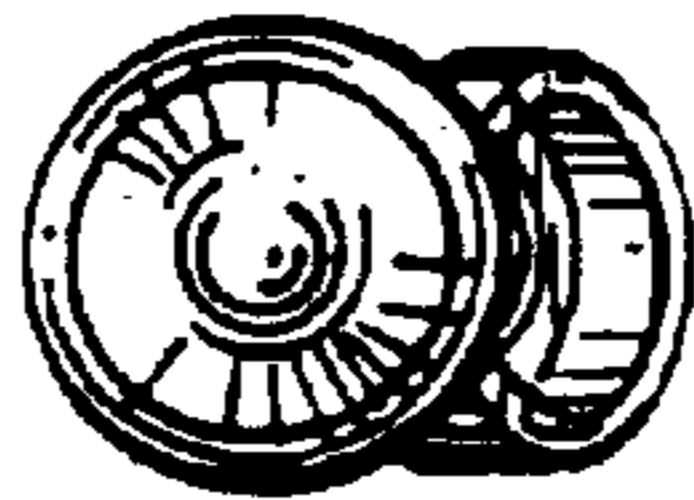


FIG. 12

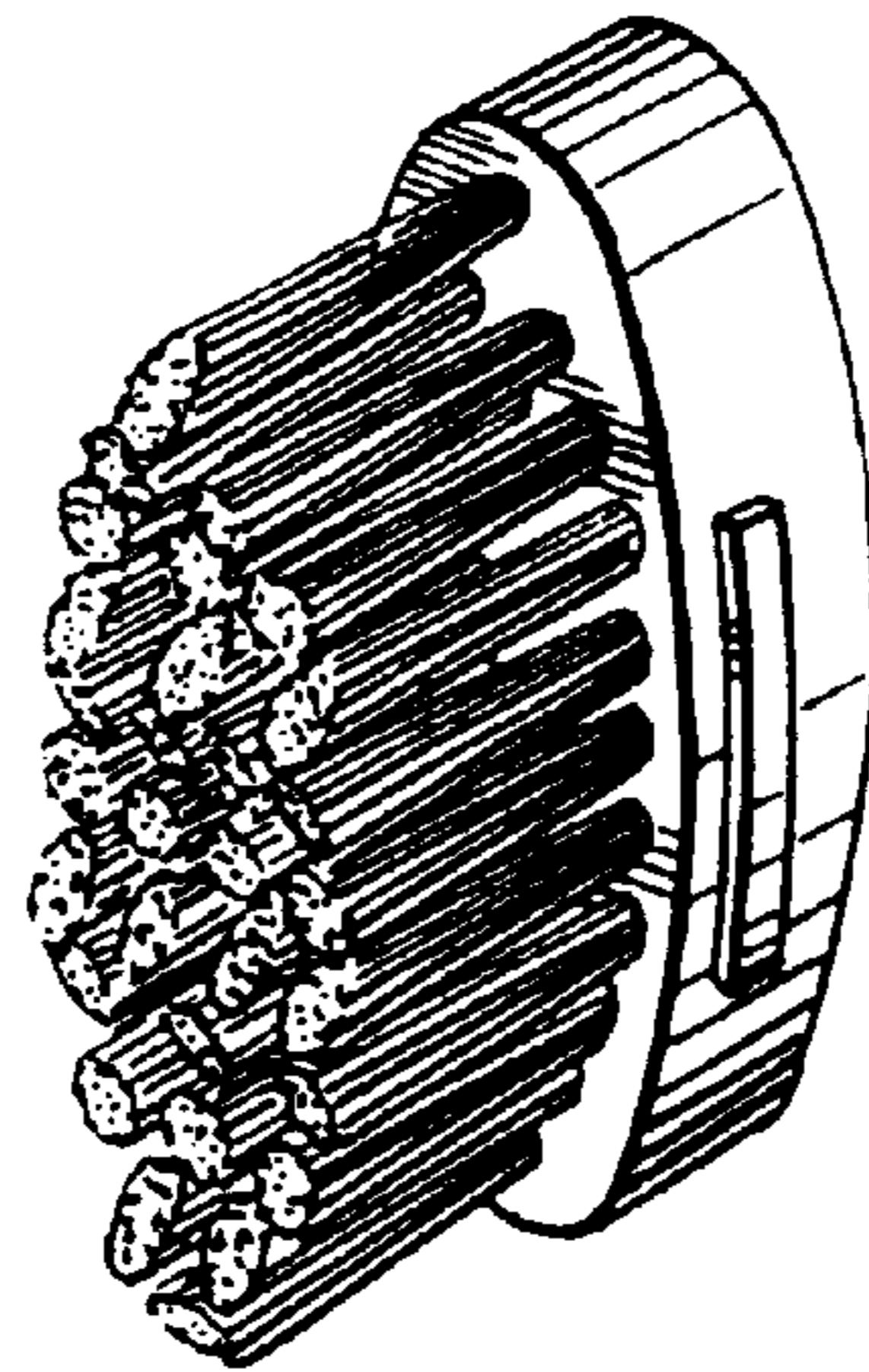


FIG. 13




FIG. 14




FIG. 15

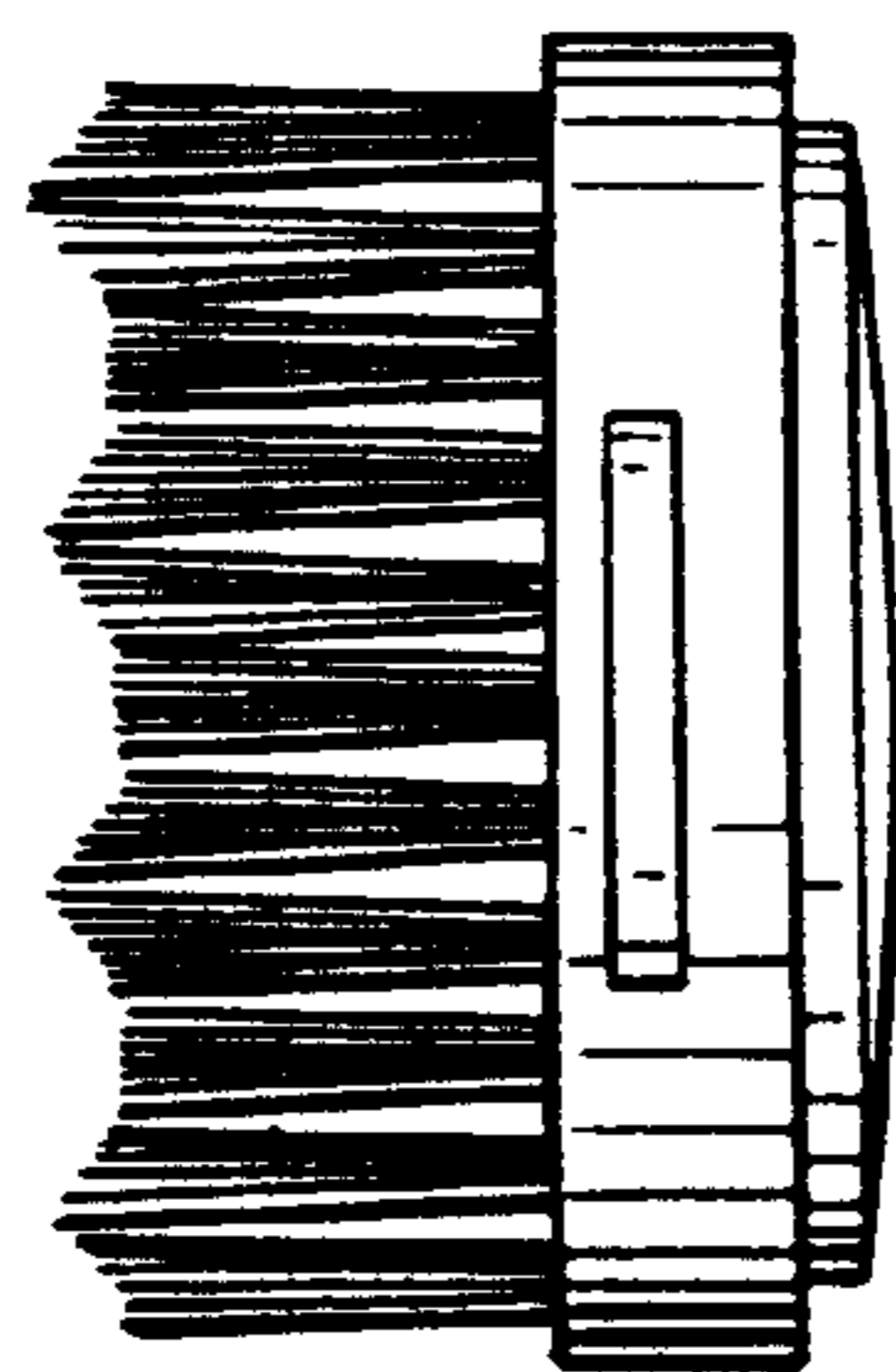


FIG. 16

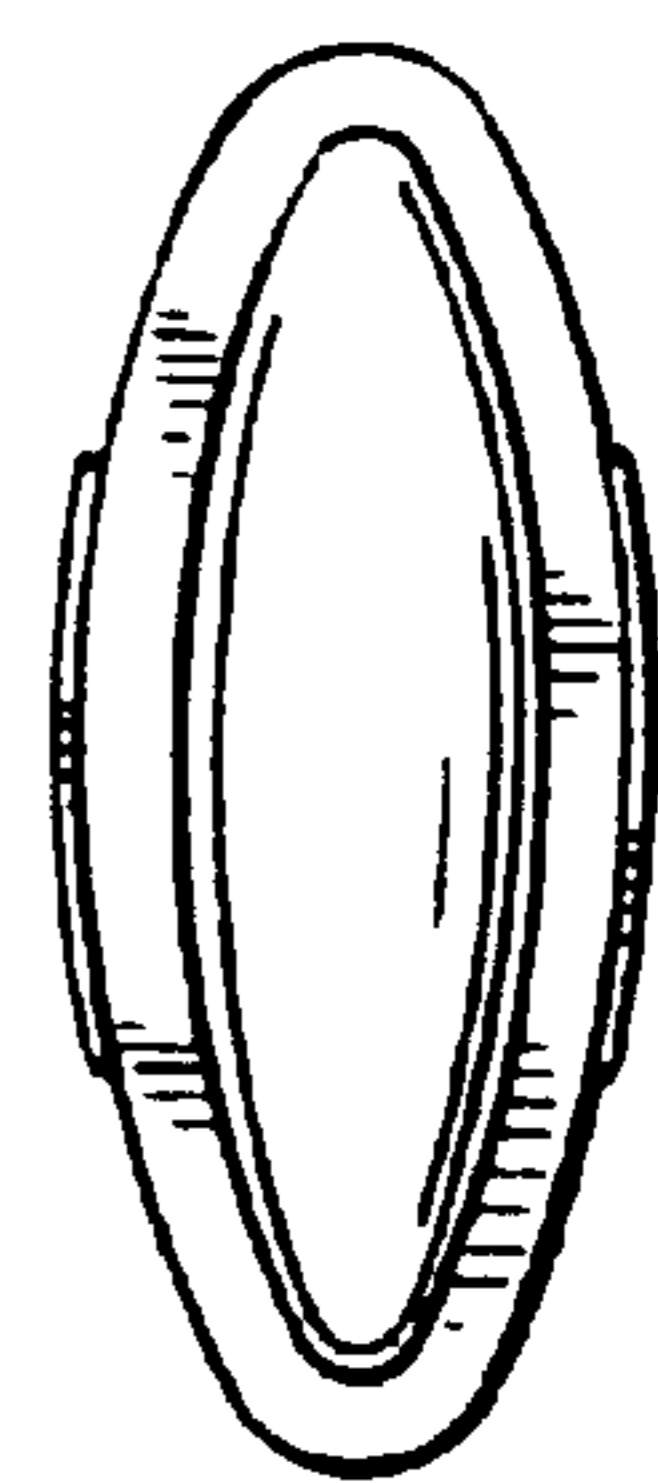


FIG. 17