



US00D423770S

# United States Patent [19]

Degener

[11] Patent Number: **Des. 423,770**

[45] Date of Patent: **\*\* May 2, 2000**

[54] **DESIGN LUG NUT KEY CHAIN**

[76] Inventor: **Charles Degener**, 542 S. Fox Hills Dr., Bloomfield Hills, Mich. 48304

[\*\*] Term: **14 Years**

[21] Appl. No.: **29/072,747**

[22] Filed: **Jun. 24, 1997**

[51] **LOC (7) Cl.** ..... **03-01**

[52] **U.S. Cl.** ..... **D3/201**

[58] **Field of Search** ..... D3/207-211; 70/456 R, 70/459

[56] **References Cited**

**U.S. PATENT DOCUMENTS**

- D. 227,192 6/1973 Schafhauser ..... D3/211
- D. 386,123 11/1997 Fletcher ..... D3/211

- D. 396,743 8/1998 Miller ..... D3/211
- D. 400,468 11/1998 Norman ..... D3/211

*Primary Examiner*—Ralf Seifert  
*Attorney, Agent, or Firm*—Dinnin & Dunn, P.C.

[57] **CLAIM**

The ornamental design lug nut key chain, as shown and described.

**DESCRIPTION**

FIG. 1 is a top view of the design of a key chain; FIG. 2 is a left side view of the design of a key chain; FIG. 3 is a bottom view of the design of a key chain; FIG. 4 is a right side view of the design of a key chain; FIG. 5 is a back view of the design of a key chain; and, FIG. 6 is a front view of the design of a key chain.

**1 Claim, 1 Drawing Sheet**




FIG. 1.

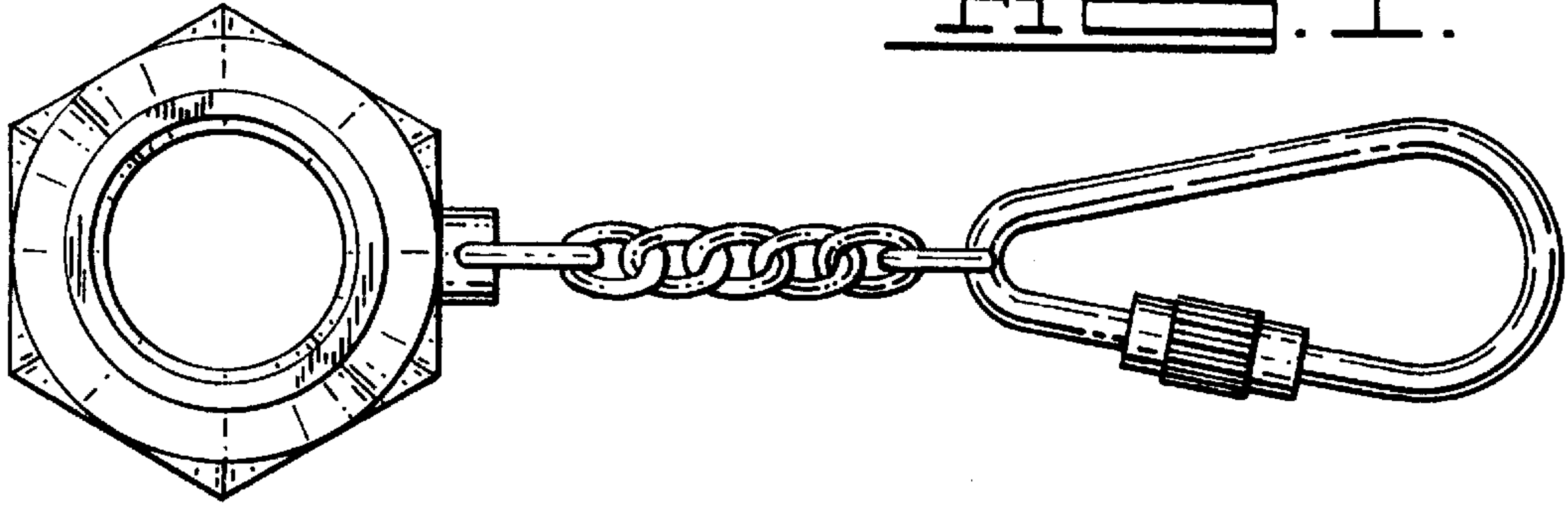


FIG. 2.




FIG. 3.




FIG. 4.




FIG. 5.

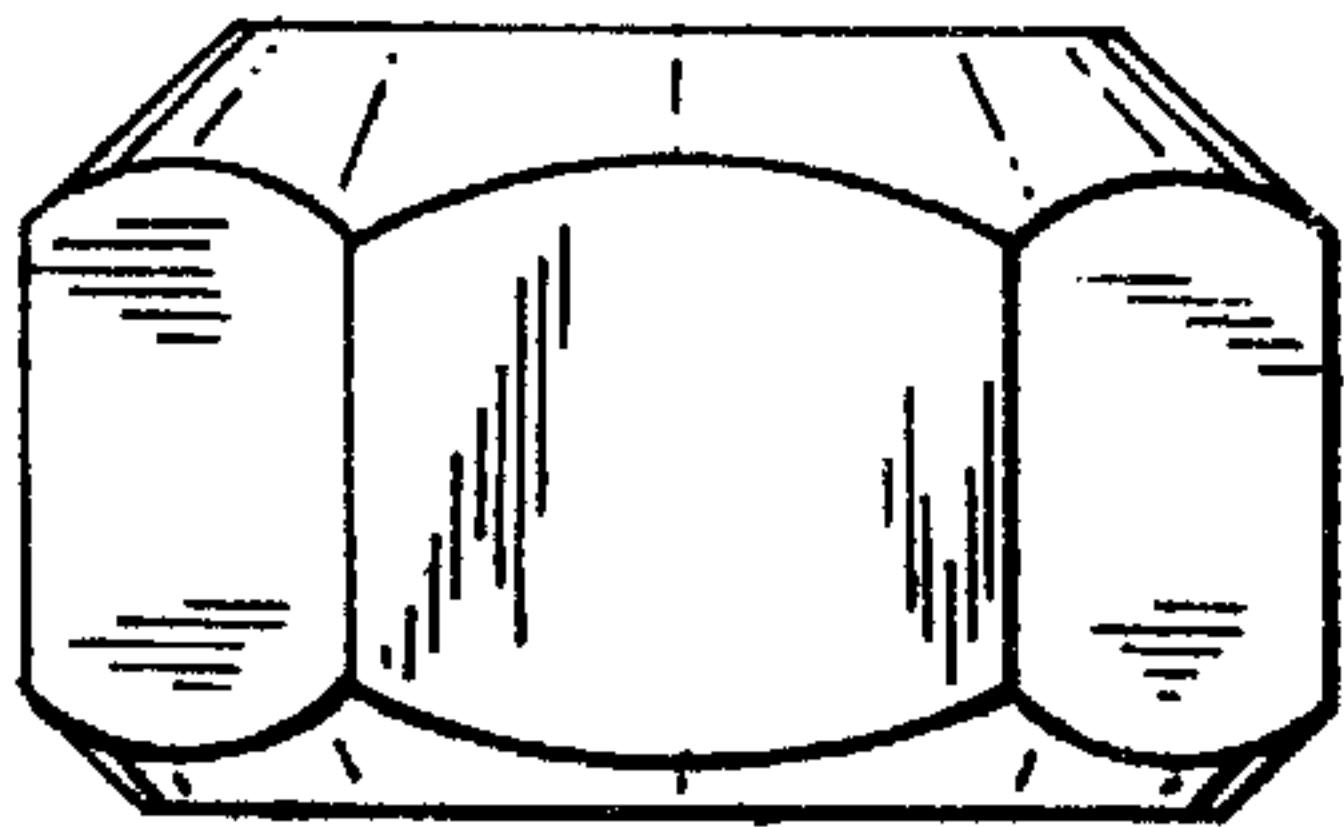


FIG. 6.

