



US00D423769S

United States Patent [19] Clarke

[11] **Patent Number: Des. 423,769**

[45] **Date of Patent: ** May 2, 2000**

[54] **SIDE ELEMENT OF A SHOE UPPER**

[75] Inventor: **Richard Clarke**, Portland, Oreg.

[73] Assignee: **Nike, Inc.**, Beaverton, Oreg.

[**] Term: **14 Years**

[21] Appl. No.: **29/111,529**

[22] Filed: **Sep. 29, 1999**

[51] **LOC (7) Cl.** **02-99**

[52] **U.S. Cl.** **D2/972**

[58] **Field of Search** D2/896, 902, 907,
D2/943, 944, 947, 969, 970, 972, 973;
36/45, 50.1, 51, 77 M, 77 R, 83, 88, 89,
113, 114, 126-130

[56] **References Cited**

U.S. PATENT DOCUMENTS

- D. 331,486 12/1992 Dahlsten et al. .
- D. 333,033 2/1993 Bailey .
- D. 345,240 3/1994 Greene .
- D. 353,040 12/1994 Avar .
- D. 368,363 4/1996 Feller .
- D. 378,550 3/1997 Morris .
- D. 395,348 6/1998 Smith, III D2/972
- D. 397,861 9/1998 Teague D2/972
- D. 401,051 11/1998 Hamel .
- D. 407,552 4/1999 McCourt .

OTHER PUBLICATIONS

- “Nike Footwear Catalog” Spring 1998, published Jun. 1, 1997 (pp. M52), Beaverton, Oregon.
- “Nike Footwear Catalog,” Fall 1999, published Nov. 1, 1998 (pp. M55, M100, M101, M133), Beaverton, Oregon.

“Nike Footwear Catalog,” Fall 1999, Mar. 1, 1999 (pp. M42, M66, M67), Beaverton, Oregon.

“Nike Footwear Catalog,” Spring 2000“ A”, published Jul. 1, 1999 (pp. M121), Beaverton, Oregon.

Primary Examiner—Ted Shooman
Attorney, Agent, or Firm—Trask, Britt & Rossa

[57] **CLAIM**

The ornamental design for a side element of a shoe upper, as shown and described.

DESCRIPTION

FIG. 1 is a perspective view of the side element of a shoe upper showing my new design;

FIG. 2 is a side elevational view of the side element of a shoe upper shown in FIG. 1;

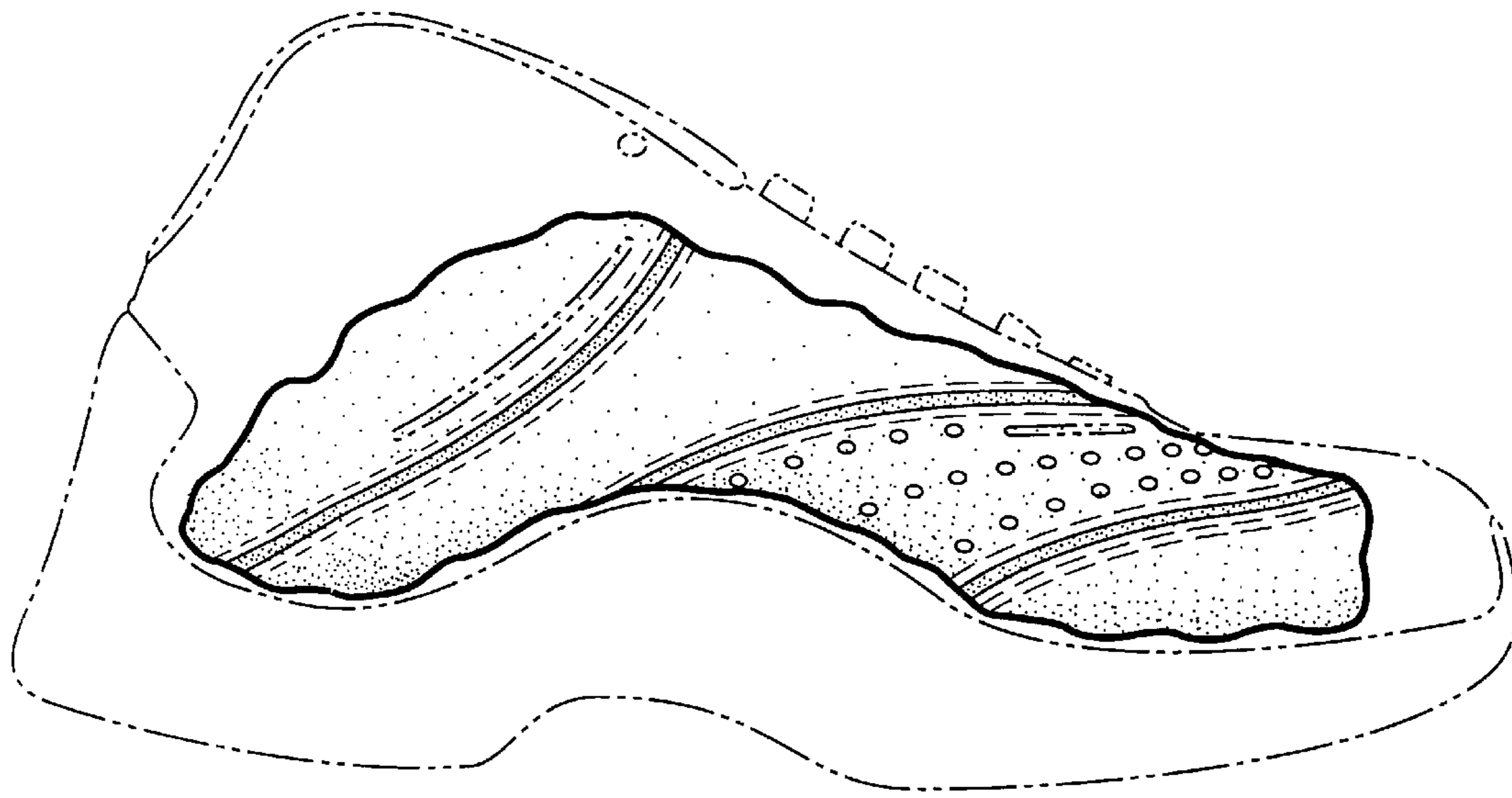
FIG. 3 is a front elevational view of the side element of a shoe upper shown in FIG. 1;

FIG. 4 is a rear elevational view of the side element of a shoe upper shown in FIG. 1; and,

FIG. 5 is a top view of the side element of a shoe upper shown in FIG. 1.

The phantom lines showing a portion of a shoe, in FIGS. 1-5 are for illustrative purposes only and form no part of the claimed design.

1 Claim, 2 Drawing Sheets






Fig. 1

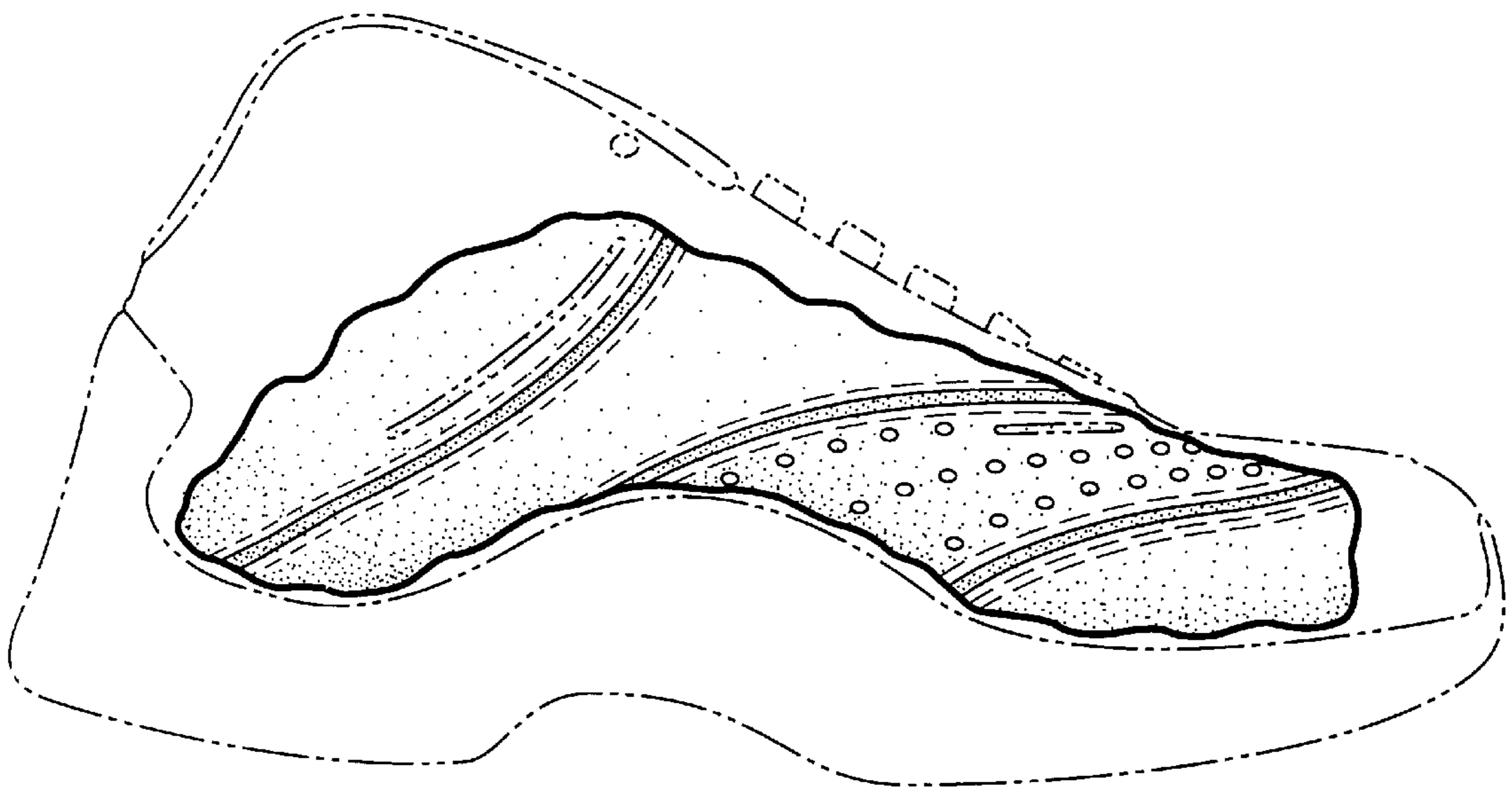


Fig. 2



Fig. 3

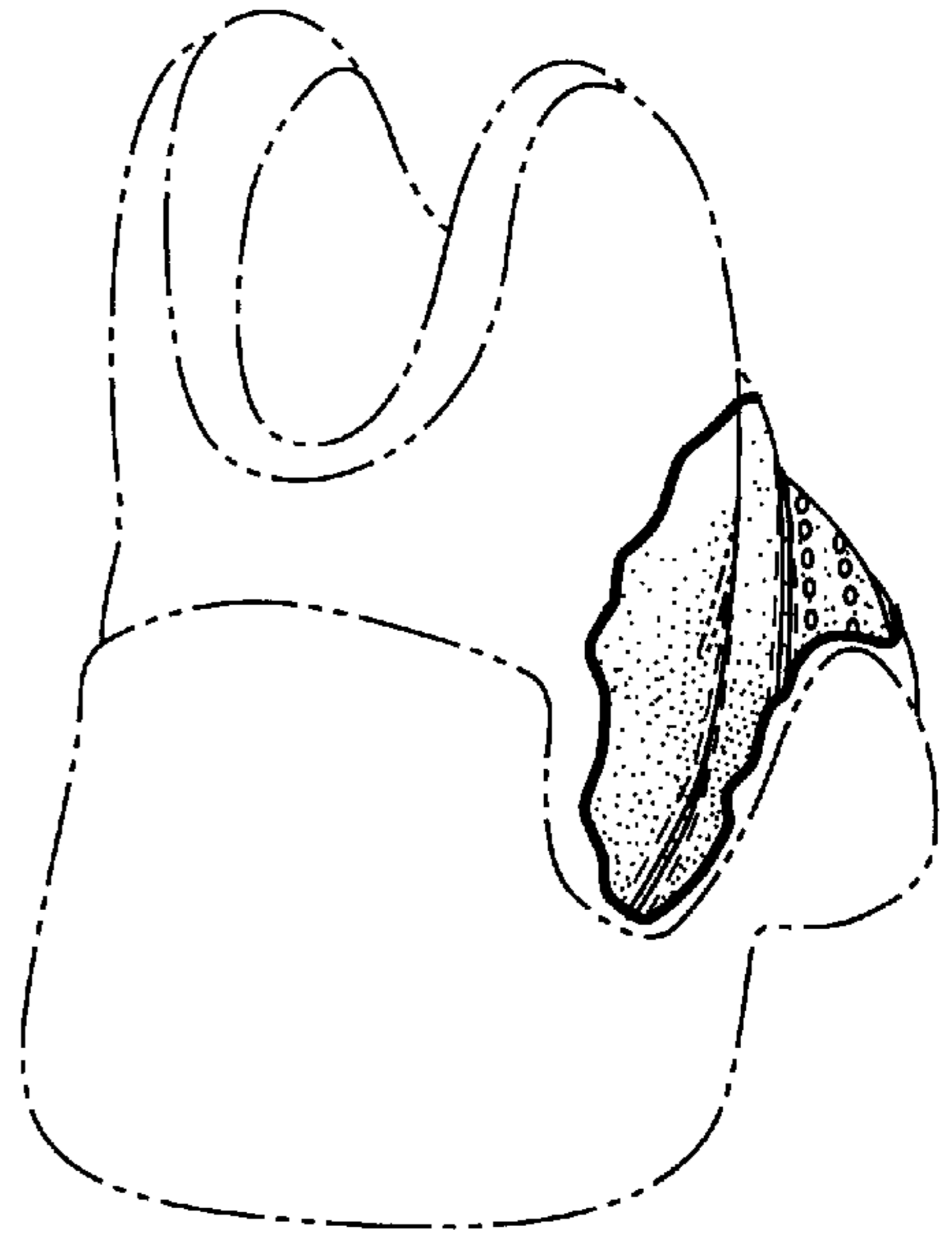


Fig. 4

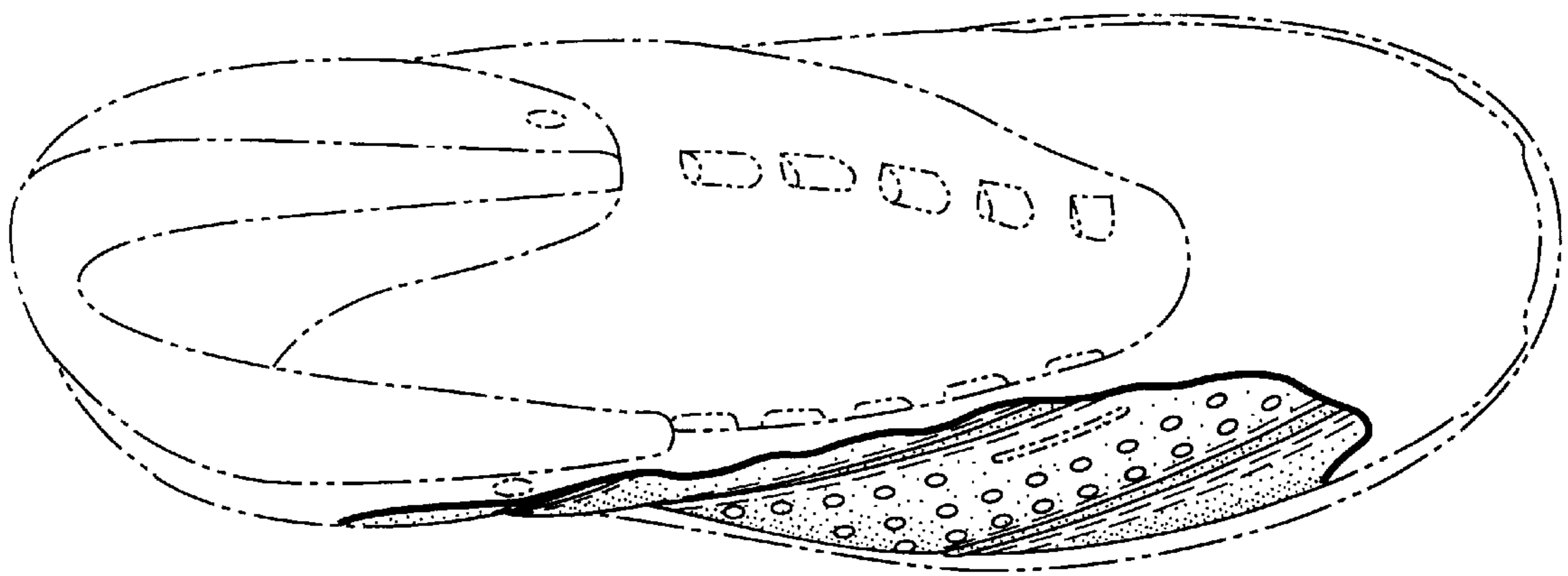


Fig. 5