



US00D423766S

# United States Patent [19] Genga

[11] Patent Number: **Des. 423,766**

[45] Date of Patent: **\*\* May 2, 2000**

[54] **HIGH HEEL INSET**

[76] Inventor: **Sherry Genga, 57 Emily Dr.,  
Marlborough, Conn. 06447**

[\*\*] Term: **14 Years**

[21] Appl. No.: **29/111,889**

[22] Filed: **Oct. 7, 1999**

[51] **LOC (7) Cl.** ..... **02-04**

[52] **U.S. Cl.** ..... **D2/961**

[58] **Field of Search** ..... D2/946-961, 964,  
D2/968, 976; D24/191, 192, 212, 213;  
36/3 R, 3 B, 7.1 A, 43, 44, 28, 29, 32 R,  
24.5, 141, 25 R, 71, 30 R, 35 R, 35 B,  
114, 107

[56] **References Cited**

**U.S. PATENT DOCUMENTS**

- D. 255,060 5/1980 Okazawa ..... D2/961
- D. 288,383 2/1987 Autry ..... D2/961
- D. 311,269 10/1990 Graham et al. .... D2/961

- D. 349,393 8/1994 Mishan ..... D2/961
- D. 354,389 1/1995 Howlett et al. .... D2/961
- D. 396,948 8/1998 Moore et al. .... D2/961
- D. 411,759 7/1999 Byrd ..... D2/961
- 1,144,291 6/1915 Boyer ..... 36/43
- 5,813,171 9/1998 Cho ..... 36/29

*Primary Examiner*—Louis S. Zarfes

*Assistant Examiner*—G. Andoll

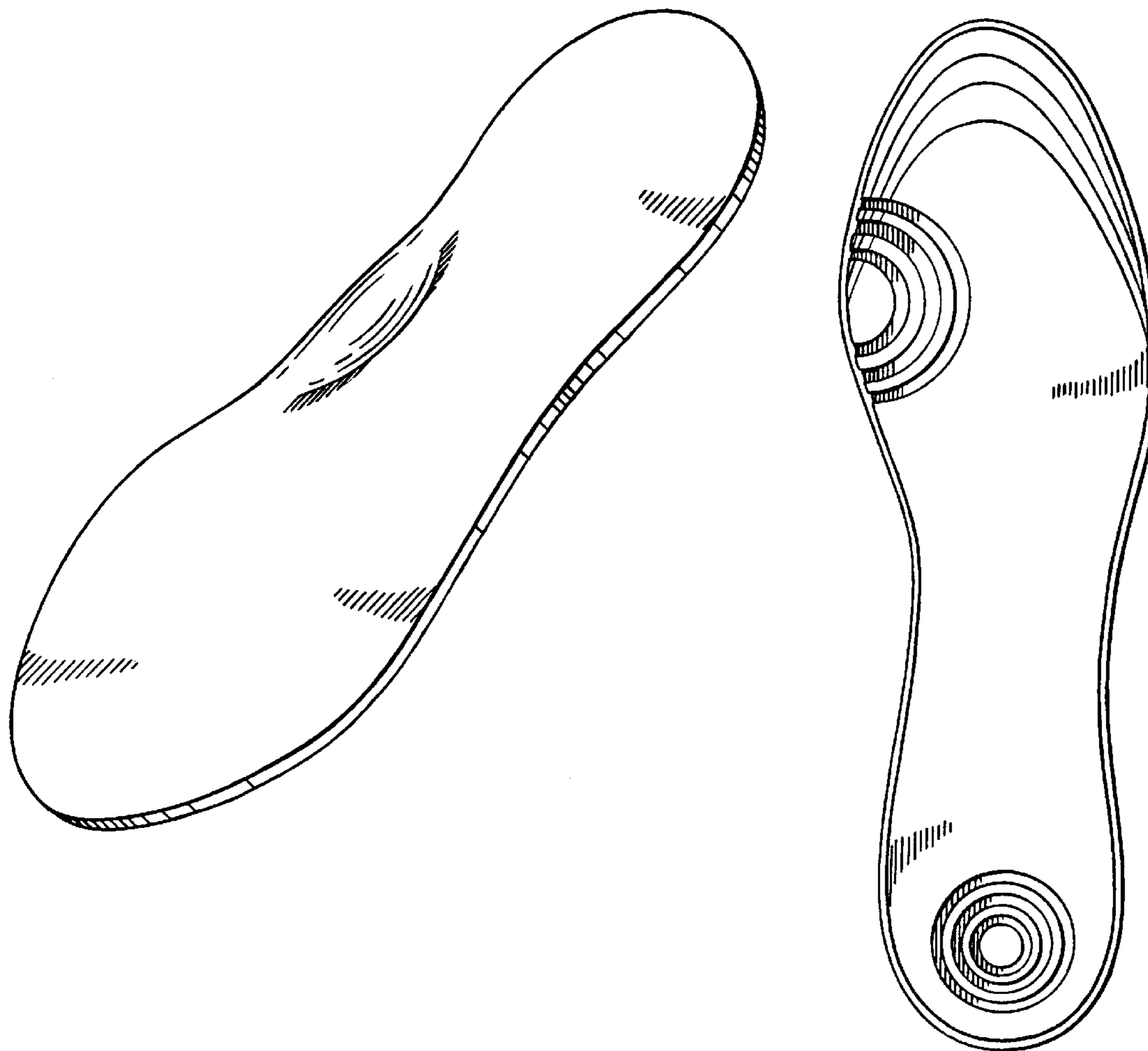
[57] **CLAIM**

The ornamental design for a high heel inset, as shown and described.

**DESCRIPTION**

FIG. 1 is front perspective view of the high heel inset according to the invention;  
FIG. 2 is a front plan view of the high heel inset of FIG. 1;  
FIG. 3 is a rear plan view of the high heel inset of FIG. 1;  
FIG. 4 is a top plan view of the high heel inset of FIG. 1; and,  
FIG. 5 is a bottom plan view of the high heel inset of FIG. 1.

**1 Claim, 2 Drawing Sheets**



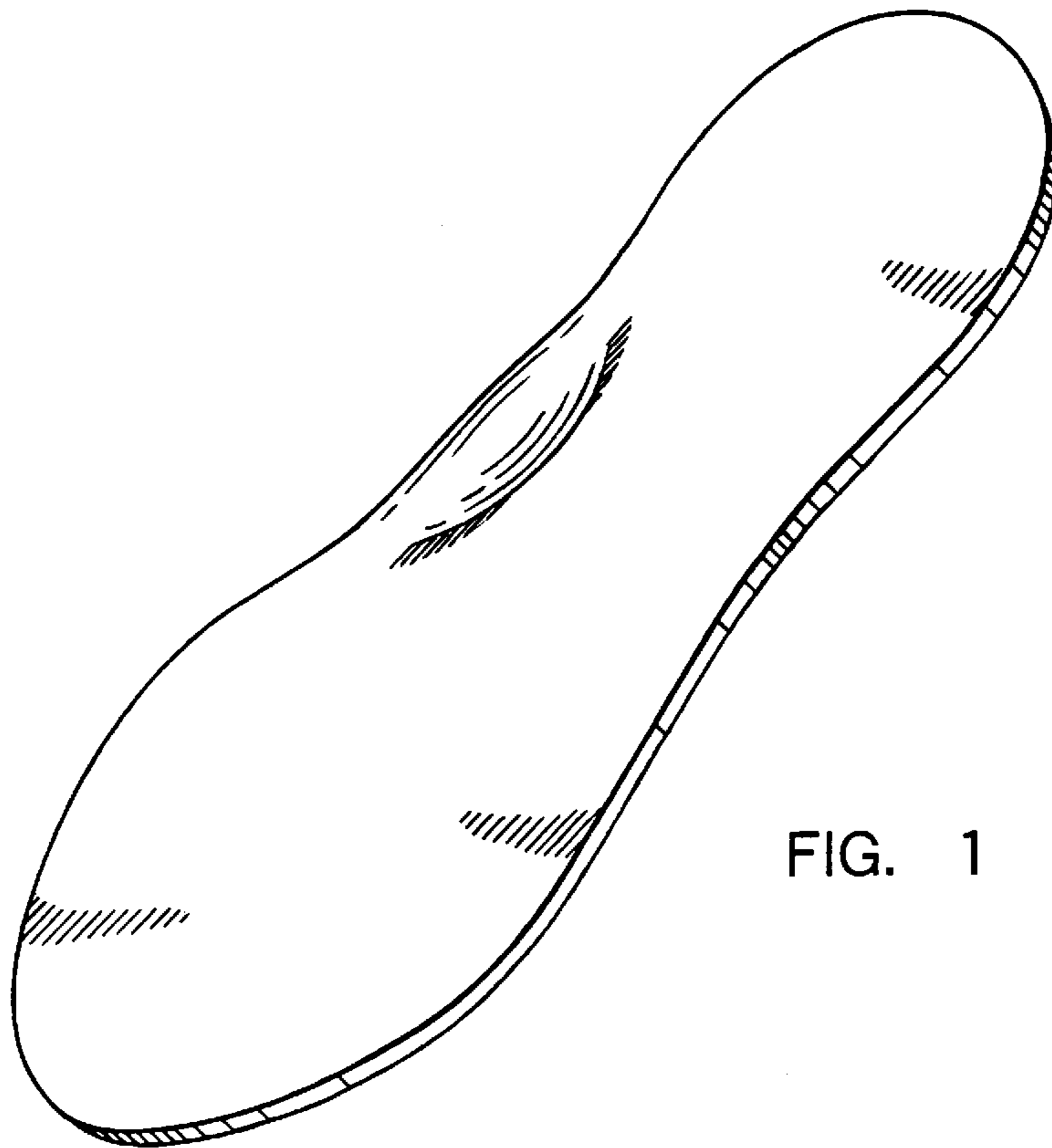


FIG. 1




FIG. 2

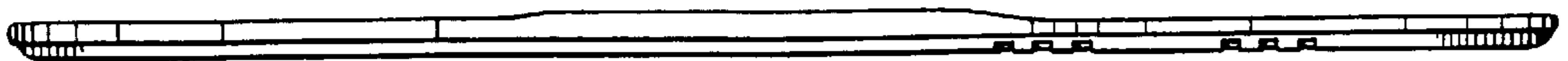


FIG. 3

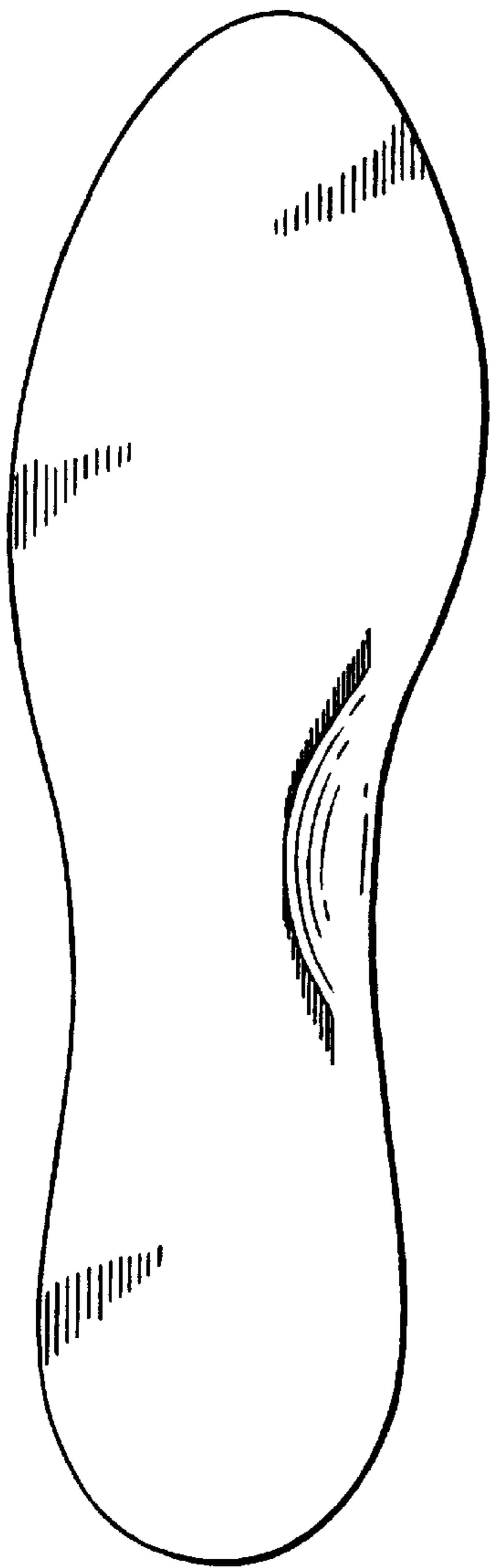


FIG. 4

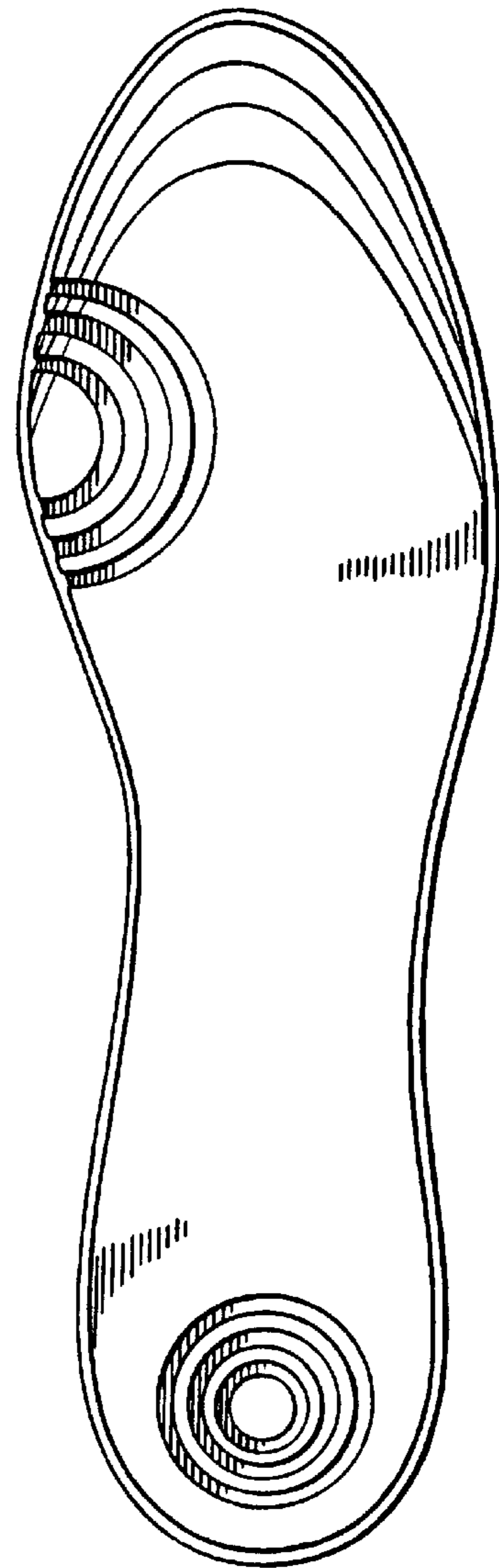


FIG. 5