



US00D423763S

# United States Patent [19]

[11] Patent Number: **Des. 423,763**

**Merceron**

[45] Date of Patent: **\*\* May 2, 2000**

[54] **SHOE SOLE**

[75] Inventor: **Jean Paul Merceron**, Monthodon, France

[73] Assignee: **L'Article Chaussant Europeen**, Chateau-Renault, France

[\*\*] Term: **14 Years**

[21] Appl. No.: **29/099,720**

[22] Filed: **Jan. 27, 1999**

[30] **Foreign Application Priority Data**

Jul. 28, 1998 [FR] France ..... 98 4439

[51] **LOC (7) Cl.** ..... **02-04**

[52] **U.S. Cl.** ..... **D2/952; D2/951; D2/954; D2/960**

[58] **Field of Search** ..... D2/896, 897, 902, D2/906, 908, 909, 914, 916, 919, 946-962, 964, 977; 36/3 B, 11.5, 12-15, 25 R, 28, 32 R, 44, 59 C, 66, 75 R, 76 R, 85, 101, 103, 104, 106, 113-115, 124, 126, 127-130

[56] **References Cited**

**U.S. PATENT DOCUMENTS**

D. 169,556	5/1953	Maling	.....	D2/947
D. 197,951	4/1964	Wilmanns	.....	D2/954
D. 242,091	11/1976	Tornero	.....	D2/954
D. 248,193	6/1978	Edmonds	.....	D2/955
D. 255,178	6/1980	Fuzita	.....	D2/953
D. 259,823	7/1981	Greenlee	.....	D2/954
D. 271,539	11/1983	Bergmans	.....	D2/960
D. 275,147	8/1984	Phillpott	.....	D2/954
306,561	10/1884	Vaughan	.....	36/32 R

D. 306,793	3/1990	Schwartz	.....	D2/954
D. 352,154	11/1994	Merceron	.....	D2/952
D. 352,155	11/1994	Merceron	.....	D2/952
D. 352,157	11/1994	Merceron	.....	D2/957
D. 353,480	12/1994	Merceron	.....	D2/956
D. 378,240	3/1997	Merceron	.....	D2/953
D. 379,114	5/1997	Merceron	.....	D2/952
D. 384,794	10/1997	Merceron	.....	D2/953
D. 386,288	11/1997	Merceron	.....	D2/953
D. 388,241	12/1997	Merceron	.....	D2/959
D. 391,042	2/1998	Merceron	.....	D2/951
D. 394,142	5/1998	Merceron	.....	D2/960
D. 397,546	9/1998	Merceron	.....	D2/951
D. 399,040	10/1998	Merceron	.....	D2/954
D. 402,093	12/1998	Merceron	.....	D2/952
D. 404,545	1/1999	Greenberg	.....	D2/916
D. 405,943	2/1999	Merceron	.....	D2/957
1,985,578	12/1934	Murray	.....	36/32 R

*Primary Examiner*—Celia Murphy  
*Attorney, Agent, or Firm*—Jacobson, Price, Holman & Stern, PLLC

[57] **CLAIM**

The ornamental design for a shoe sole, as shown and described.

**DESCRIPTION**

FIG. 1 is a bottom plan view showing my new design for a shoe sole,  
FIG. 2 is a left side elevational view thereof,  
FIG. 3 is a right side elevational view thereof,  
FIG. 4 is a toe end elevational view thereof; and,  
FIG. 5 is a heel end elevational view thereof.  
The top surface of the shoe sole is plain and unornamental.

**1 Claim, 3 Drawing Sheets**

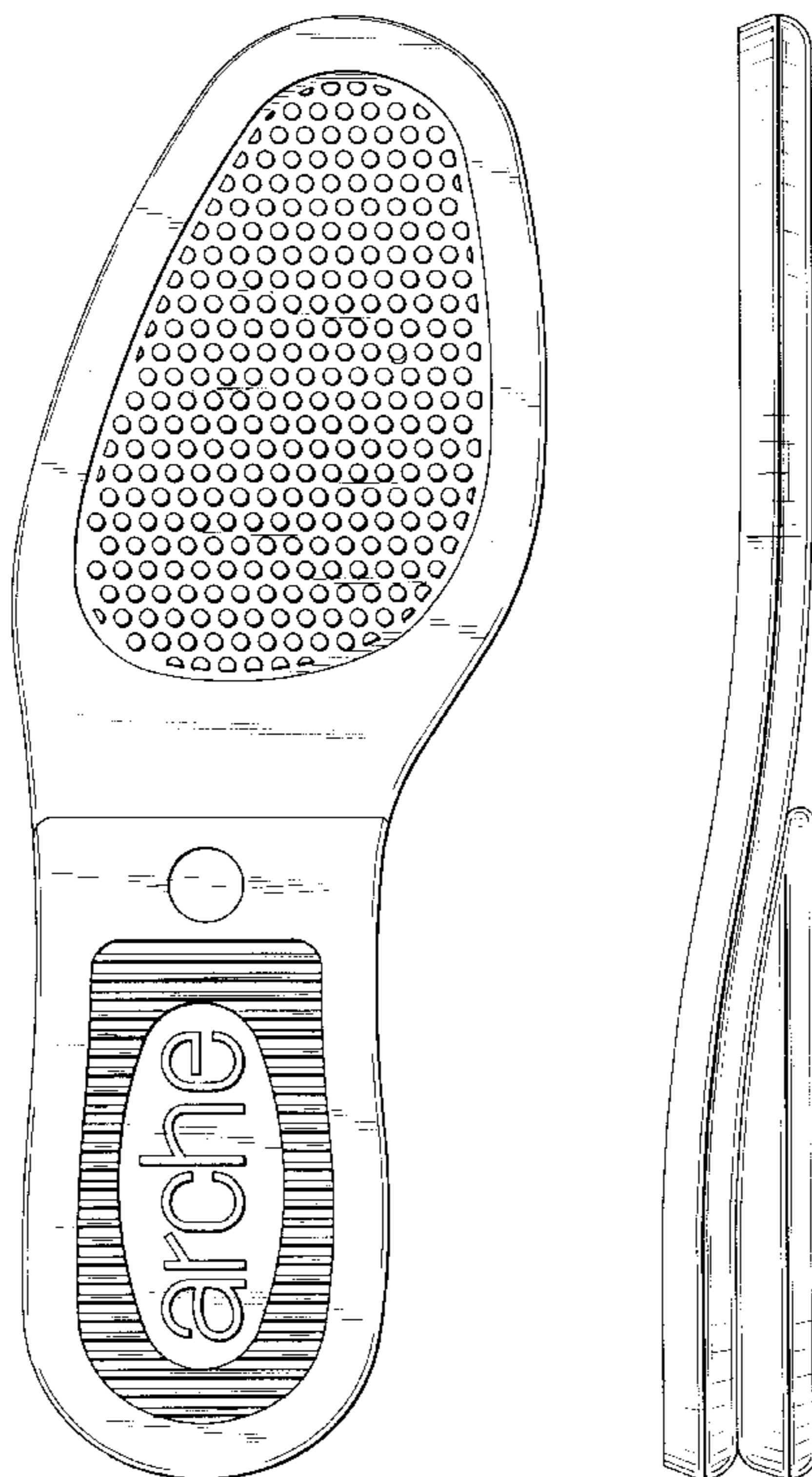


FIG. 1

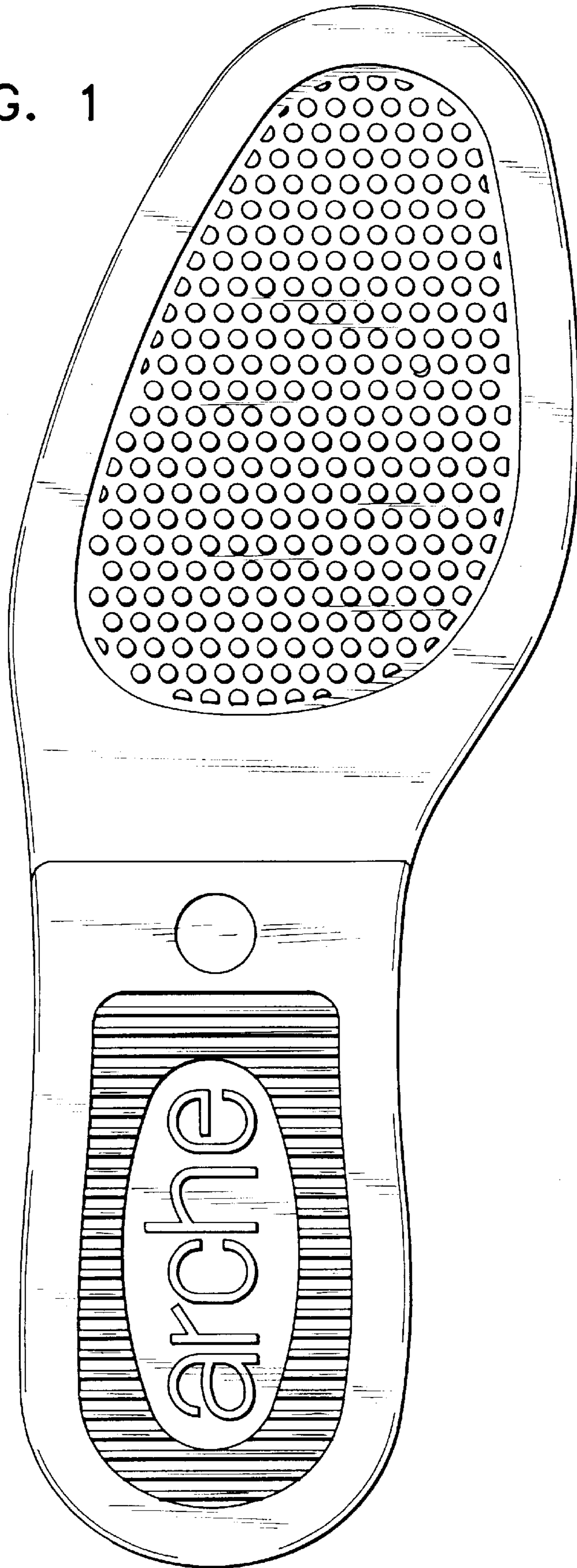


FIG. 2

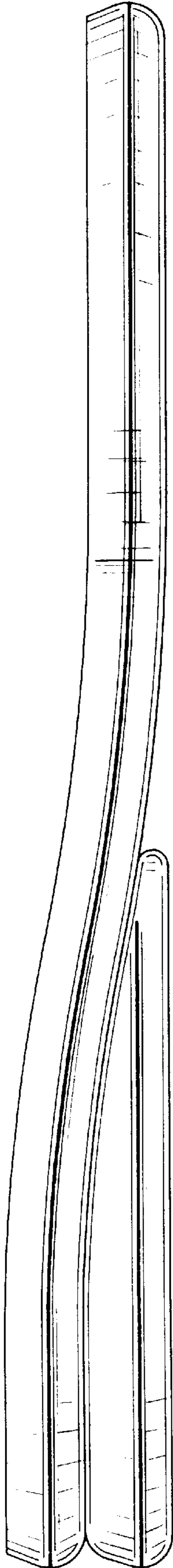


FIG. 3

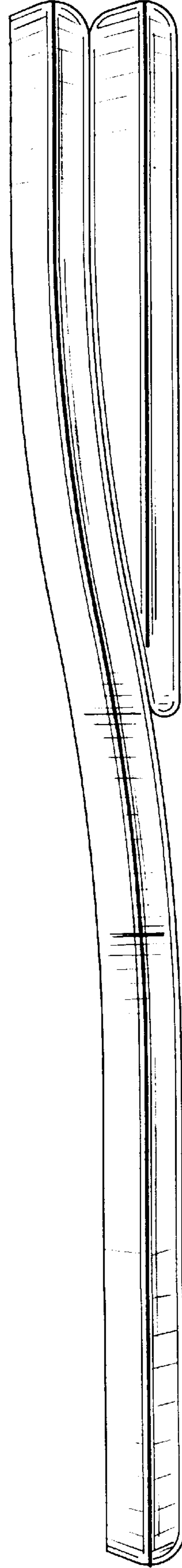


FIG. 4




FIG. 5

