



US00D423757S

United States Patent [19]
Briggs

[11] **Patent Number: Des. 423,757**

[45] **Date of Patent: ** Apr. 25, 2000**

[54] **COIN CASE**

[76] Inventor: **Lawrence Wayne Briggs**, 2630
Stoneywood Dr., Lima, Ohio 45801

[**] Term: **14 Years**

[21] Appl. No.: **29/091,609**

[22] Filed: **Aug. 3, 1998**

[51] **LOC (6) Cl.** **99-00**

[52] **U.S. Cl.** **D99/34**

[58] **Field of Search** D99/34; 206/0.8,
206/0.84, 0.83, 0.82; 40/27.5; 220/23.4

[56] **References Cited**

U.S. PATENT DOCUMENTS

D. 78,598	5/1929	Wolls et al.	D99/34
D. 197,045	12/1963	Spandaro	D99/34
D. 240,815	8/1976	Peterson	D99/34
D. 284,322	6/1986	Povitz	D99/34
D. 317,671	6/1991	Skaggs et al.	D99/34
D. 332,684	1/1993	Melameo	D99/34
D. 335,752	5/1993	De La Sazud	D99/34
464,728	12/1891	Evans	D99/43 X

OTHER PUBLICATIONS

Advertisement for "The P C I Capsule . . .", Numismatic News, Jan. 2, 1996, p. 65.

Advertisement for PCGS Coin Capsule, Coin World, Dec. 1, 1997, p. 47.

Advertisement for NGC Coin Capsule, Coin World, Jan. 5, 1998, p. 45.

Primary Examiner—Paula A. Mortimer
Attorney, Agent, or Firm—Chambliss, Bahner & Stophel, P.C.

[57] **CLAIM**

The ornamental design for a coin case, as described and shown.

DESCRIPTION

FIG. 1 is a front perspective view of a coin case showing my new design, with the top of the coin case oriented towards the viewer;

FIG. 2 is a front elevational view of a coin case showing my new design;

FIG. 3 is a rear elevational view thereof;


FIG. 4 is a left side elevational view thereof; the opposite side is a mirror image;

FIG. 5 is a top plan view thereof; and,

FIG. 6 is a bottom plan view thereof.

The broken line showing the word "label" in FIGS. 1 and 5 is for illustrative purposes and forms no part of the claimed design.

1 Claim, 5 Drawing Sheets






FIGURE 1

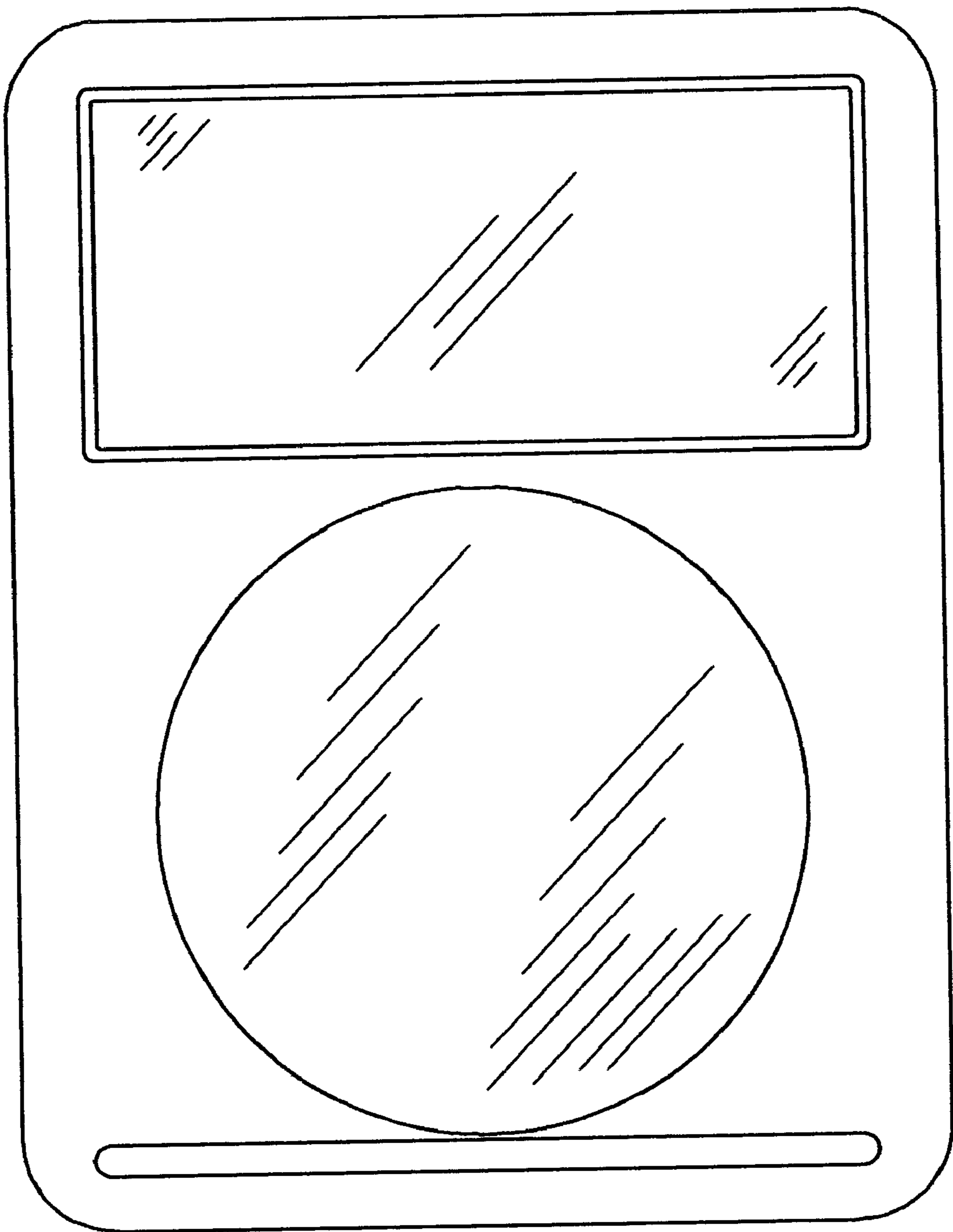


FIGURE 2

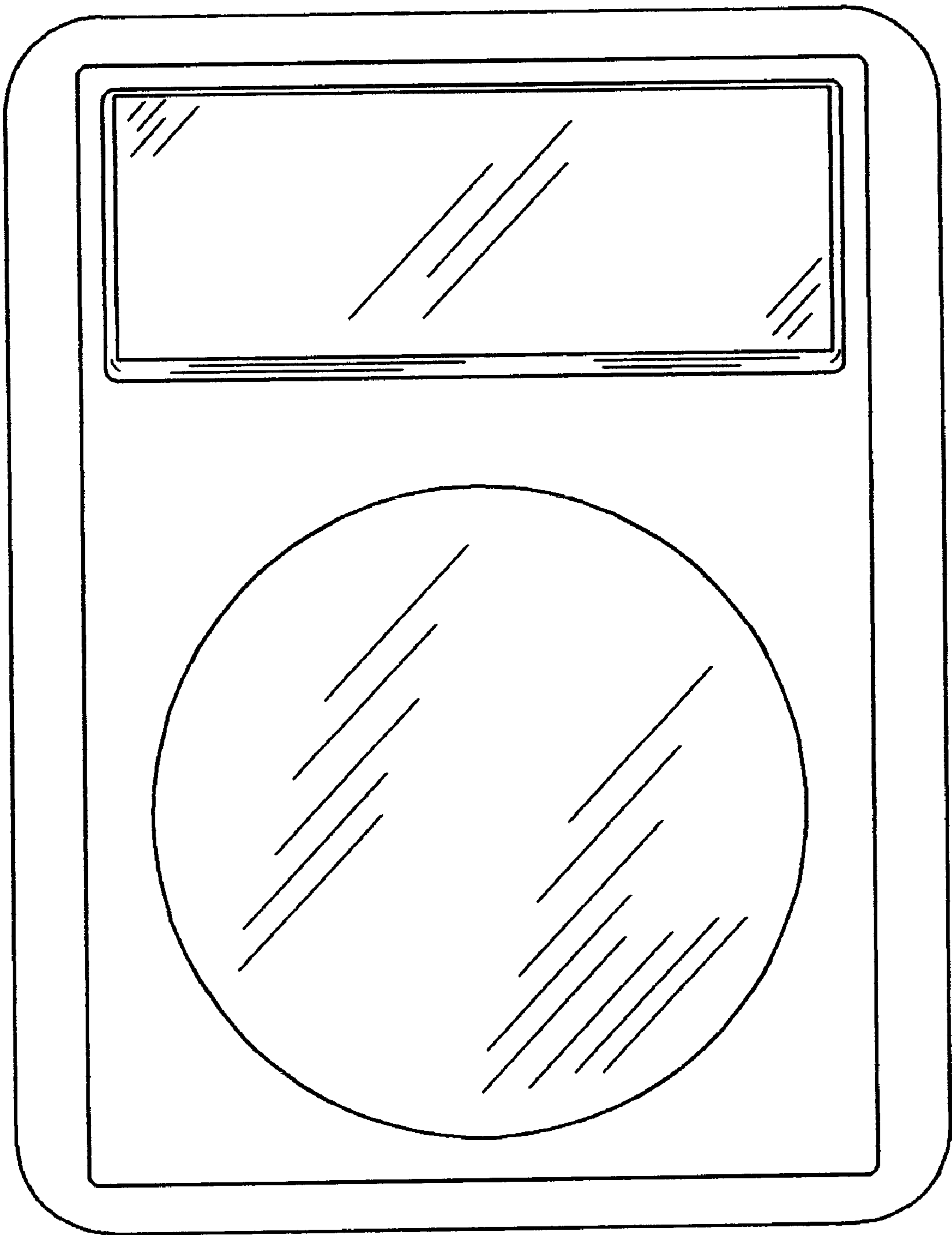


FIGURE 3

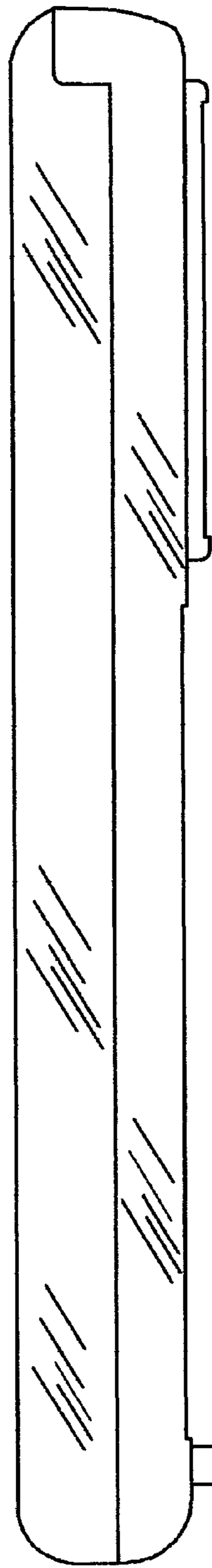


FIGURE 4

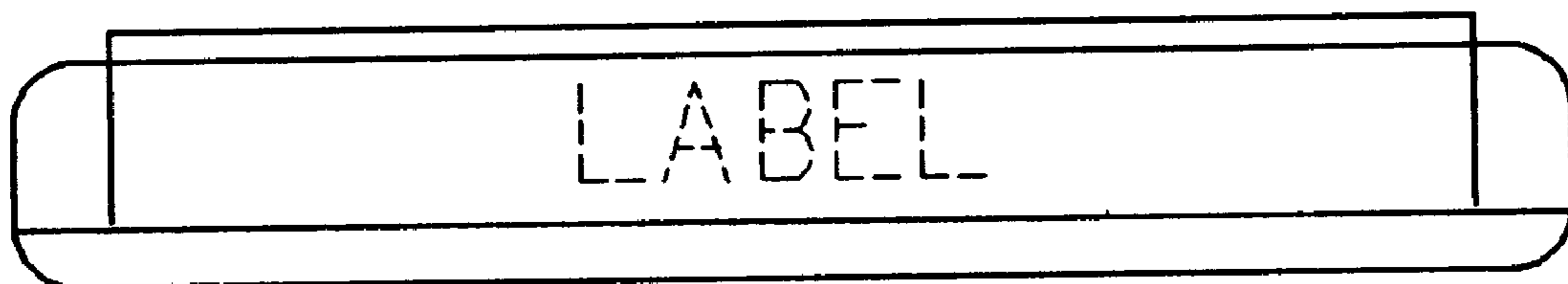


FIGURE 5




FIGURE 6