



US00D423740S

United States Patent [19]

Euler et al.

[11] Patent Number: **Des. 423,740**

[45] Date of Patent: **** Apr. 25, 2000**

[54] **AGITATOR FOR AUTOMATIC WASHER**

[75] Inventors: **John W. Euler**, St. Joseph; **Richard V. Oney**, Bridgman; **Robert Harlan Nehrig**, Stevensville; **Raymond A. Kaczmarek**, Livonia, all of Mich.

[73] Assignee: **Whirlpool Corporation**, Benton Harbor, Mich.

[**] Term: **14 Years**

[21] Appl. No.: **29/104,176**

[22] Filed: **Apr. 29, 1999**

[51] **LOC (6) Cl.** **15-05**

[52] **U.S. Cl.** **D32/26**

[58] **Field of Search** D32/26, 25; 68/23.6, 68/23.7, 53, 54, 131-134

[56] **References Cited**

U.S. PATENT DOCUMENTS

D. 196,194	9/1963	Krolzick	D49/1
D. 205,044	6/1966	Tichenor	D49/1
D. 209,006	10/1967	Smith	D49/1
D. 209,007	10/1967	Smith	D49/1

D. 217,388	4/1970	Goodman et al.	D49/1
D. 237,004	9/1975	Blake et al.	D49/1
D. 267,672	1/1983	Ohmann et al.	D32/26
D. 268,707	4/1983	Ohmann et al.	D32/26
D. 314,263	1/1991	Mueller	D32/26
D. 375,390	11/1996	Pinkowski	D32/26
D. 381,140	7/1997	Pinkowski et al.	D32/26
4,693,095	9/1987	Burk et al.	68/134

Primary Examiner—Mitchell Siegel
Attorney, Agent, or Firm—Andrea Powers Denklaus; Robert O. Rice; Thomas J. Roth

[57] **CLAIM**

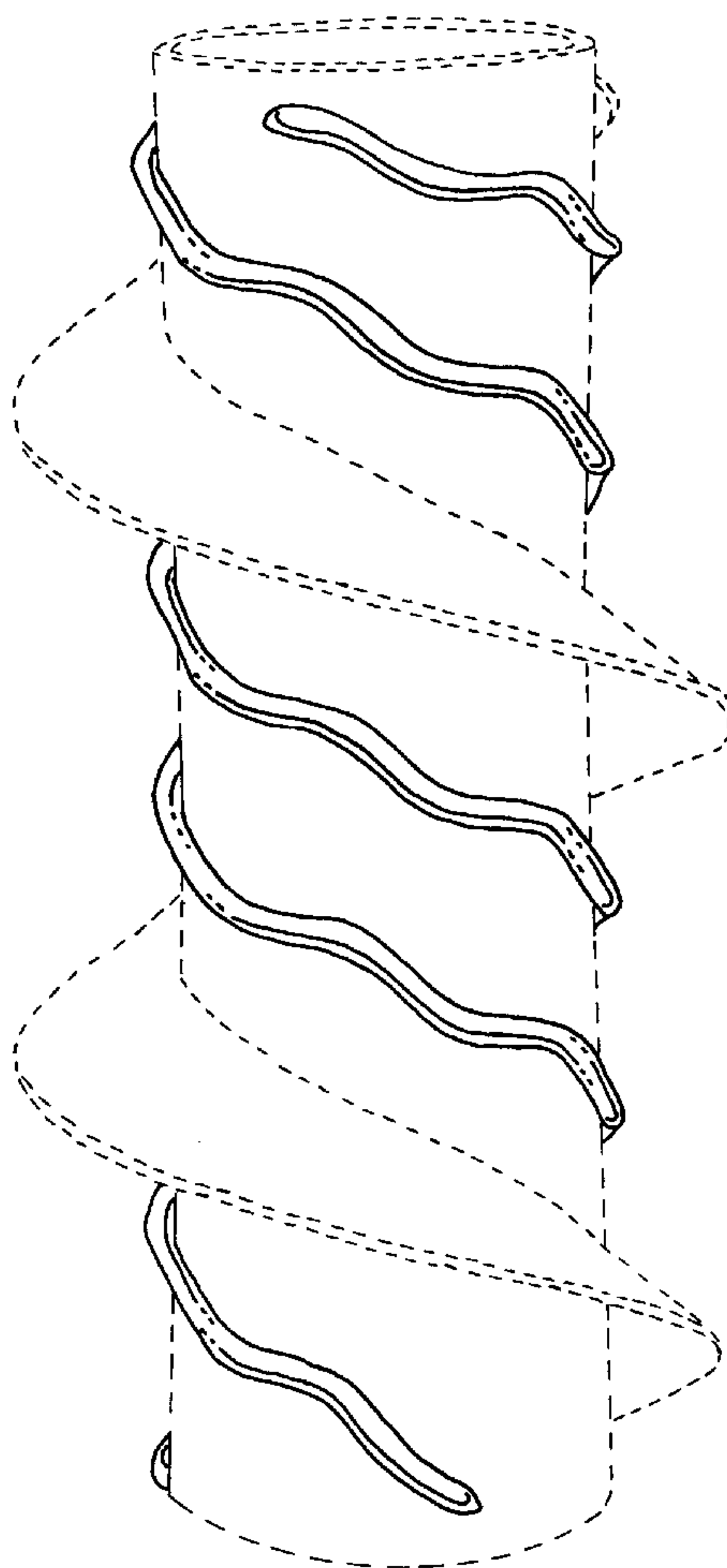
The ornamental design for an agitator for automatic washer, as shown and described.

DESCRIPTION

FIG. 1 is a perspective view of an agitator for automatic washer showing our new design; FIG. 2 is a front elevational view thereof; FIG. 3 is a top plan view thereof; and, FIG. 4 is a bottom plan view.

The broken line showing is for illustrative purposes only and forms no part of the claimed design.

1 Claim, 1 Drawing Sheet



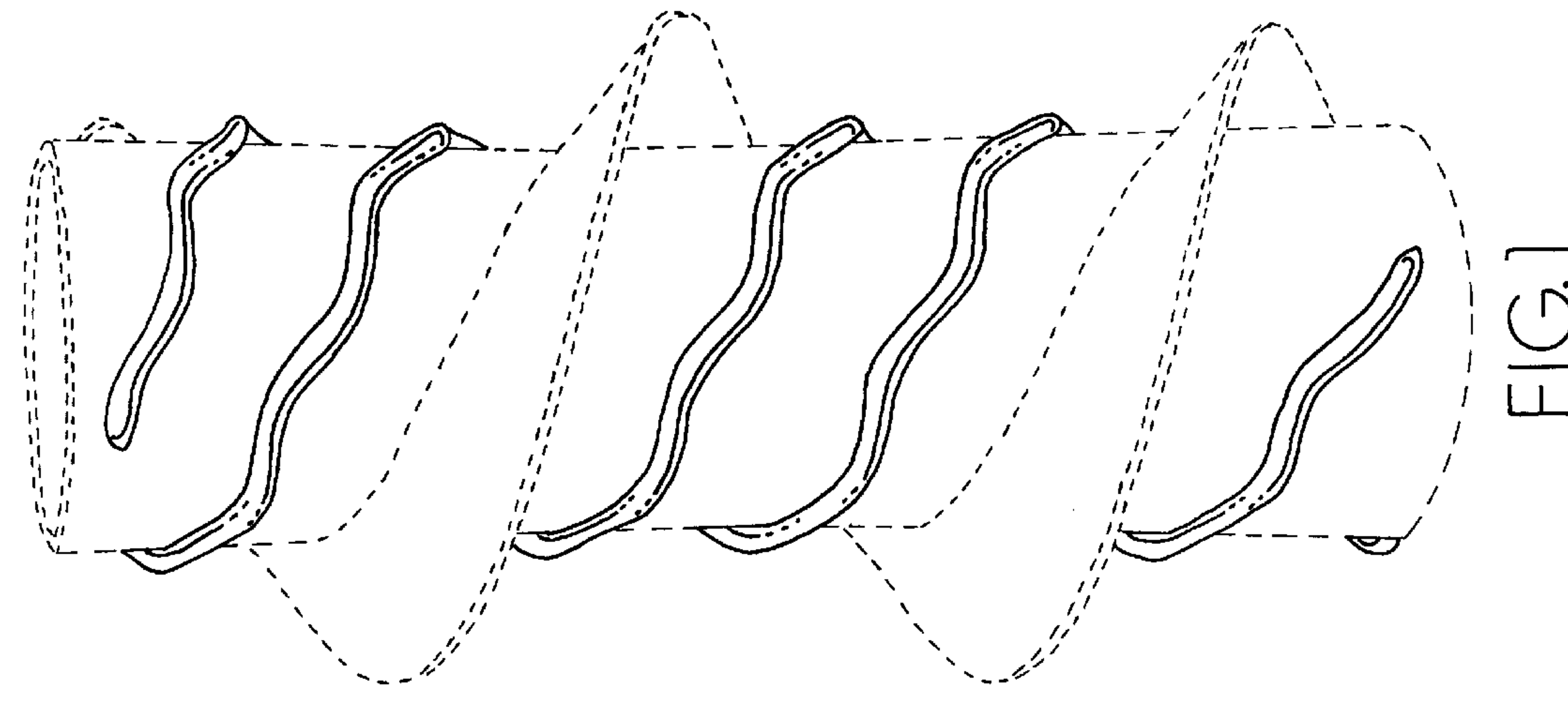
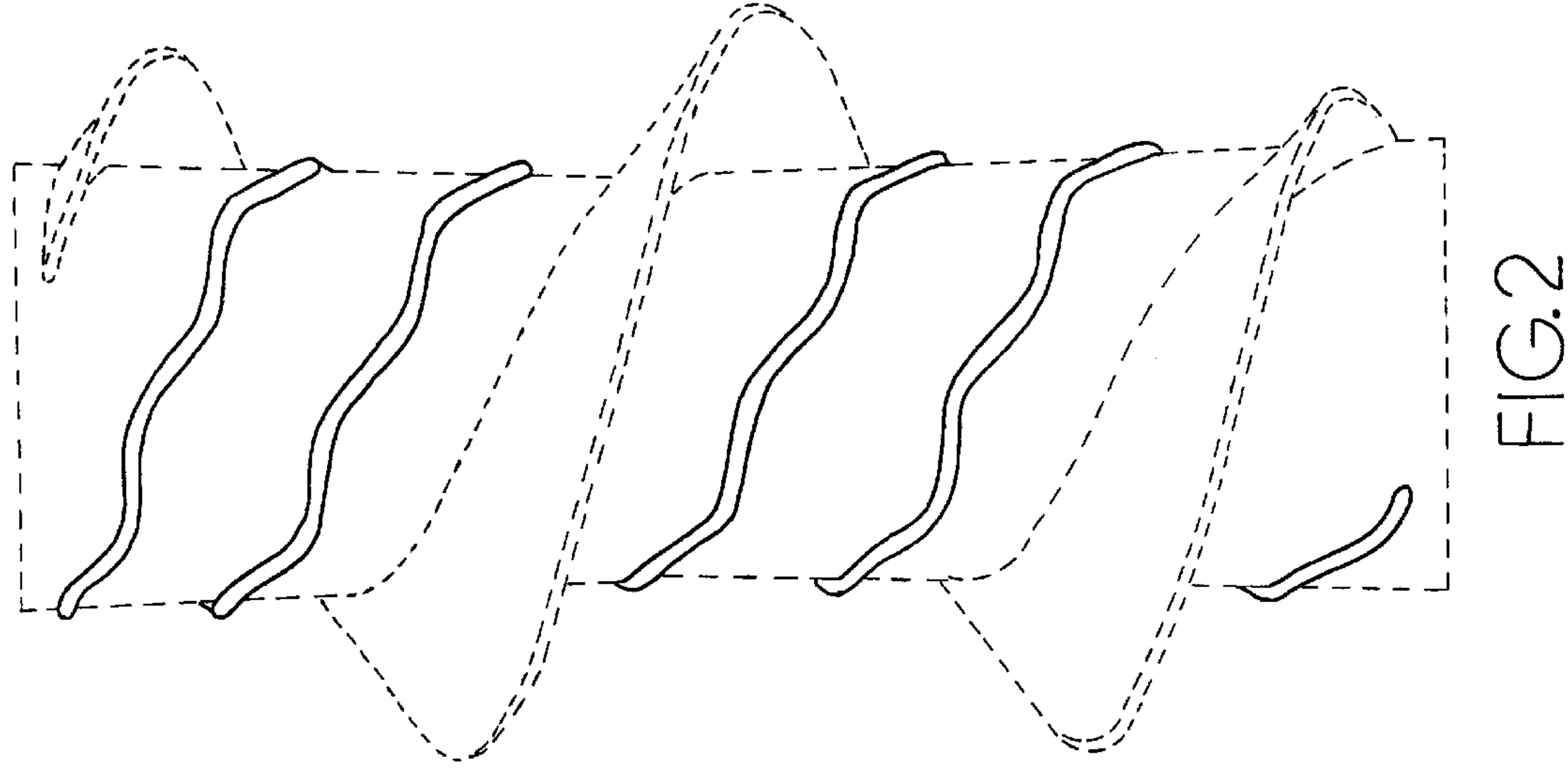
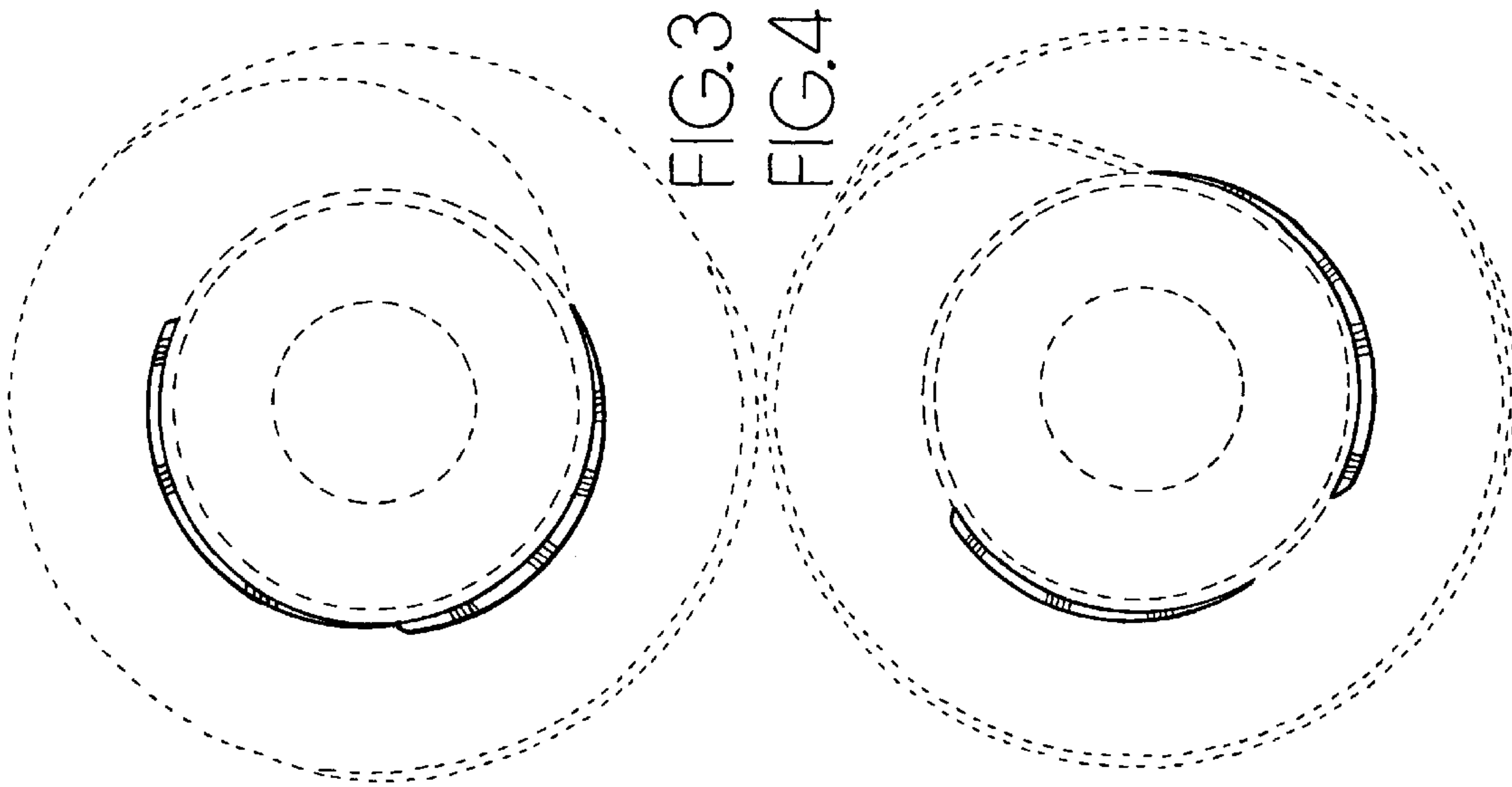


FIG. 3

FIG. 4

FIG. 2

FIG. 1