



US00D423700S

# United States Patent [19] Hayashi

[11] **Patent Number: Des. 423,700**

[45] **Date of Patent: \*\* Apr. 25, 2000**

[54] **TAILLIGHT**

[75] **Inventor: Kouichi Hayashi, Hiroshima, Japan**

[73] **Assignee: Mazda Motor Corporation,  
Hiroshima-ken, Japan**

[\*\*] **Term: 14 Years**

[21] **Appl. No.: 29/086,484**

[22] **Filed: Apr. 14, 1998**

[30] **Foreign Application Priority Data**

Feb. 27, 1998 [JP] Japan ..... 10-5667

[51] **LOC (6) Cl. .... 26-06**

[52] **U.S. Cl. .... D26/28**

[58] **Field of Search ..... D26/28-36; 362/61,  
362/80, 81, 83.4, 336, 337, 267**

[56] **References Cited**

**U.S. PATENT DOCUMENTS**

D. 295,323 4/1988 Kawaoka ..... D26/28

D. 296,937 7/1988 Inada ..... D26/28  
D. 301,630 6/1989 Ikeda ..... D26/28  
D. 344,147 2/1994 Uchida ..... D26/28  
D. 370,985 6/1996 Sacco et al. .... D26/28

*Primary Examiner*—Marcus A. Jackson  
*Attorney, Agent, or Firm*—Sidley & Austin; Hugh A. Abrams

[57] **CLAIM**

The ornamental design for a taillight, as shown and described.

**DESCRIPTION**

FIG. 1 is a perspective view of a taillight;  
FIG. 2 is a front view of the taillight;  
FIG. 3 is a rear view of the taillight;  
FIG. 4 is a top view of the taillight;  
FIG. 5 is a bottom view of the taillight;  
FIG. 6 is a left side view of the taillight; and,  
FIG. 7 is a right side view of the taillight.

**1 Claim, 4 Drawing Sheets**




FIG. 1




FIG. 2




FIG. 3




FIG. 4




FIG. 5



FIG. 6




FIG. 7

