



US00D423697S

United States Patent [19] Maxwell

[11] **Patent Number: Des. 423,697**

[45] **Date of Patent: ** Apr. 25, 2000**

[54] **CANDLE HOLDER**

3,964,668	6/1976	Lin	229/35
5,118,034	6/1992	Tsao	229/117.14
5,423,478	6/1995	Roosa	229/114

[75] Inventor: **David Maxwell**, Oak Park, Ill.

[73] Assignee: **Design Ideas. Ltd.**, Springfield, Ill.

[**] Term: **14 Years**

Primary Examiner—Robin V. Taylor
Attorney, Agent, or Firm—Saidman DesignLaw Group

[21] Appl. No.: **29/103,257**

[22] Filed: **Apr. 12, 1999**

[57] **CLAIM**

The ornamental design for a candle holder, as shown and described.

[51] **LOC (6) Cl.** **26-01**

[52] **U.S. Cl.** **D26/9; D26/16**

[58] **Field of Search** D26/9-10, 16,
D26/20, 22, 11, 23; 431/291, 125; D9/430,
431; 229/114, 117.14

DESCRIPTION

FIG. 1 is a perspective view of a candle holder showing my new design;

FIG. 2 is a front view thereof;

FIG. 3 is a rear view thereof;

FIG. 4 is a right side view thereof, the left side view being a mirror image;

FIG. 5 is a top view thereof; and,

FIG. 6 is a bottom view thereof.

The shading shown in the drawing views represents a frosted surface appearance.

[56] **References Cited**

U.S. PATENT DOCUMENTS

D. 380,417	7/1997	Hardy	D26/16
D. 381,442	7/1997	Hardy	D26/9
D. 402,502	12/1998	Liaw	D26/9
886,074	4/1908	Reber	229/114
3,493,314	2/1970	Krance et al.	431/291

1 Claim, 4 Drawing Sheets




FIG. 1




FIG. 2

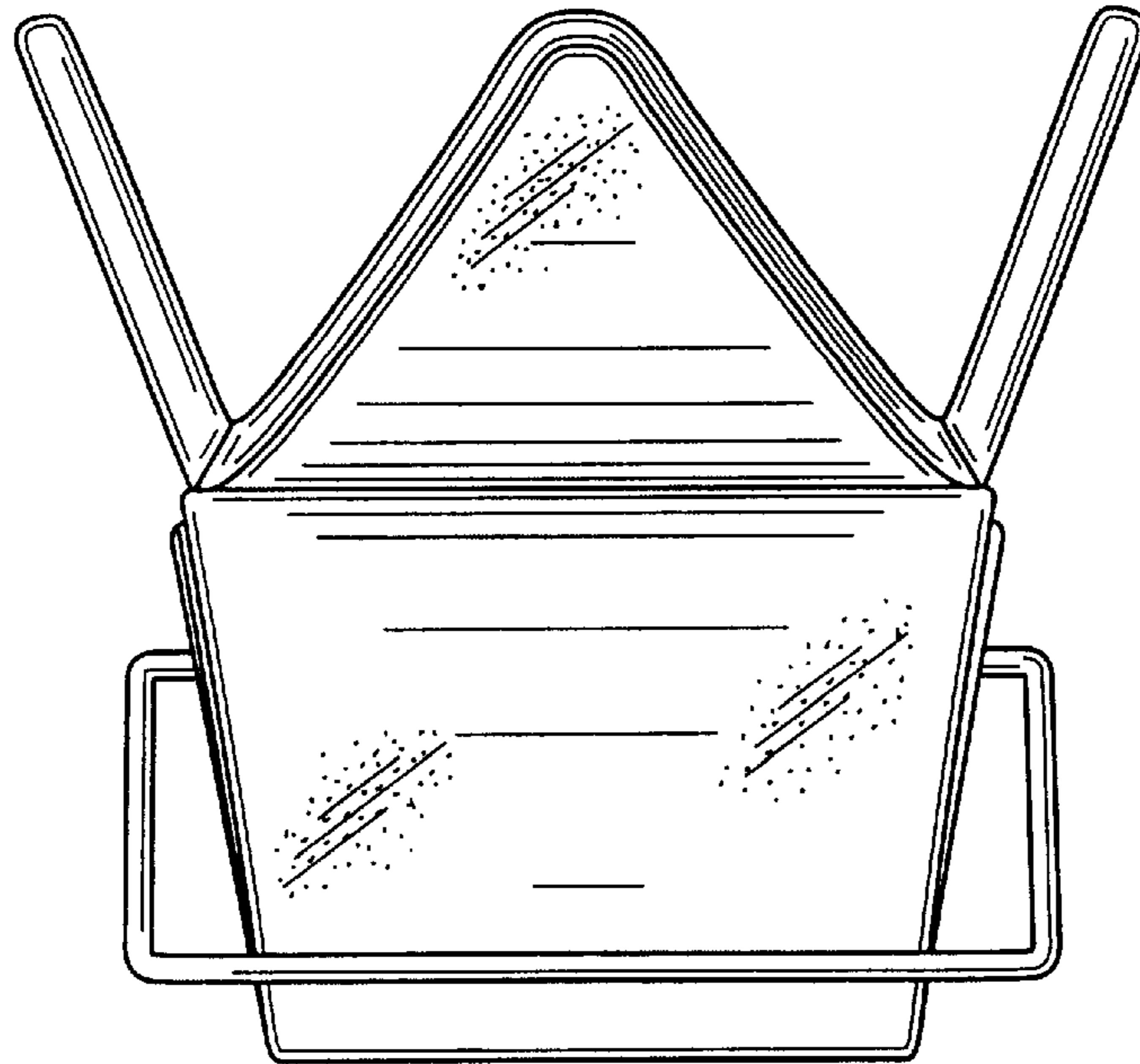


FIG. 3

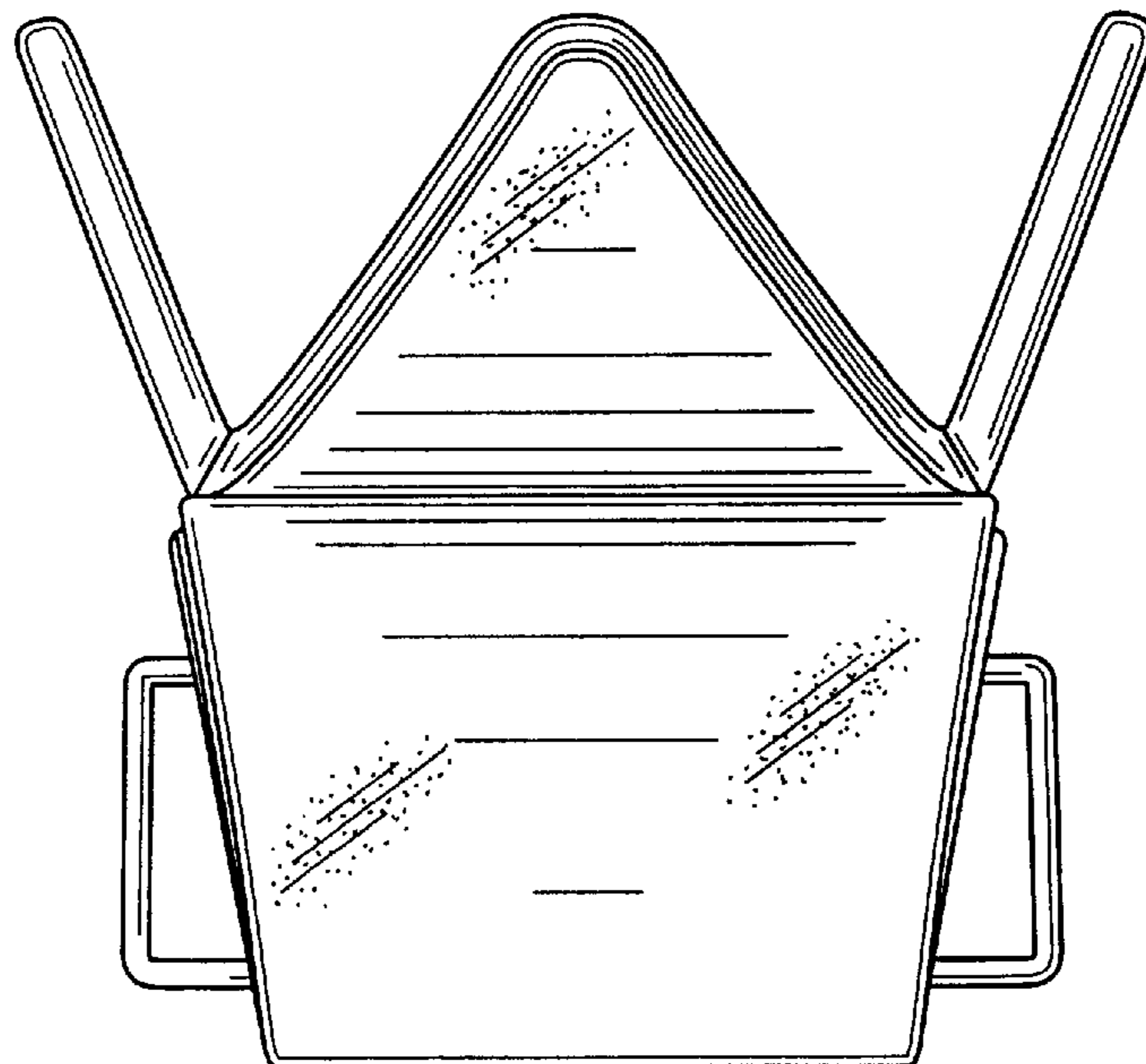


FIG. 4

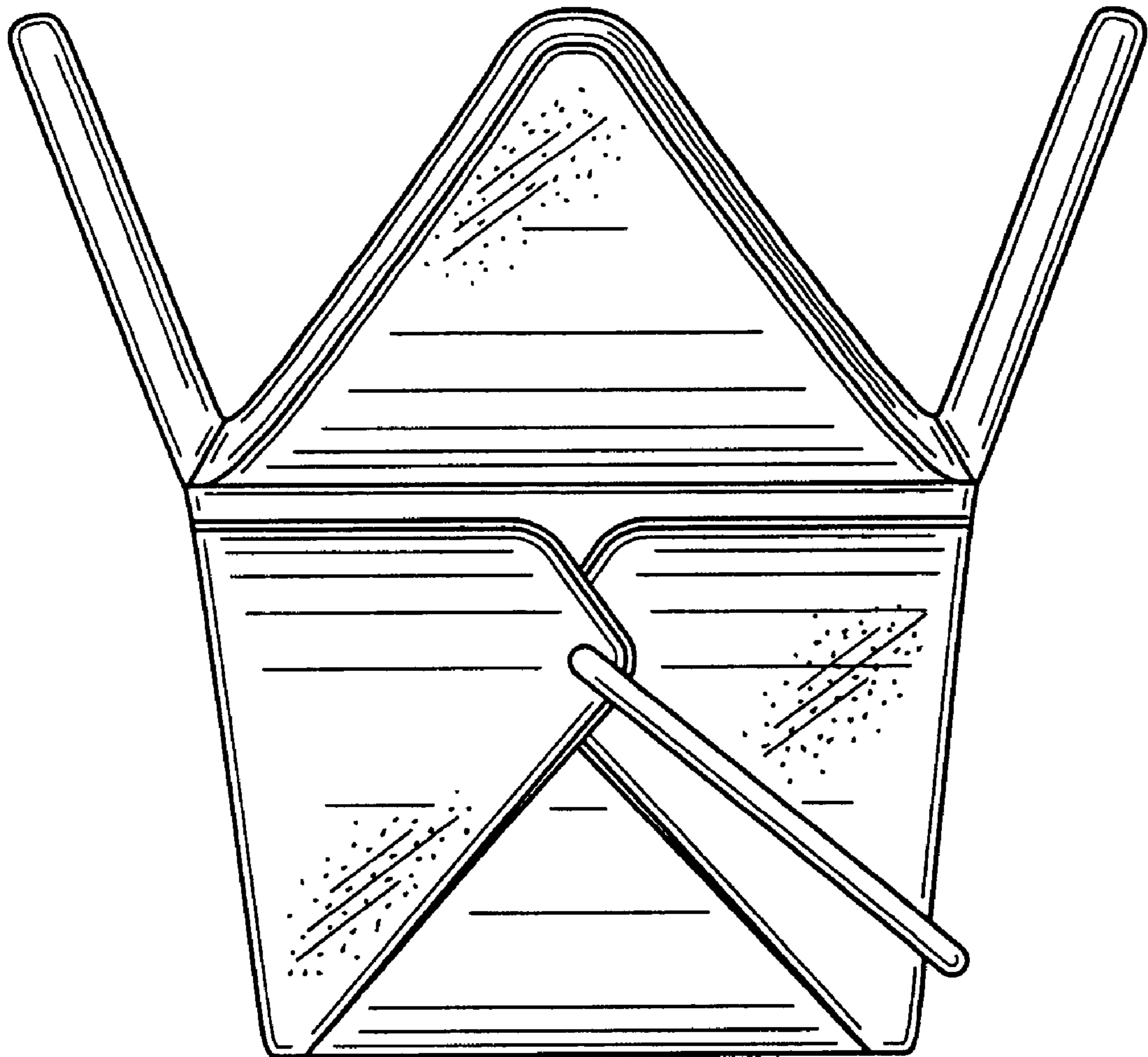


FIG. 5

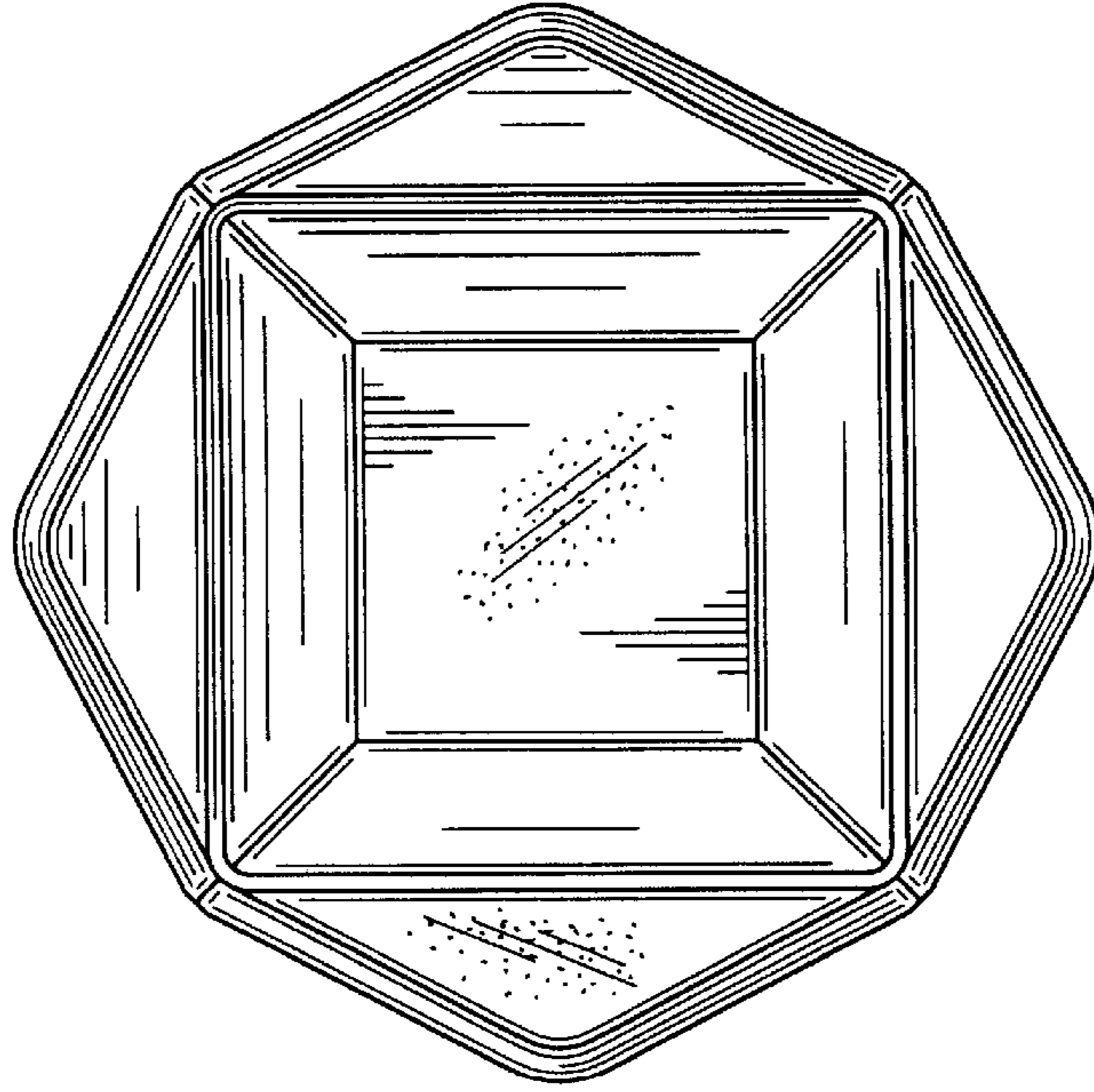


FIG. 6

