



US00D423676S

United States Patent [19]

[11] **Patent Number: Des. 423,676**

Lazio

[45] **Date of Patent: ** Apr. 25, 2000**

[54] **COMBINED ACUPRESSURE AND MASSAGE DEVICE**

[76] Inventor: **Thomas F. Lazio**, 5646 S. Lakeview St., Littleton, Colo. 80120

[**] Term: **14 Years**

[21] Appl. No.: **29/100,329**

[22] Filed: **Feb. 9, 1999**

[51] **LOC (6) Cl. 28-03**

[52] **U.S. Cl. D24/214; D24/211**

[58] **Field of Search D24/214, 211, D24/200; 601/67, 69, 70, 78, 80, 130, 129, 134, 135, 136, 137**

[56] **References Cited**

U.S. PATENT DOCUMENTS

D. 185,246	5/1959	Taran	D83/1
D. 248,668	7/1978	Brehm	D24/41
D. 268,362	3/1983	Wong	D24/211
D. 326,525	5/1992	Shimizu	D24/214
D. 326,721	6/1992	Ujifusa et al.	D24/211
D. 336,959	6/1993	Liming	D24/214
D. 340,527	10/1993	Goodell	D24/211
D. 359,124	6/1995	Rosenberg	D24/211
D. 382,644	8/1997	Chi	D24/200
655,490	8/1900	Hollem .		
719,596	2/1903	Lauterbach .		
2,168,975	8/1939	Clarke	128/62
3,637,205	1/1972	Banston	272/68
3,831,592	8/1974	Lancelloti	128/60
3,856,002	12/1974	Matsumoto	128/67
4,082,089	4/1978	Moriyama et al.	128/24.3
4,266,536	5/1981	Casares	128/57
4,493,315	1/1985	Iwahashi	128/60
4,520,798	6/1985	Lewis	128/24 R

4,718,409	1/1988	Gershov et al.	128/62 R
4,798,198	1/1989	Wright	128/57
4,944,747	7/1990	Newth et al.	606/204
5,113,847	5/1992	Holzworth	128/24 R
5,284,272	2/1994	Wei	222/192
5,560,746	10/1996	Willow	601/135

OTHER PUBLICATIONS

Brochure on the "Backnobber™" made by The Pressure Positive Co., publication date unknown.
Owner's Manual brochure on the "Thera Cane®", distributed by The Better Back Store, publication date unknown.

Primary Examiner—Stella Reid

Attorney, Agent, or Firm—Fields and Johnson, P.C.

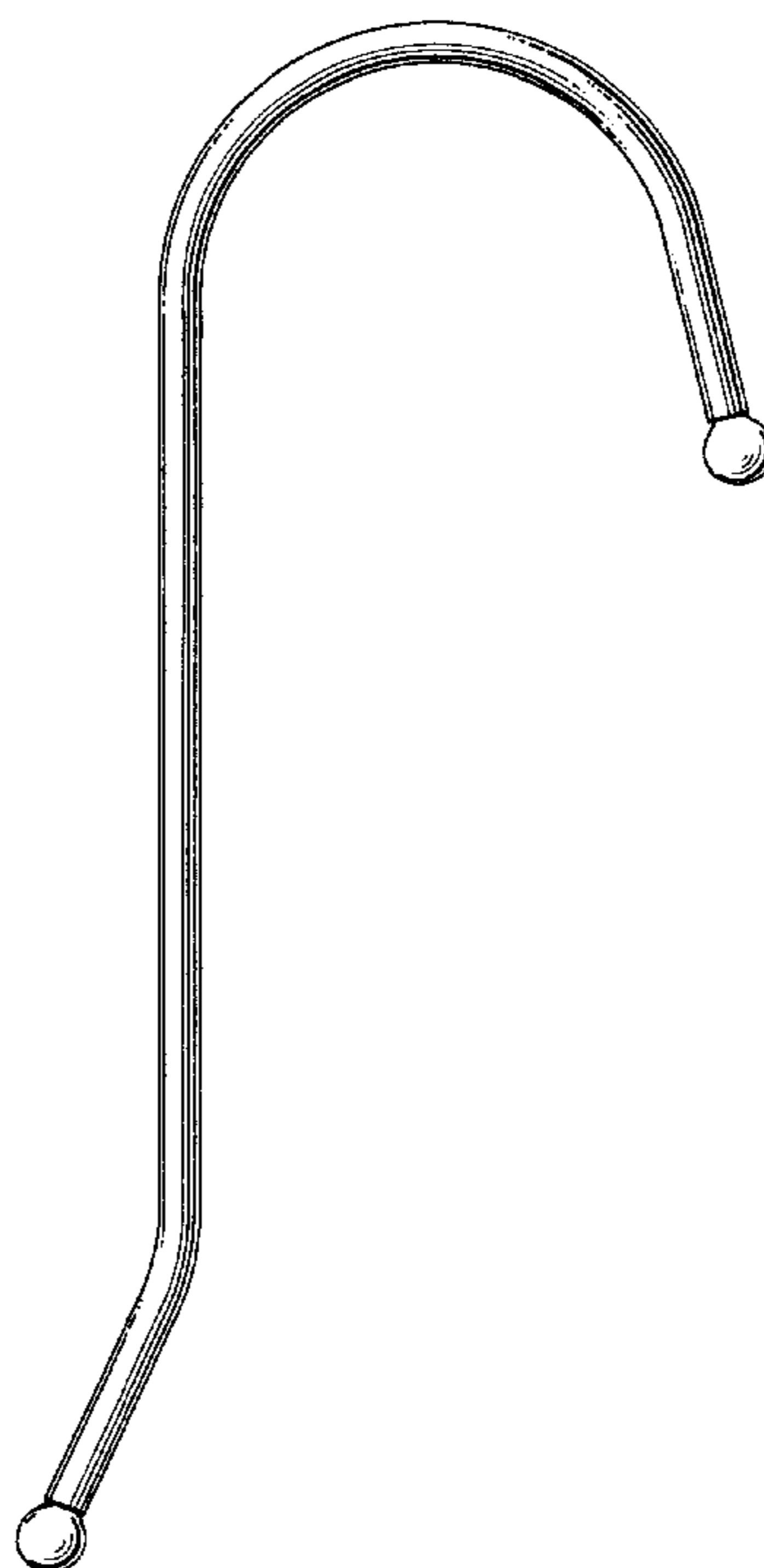
[57] **CLAIM**

The ornamental design for a combined acupressure and massage device, as shown and described.

DESCRIPTION

FIG. 1 is a left side elevation of a first embodiment of a combined acupressure and massage device of this invention; FIG. 2 is a top plan view thereof; FIG. 3 is a bottom plan view thereof; FIG. 4 is a right side elevation view thereof; FIG. 5 is a rear view thereof; FIG. 6 is a front view thereof; FIG. 7 is a left side elevation of a second embodiment of the acupressure and massage device of this invention; FIG. 8 is a top plan view thereof; FIG. 9 is a bottom plan view thereof; FIG. 10 is a right side elevation view thereof; FIG. 11 is a rear view thereof; and, FIG. 12 is a front view thereof.

1 Claim, 4 Drawing Sheets






FIG. 2

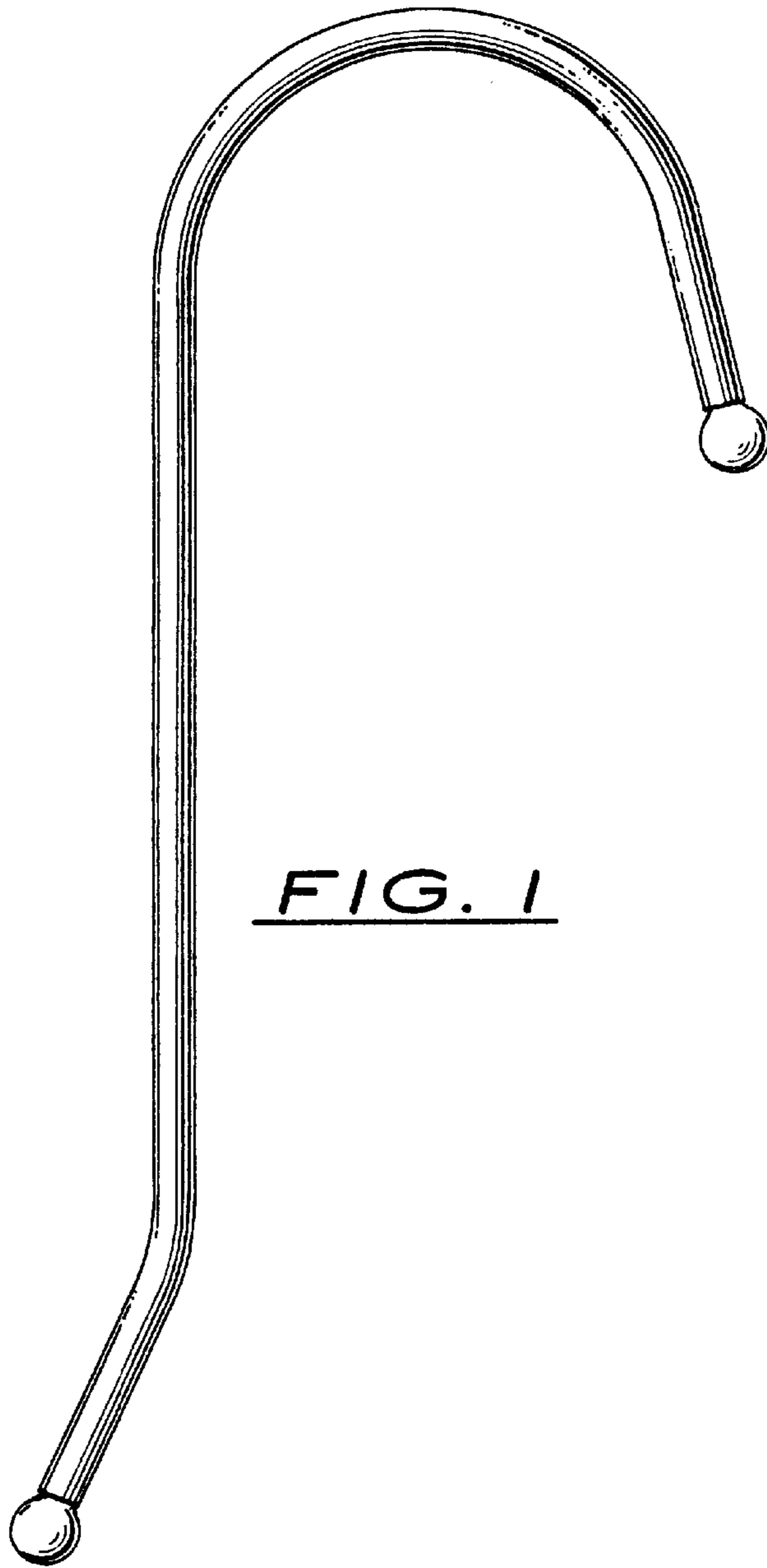


FIG. 1




FIG. 3



FIG. 5

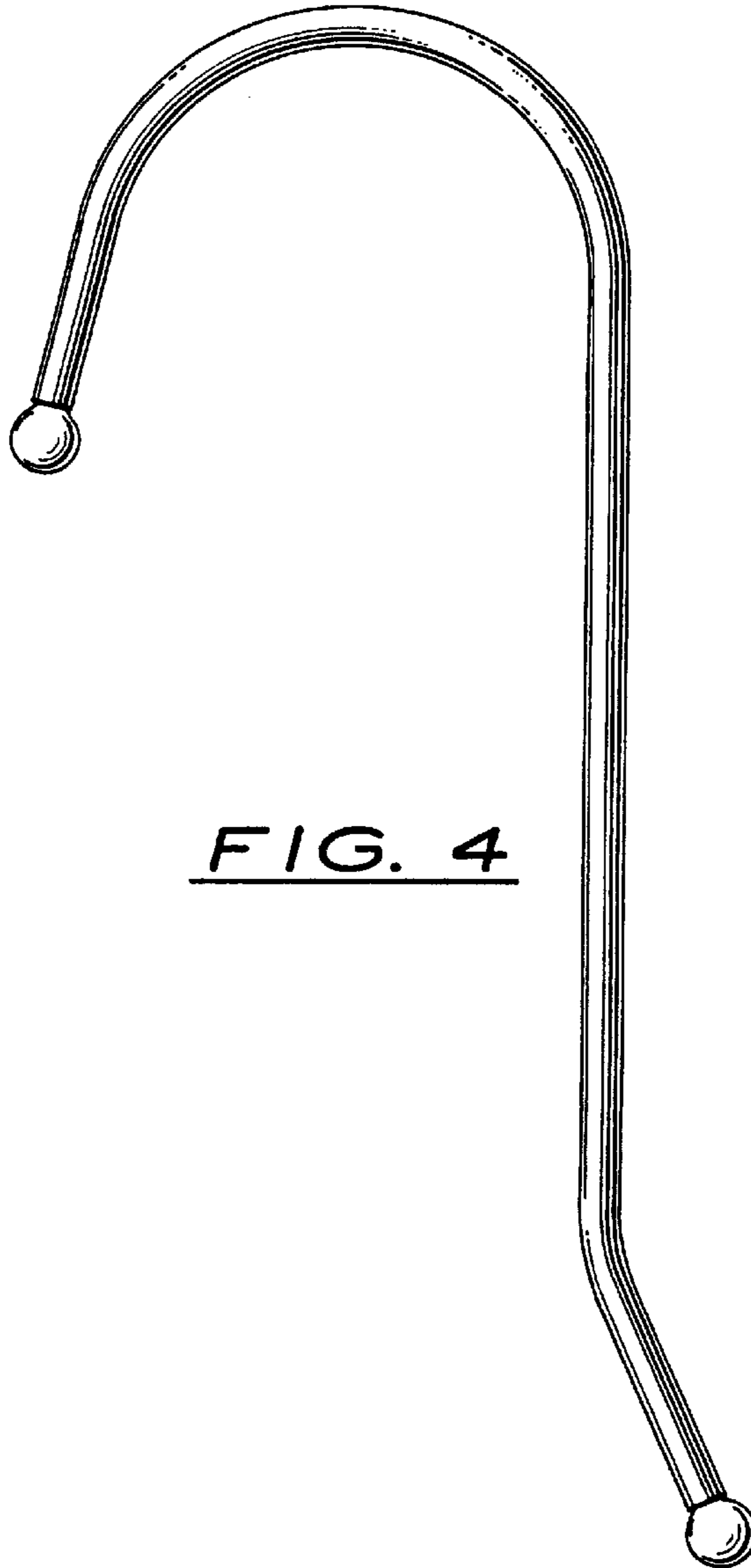


FIG. 4

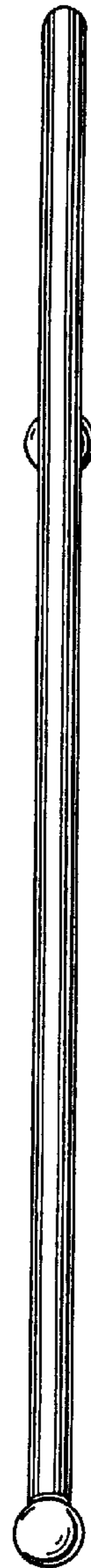


FIG. 6




FIG. 8

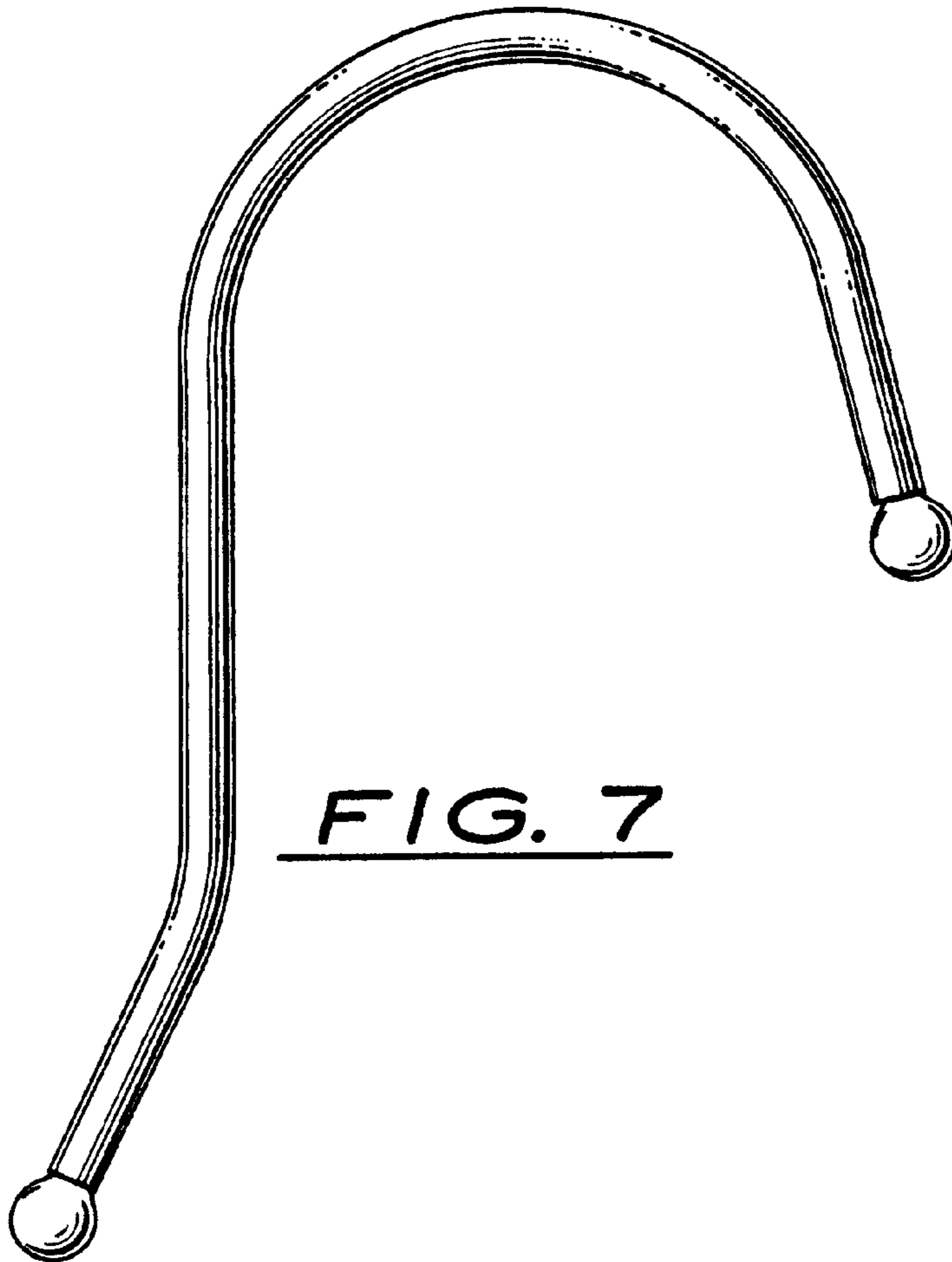


FIG. 7




FIG. 9

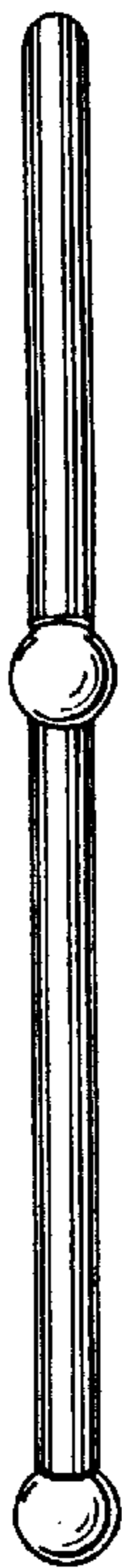


FIG. 11

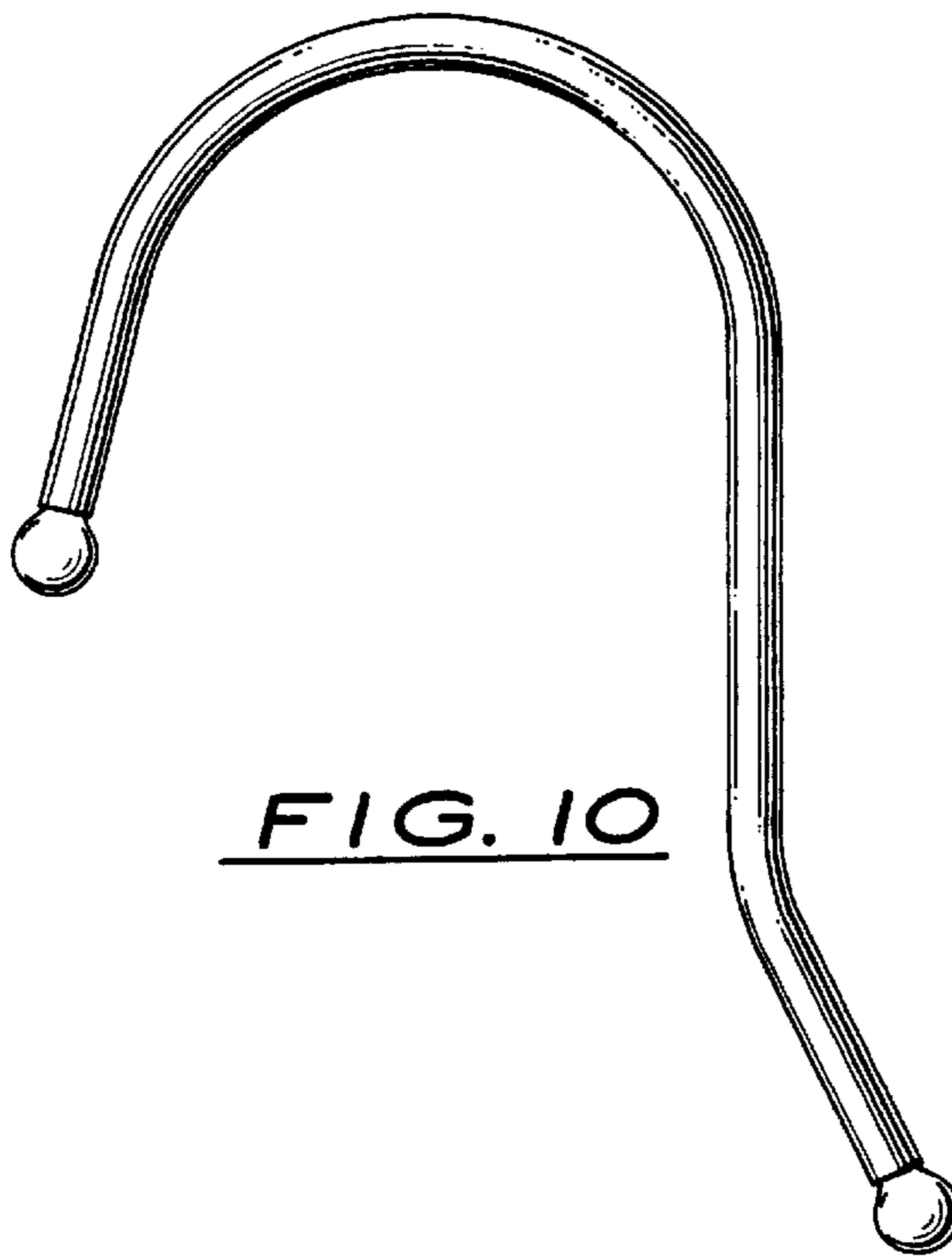


FIG. 10



FIG. 12