



US00D423640S

# United States Patent [19]

Stokes et al.

[11] **Patent Number: Des. 423,640**

[45] **Date of Patent: \*\* Apr. 25, 2000**

[54] **SPRINKLER**

[75] Inventors: **Gail C. Stokes**, Rowayton, Conn.;  
**Kevin C. Williams**, Brooklyn, N.Y.

[73] Assignee: **Wren Garden Products, Inc.**, South Norwalk, Conn.

[\*\*] Term: **14 Years**

[21] Appl. No.: **29/105,777**

[22] Filed: **Jun. 2, 1999**

[51] **LOC (6) Cl.** ..... **23-01**

[52] **U.S. Cl.** ..... **D23/215; D23/214**

[58] **Field of Search** ..... D23/213-215,  
D23/201; 239/556-558, 567, 17, 19; D21/402;  
D11/162, 157, 160, 133, 137

[56] **References Cited**

**U.S. PATENT DOCUMENTS**

- D. 309,587 7/1990 Vicenes ..... D11/162
- D. 390,912 2/1998 Smith ..... D23/214
- D. 392,917 3/1998 Cliff ..... D11/162

- D. 412,553 8/1999 Krueger ..... D23/214
- D. 412,555 8/1999 Gleason ..... D23/214
- 1,077,100 10/1913 Sheline ..... D11/162
- 1,758,767 5/1930 Taggart ..... D23/214

*Primary Examiner*—Robin V. Taylor  
*Attorney, Agent, or Firm*—Ware, Fressola, Van der Sluys & Adolphson LLP

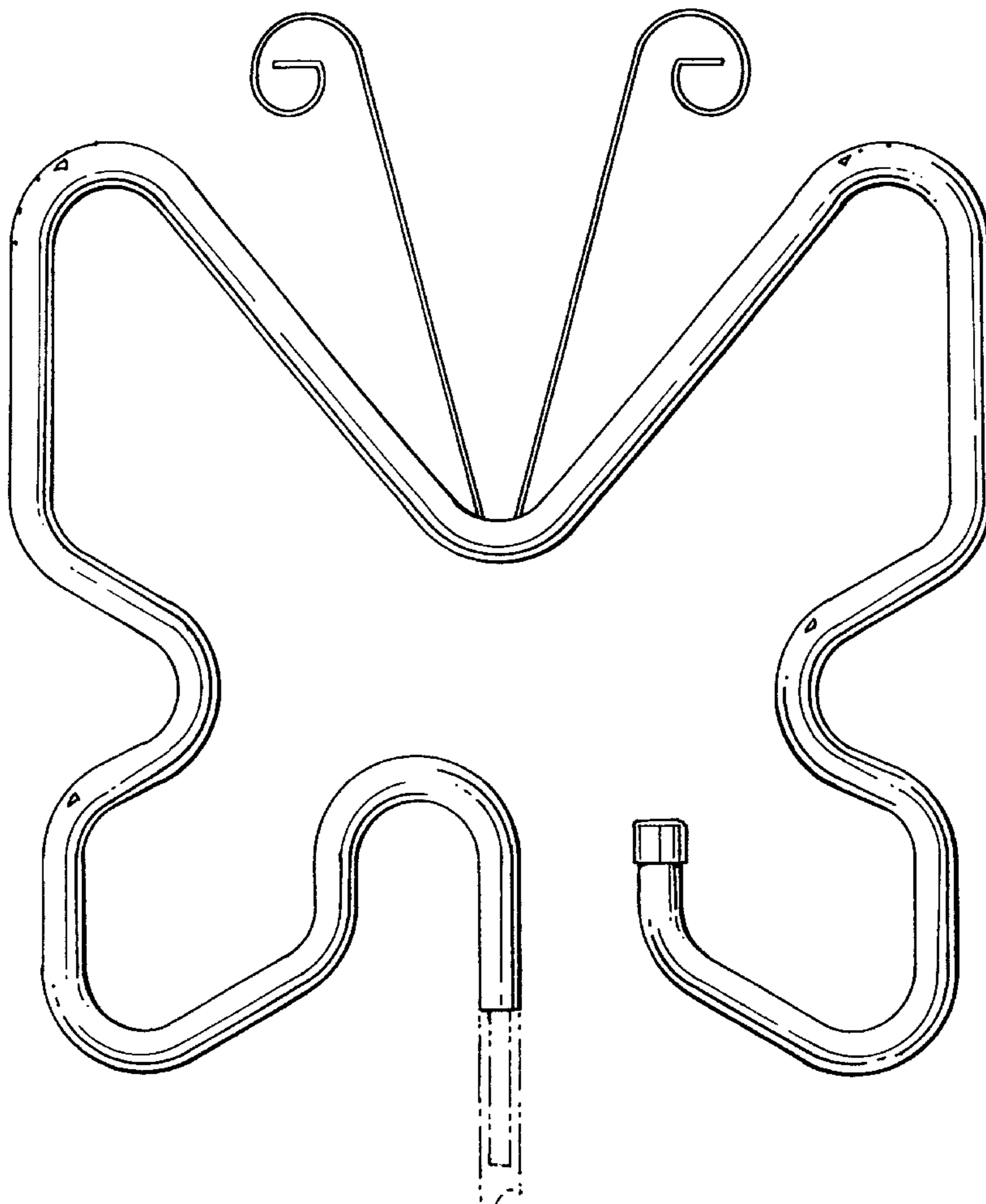
[57] **CLAIM**

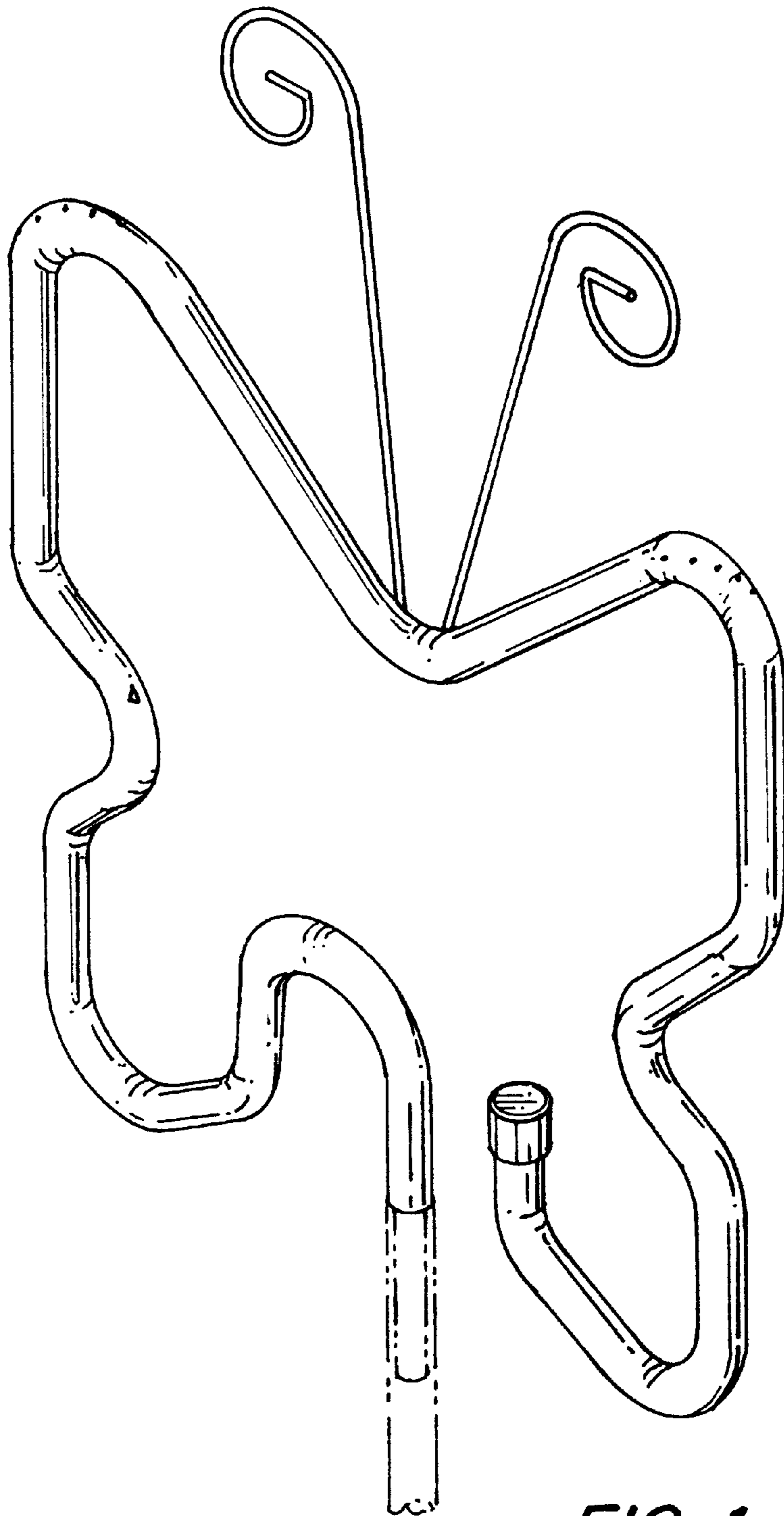
We claim the ornamental design of a sprinkler, as shown and described.

**DESCRIPTION**

FIG. 1 is a perspective view of the invention;  
FIG. 2 is a front view of the invention;  
FIG. 3 is a top view of the invention;  
FIG. 4 is a bottom view of the invention;  
FIG. 5 is a rear view of the invention;  
FIG. 6 is a left side view of the invention; and,  
FIG. 7 is a right side view of the invention.  
The broken lines shown in the figures are for illustrative purposes only and form no part of the claimed design.

**1 Claim, 3 Drawing Sheets**





**FIG. 1**

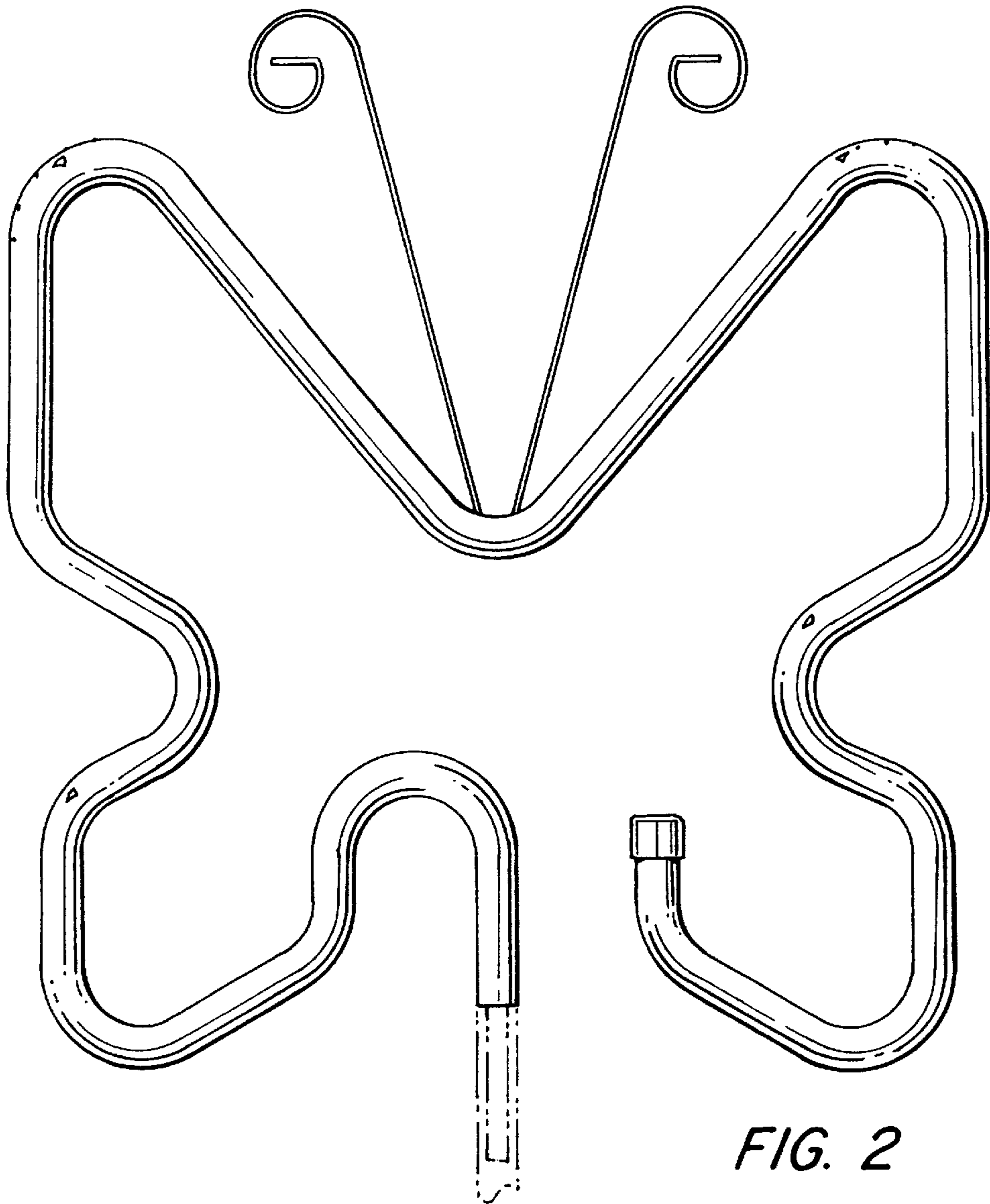


FIG. 2

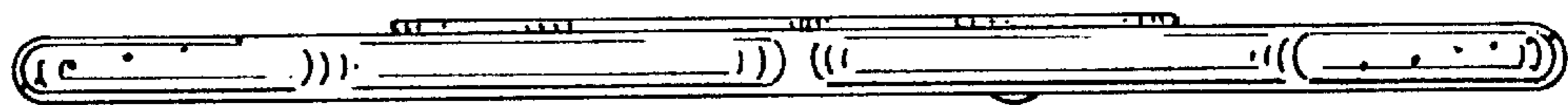


FIG. 3



FIG. 4

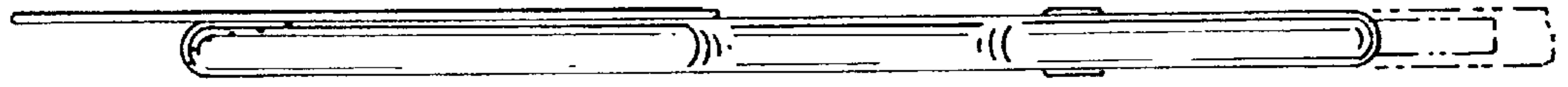


FIG. 7




FIG. 6

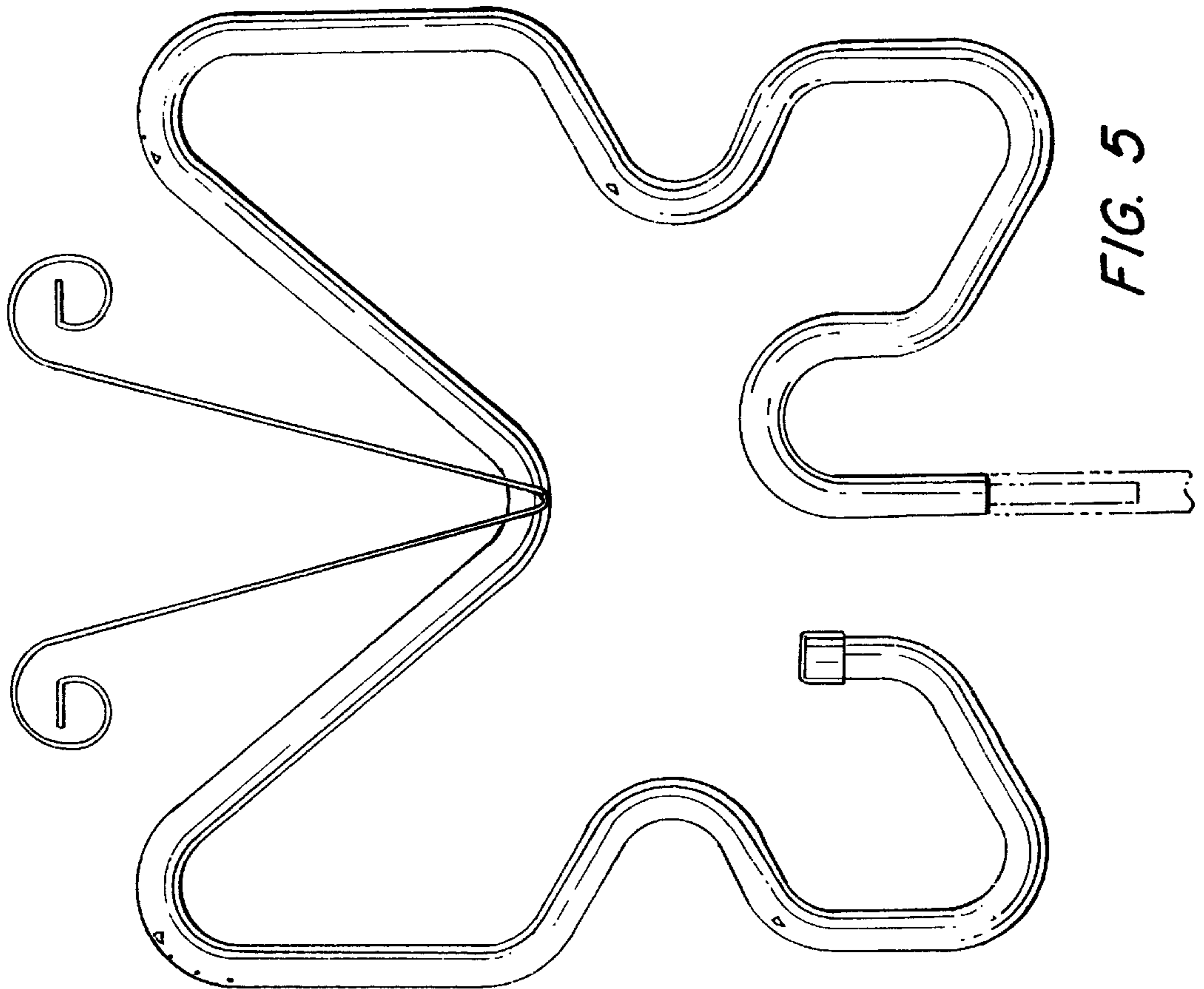


FIG. 5