



US00D423619S

# United States Patent [19] Graf

[11] **Patent Number: Des. 423,619**

[45] **Date of Patent: \*\* Apr. 25, 2000**

[54] **GOALKEEPER SHELL FOR ICE HOCKEY SHOE**

5,234,230	8/1993	Crane et al. ....	280/811
5,498,033	3/1996	Hoshizaki et al. ....	280/841
5,596,820	1/1997	Edauw et al. ....	36/115
5,940,991	8/1999	Cabalquinto ....	36/115

[75] Inventor: **Karl Graf**, Kreuzlingen, Switzerland

[73] Assignee: **Graf Skates AG**, Kreuzlingen, Switzerland

[\*\*] Term: **14 Years**

[21] Appl. No.: **29/100,989**

[22] Filed: **Feb. 22, 1999**

[30] **Foreign Application Priority Data**

Aug. 21, 1998 [XH] Hague Agreement ..... DM/044930

[51] **LOC (6) Cl.** ..... **21-02**

[52] **U.S. Cl.** ..... **D21/772; D21/762**

[58] **Field of Search** ..... D2/902, 904; D21/760-764, D21/771, 772; 36/69, 115; 280/841, 11.19, 11.2, 11.22, 11.26, 11.27

[56] **References Cited**

**U.S. PATENT DOCUMENTS**

3,806,145 4/1974 Czeiszperger ..... 280/811

*Primary Examiner*—Sandra L. Morris  
*Attorney, Agent, or Firm*—Brown & Wood, LLP


[57] **CLAIM**

The ornamental design for a goalkeeper shell for ice hockey shoe, as shown and described.

**DESCRIPTION**

FIG. 1 shows a front perspective view of a goalkeeper shell for ice hockey shoe according to my new design; FIG. 2 shows a rear perspective view of the goalkeeper shell for ice hockey shoe shown in FIG. 1; FIG. 3 shows a bottom perspective view of the goalkeeper shell for ice hockey shoe shown in FIG. 1; FIG. 4 shows a top perspective view of the goalkeeper shell for ice hockey shoe shown in FIG. 1; FIG. 5 shows a rightside perspective view of the goalkeeper shell for ice hockey shoe shown in FIG. 1; and, FIG. 6 shows a leftside perspective view of the goalkeeper shell for ice hockey shoe shown in FIG. 1.

**1 Claim, 6 Drawing Sheets**






FIG.1




FIG.2




FIG.3




FIG.4




FIG.5



FIG.6