



US00D423602S

United States Patent [19]
Yamazaki

[11] **Patent Number: Des. 423,602**

[45] **Date of Patent: ** Apr. 25, 2000**

[54] **REVOLVING TOY**

[75] Inventor: **Tomohiro Yamazaki**, Tokyo, Japan

[73] Assignee: **Tomy Company, Ltd.**, Tokyo, Japan

[**] Term: **14 Years**

[21] Appl. No.: **29/101,989**

[22] Filed: **Mar. 16, 1999**

[30] **Foreign Application Priority Data**

Sep. 17, 1998 [JP] Japan 10-26764

[51] **LOC (6) Cl.** **21-01**

[52] **U.S. Cl.** **D21/398; D21/455**

[58] **Field of Search** **D21/398, 455;**
446/274

[56] **References Cited**

U.S. PATENT DOCUMENTS

149,231 3/1874 Leypoldt 446/274

1,248,729	12/1917	Seidel	446/274
2,231,980	2/1941	Wooten	446/274
2,501,632	3/1950	Peden	446/274
3,346,990	10/1967	Holt	446/274
3,867,787	2/1975	Weinger	446/274

Primary Examiner—Dominic Simone
Attorney, Agent, or Firm—Staas & Halsey LLP

[57] **CLAIM**

The ornamental design for revolving toy, as shown.

DESCRIPTION

FIG. 1 is an perspective view of the revolving toy embodying the new design;
FIG. 2 is a front elevational view thereof;
FIG. 3 is a rear elevational plan view thereof;
FIG. 4 is a top plan view thereof;
FIG. 5 is a bottom plan view thereof;
FIG. 6 is a left side elevational view thereof; and,
FIG. 7 is a right side elevational view thereof.

1 Claim, 3 Drawing Sheets




FIG. 1




FIG. 2




FIG. 3

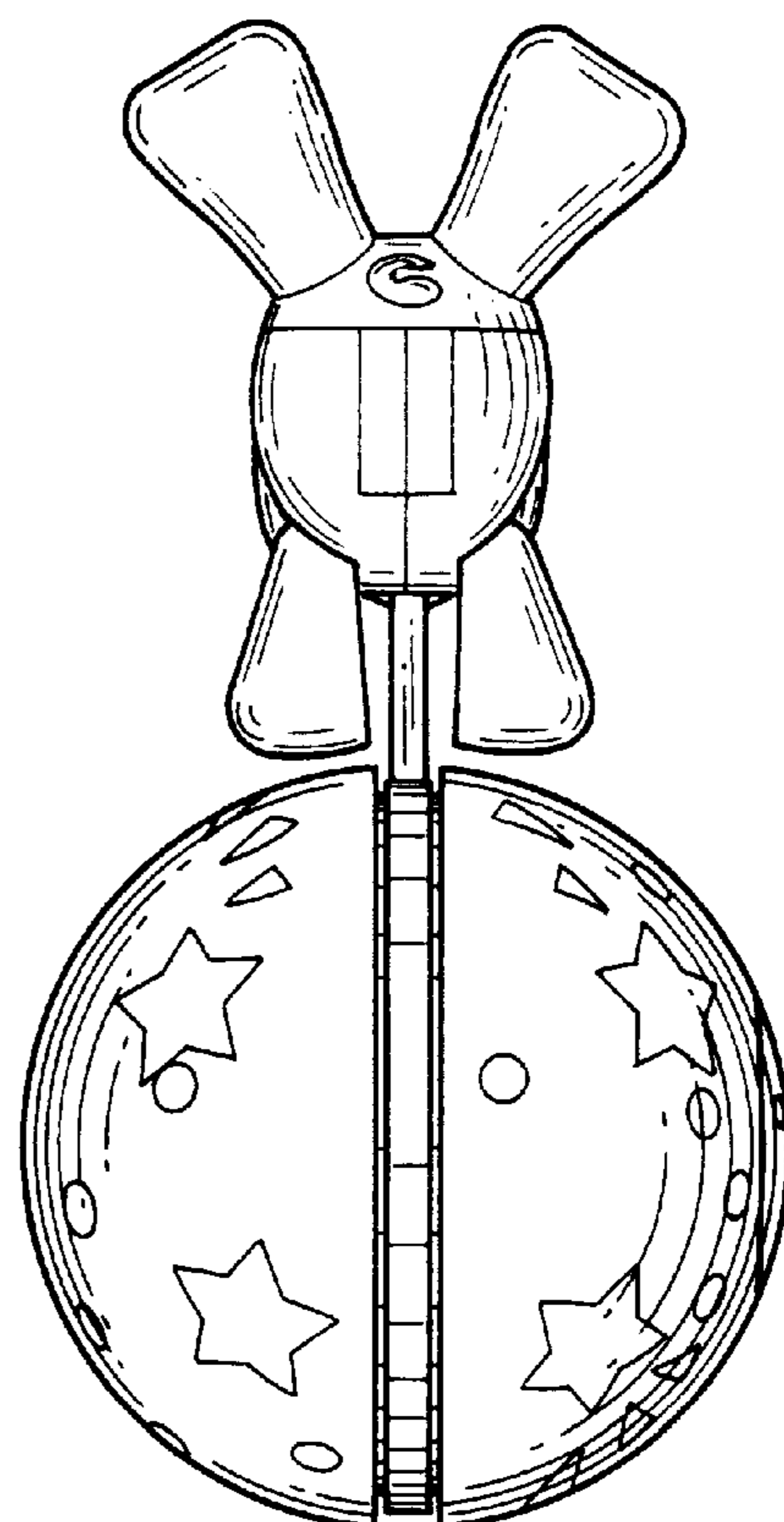


FIG. 4

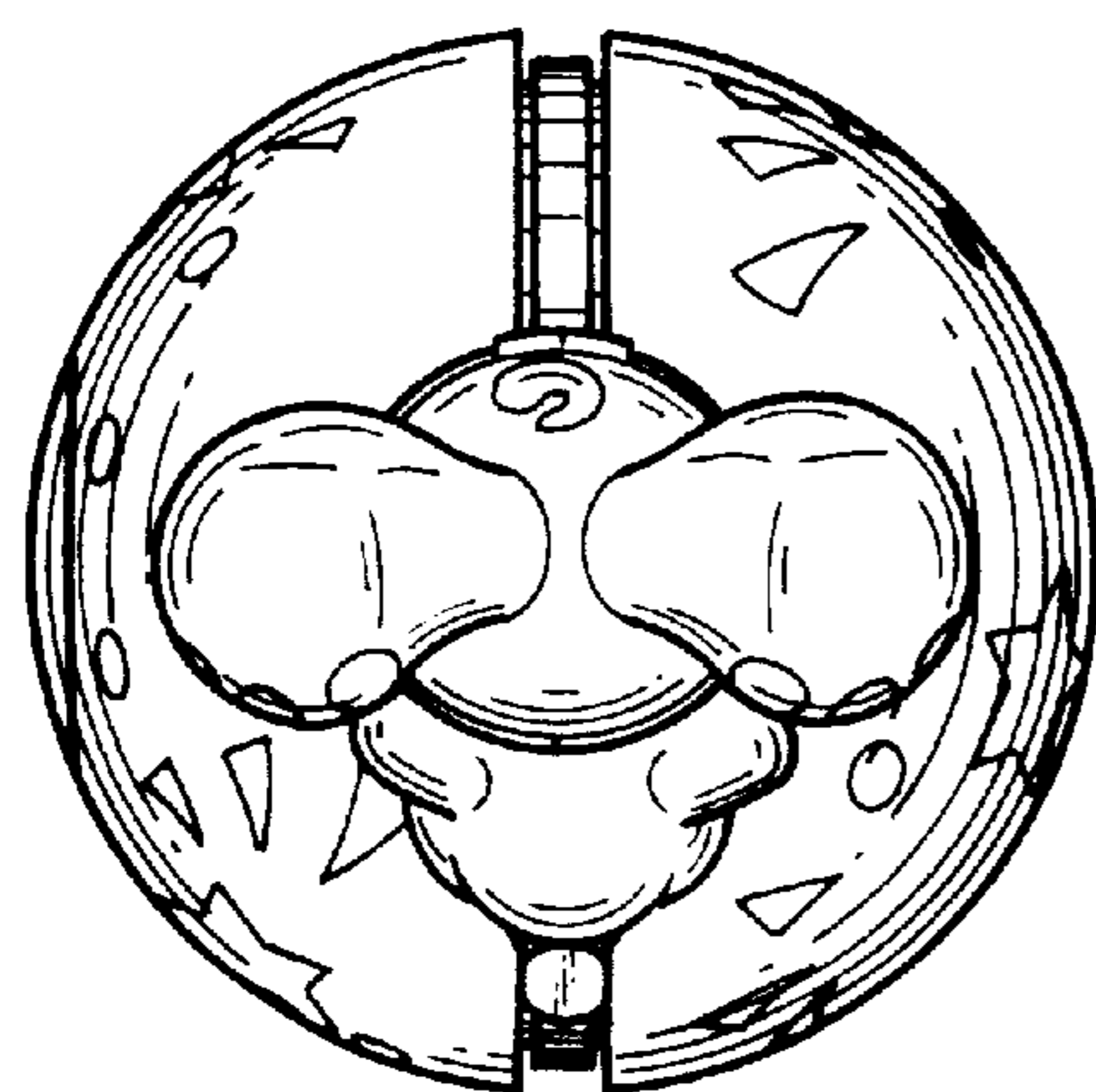


FIG. 5




FIG. 6




FIG. 7

