



US00D423587S

# United States Patent [19] Conley et al.

[11] Patent Number: **Des. 423,587**

[45] Date of Patent: **\*\* Apr. 25, 2000**

[54] **HANGING FILE BOX**

[75] Inventors: **Christopher Conley; Cira Conley; Maureen O'Connor; Scott Ternovits**, all of Chicago; **Paul Nizzere**, Darien; **Tammy Lynn Steinbeck**, Grayslake; **Marcia Lausen**, Evanston; **Stephan Peter Pfanner**, Chicago, all of Ill.

[73] Assignee: **ACCO Brands, Inc.**, Lincolnshire, Ill.

[\*\*] Term: **14 Years**

[21] Appl. No.: **29/097,144**

[22] Filed: **Nov. 30, 1998**

[51] **LOC (6) Cl.** ..... **19-02**

[52] **U.S. Cl.** ..... **D19/90; D19/75; D19/86; D3/307**

[58] **Field of Search** ..... **D3/304, 305-307, D3/314, 315; D19/75, 76, 86, 90, 91, 99, 100; 229/100, 117, 116.1, 117.13, 117.16, 117.17; 220/500, 468, 528, 529, 532, 553; 206/425; D34/1; 312/183, 184; 211/10, 11, 45, 46, 126.13**

[56] **References Cited**

**U.S. PATENT DOCUMENTS**

Re. 33,953	6/1992	Everts	312/184
D. 328,101	7/1992	Rorke	D19/90
D. 337,653	7/1993	Hassel et al.	D3/35
D. 338,910	8/1993	Sugawara	D18/55
D. 343,511	1/1994	Tse	D3/35
D. 346,691	5/1994	Tse	D6/634
1,254,991	1/1918	Darst	.
2,675,166	4/1954	Main	229/117.17
3,645,437	2/1972	Giebel et al.	229/44 R
3,971,502	7/1976	Grundell	220/468
4,717,215	1/1988	Everts	312/184
4,936,454	6/1990	Wang	206/425
5,088,801	2/1992	Rorke et al.	312/184
5,193,701	3/1993	Bush et al.	220/4.33
5,219,216	6/1993	Hassel et al.	312/9.54
5,441,151	8/1995	Billingham	206/425
5,462,221	10/1995	Zink et al.	229/117.16
5,469,999	11/1995	Phirippidis	224/542
5,494,161	2/1996	Herbst	206/425

**OTHER PUBLICATIONS**

Miller's Office Supply Catalog, 1995, p. 546, see circled file box, item B, top center.

Horder's Office Products, 1952, p. 21, see circled file box upper left.

*Primary Examiner*—Martie K. Holtje  
*Attorney, Agent, or Firm*—Pennie & Edmonds LLP

[57] **CLAIM**

The ornamental design for a hanging file box, as shown and described.

**DESCRIPTION**

FIG. 1 is a perspective view of a first embodiment of a hanging file box illustrating our new design;

FIG. 2 is a top view of the hanging file box shown in FIG. 1;

FIG. 3 is a bottom view of the hanging file box shown in FIG. 1;

FIG. 4 is a front view of the hanging file box shown in FIG. 1;

FIG. 5 is a rear view of the hanging file box shown in FIG. 1;

FIG. 6 is a first side view of the hanging file box shown in FIG. 1;

FIG. 7 is a second side view of the hanging file box shown in FIG. 1;

FIG. 8 is a perspective view of a second embodiment of a hanging file box illustrating our new design;

FIG. 9 is a top view of the hanging file box shown in FIG. 8;

FIG. 10 is a bottom view of the hanging file box shown in FIG. 8;

FIG. 11 is front view of the hanging file box shown in FIG. 8;


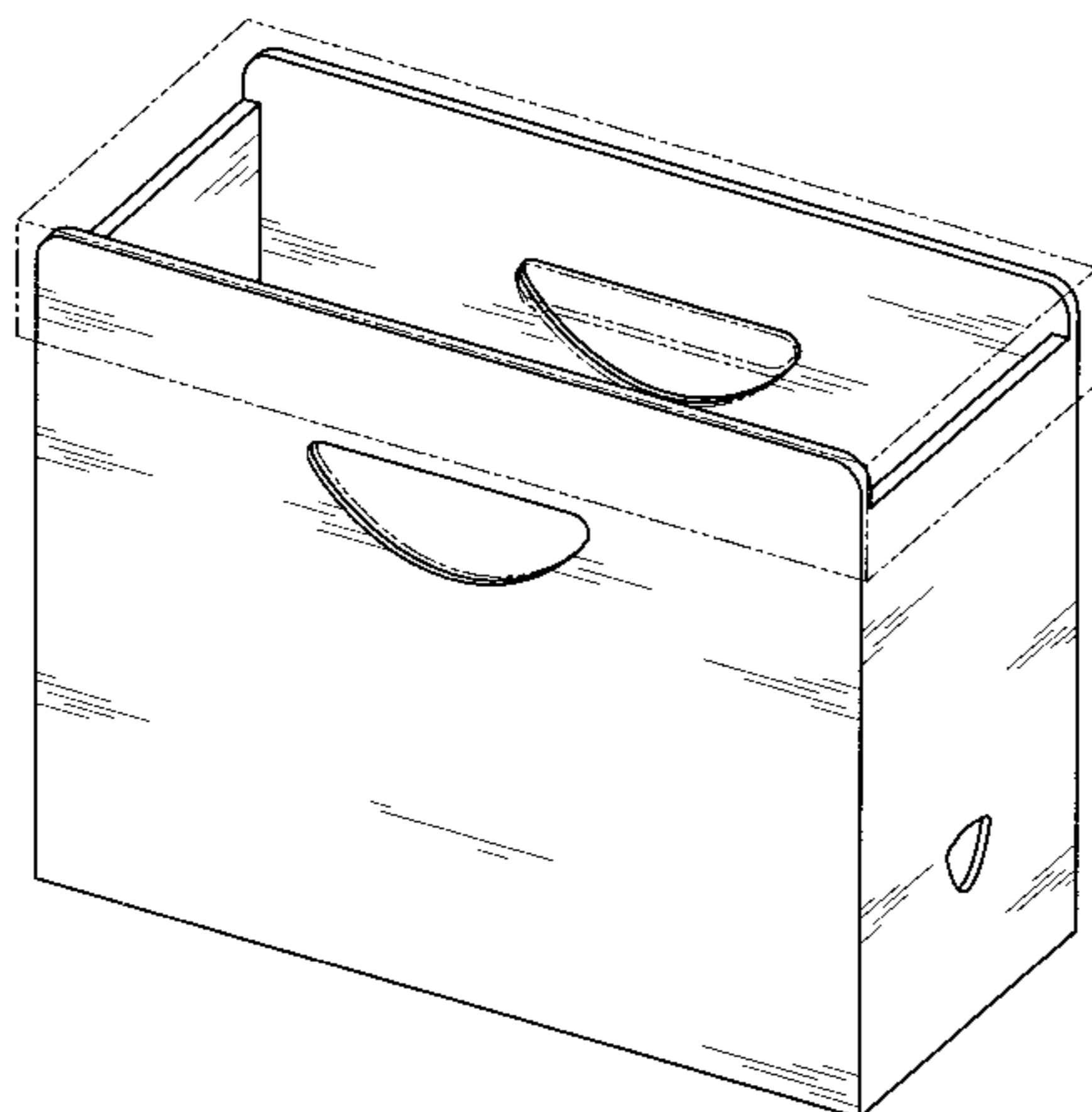
FIG. 12 is a rear view of the hanging file box shown in FIG. 8;

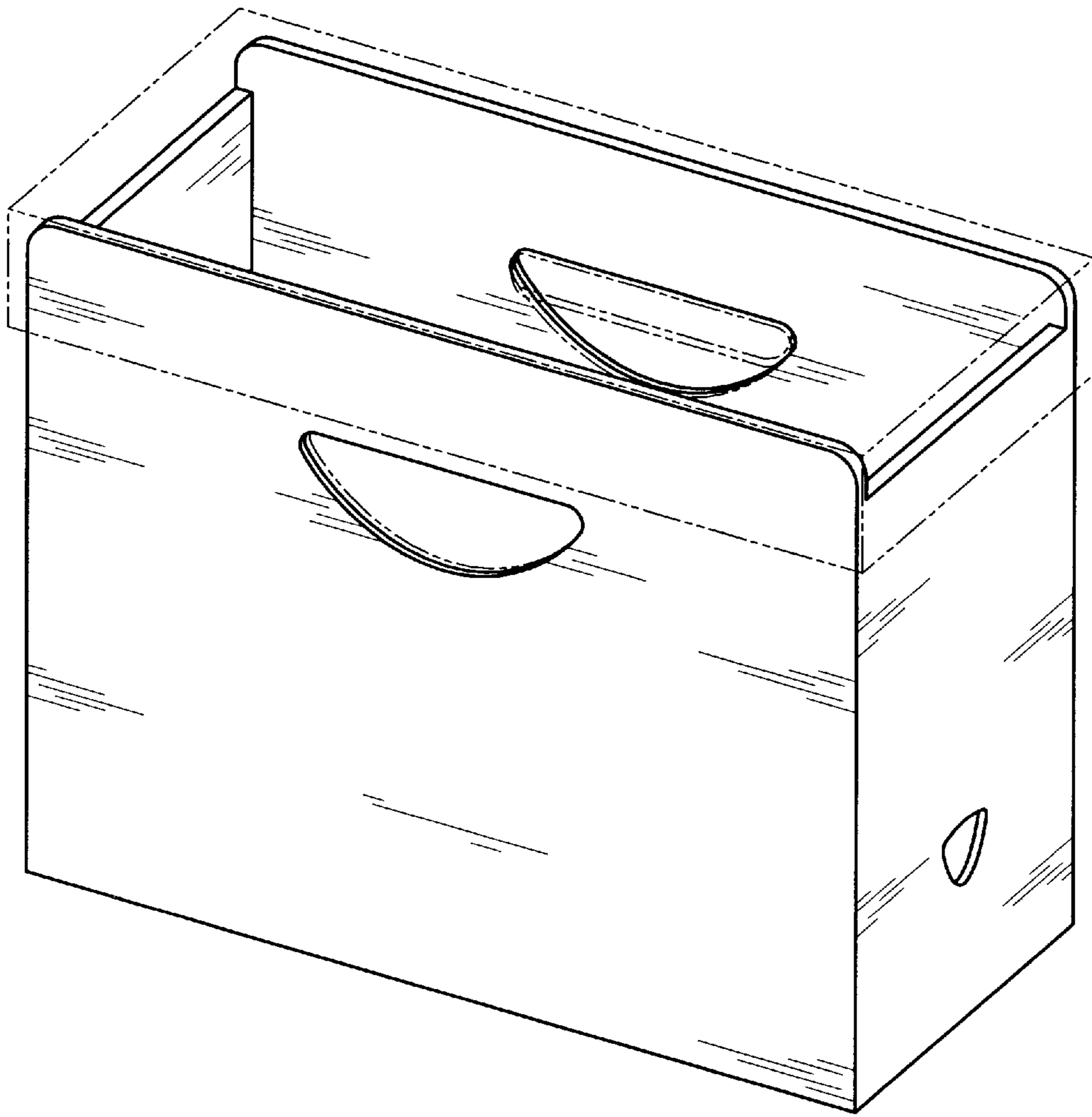
FIG. 13 is a first side view of the hanging file box shown in FIG. 8; and,

FIG. 14 is a second side view of the hanging file box shown in FIG. 8.

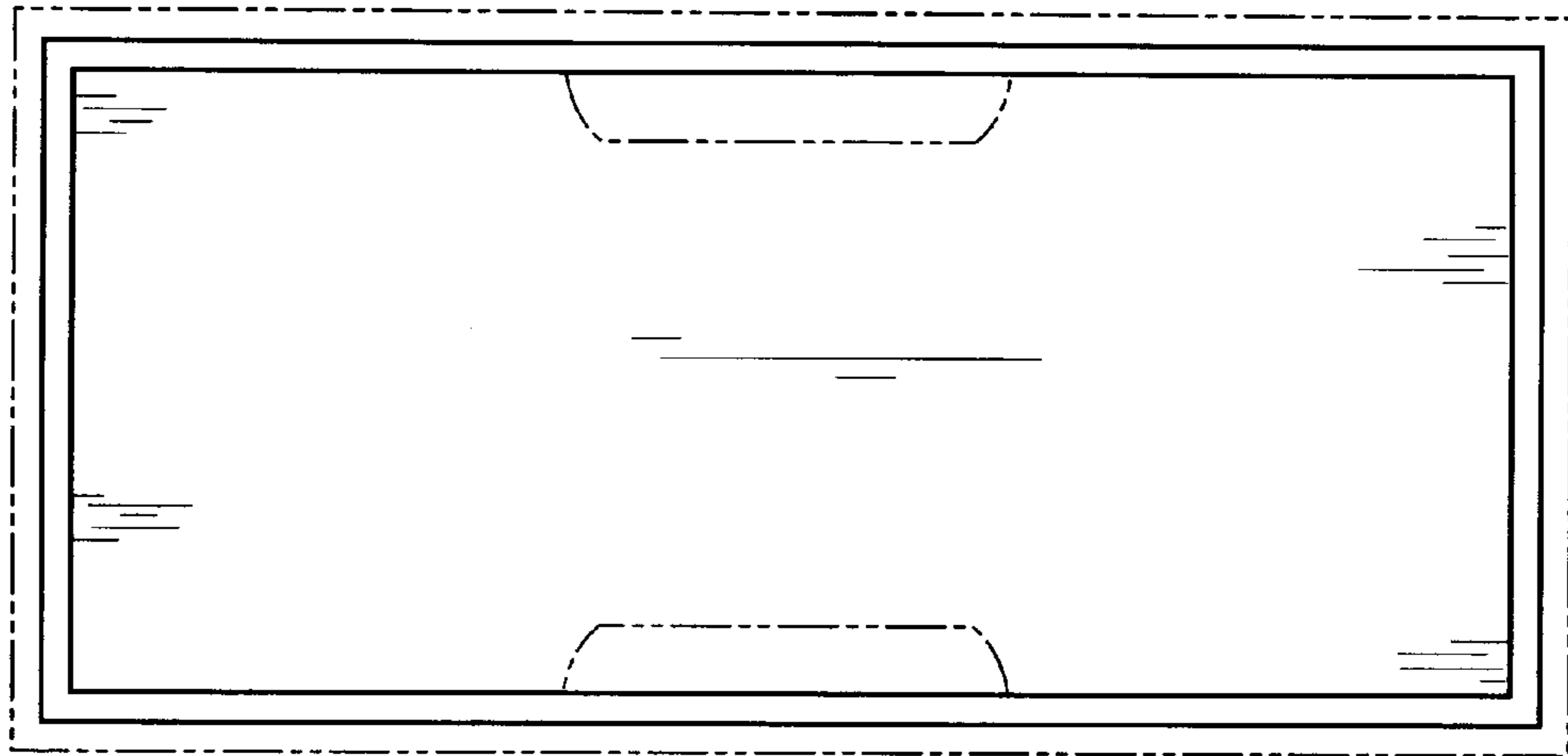
The portions shown in phantom lines are not part of the claimed invention, but are included to show environment.

**1 Claim, 8 Drawing Sheets**







**FIG. 1**



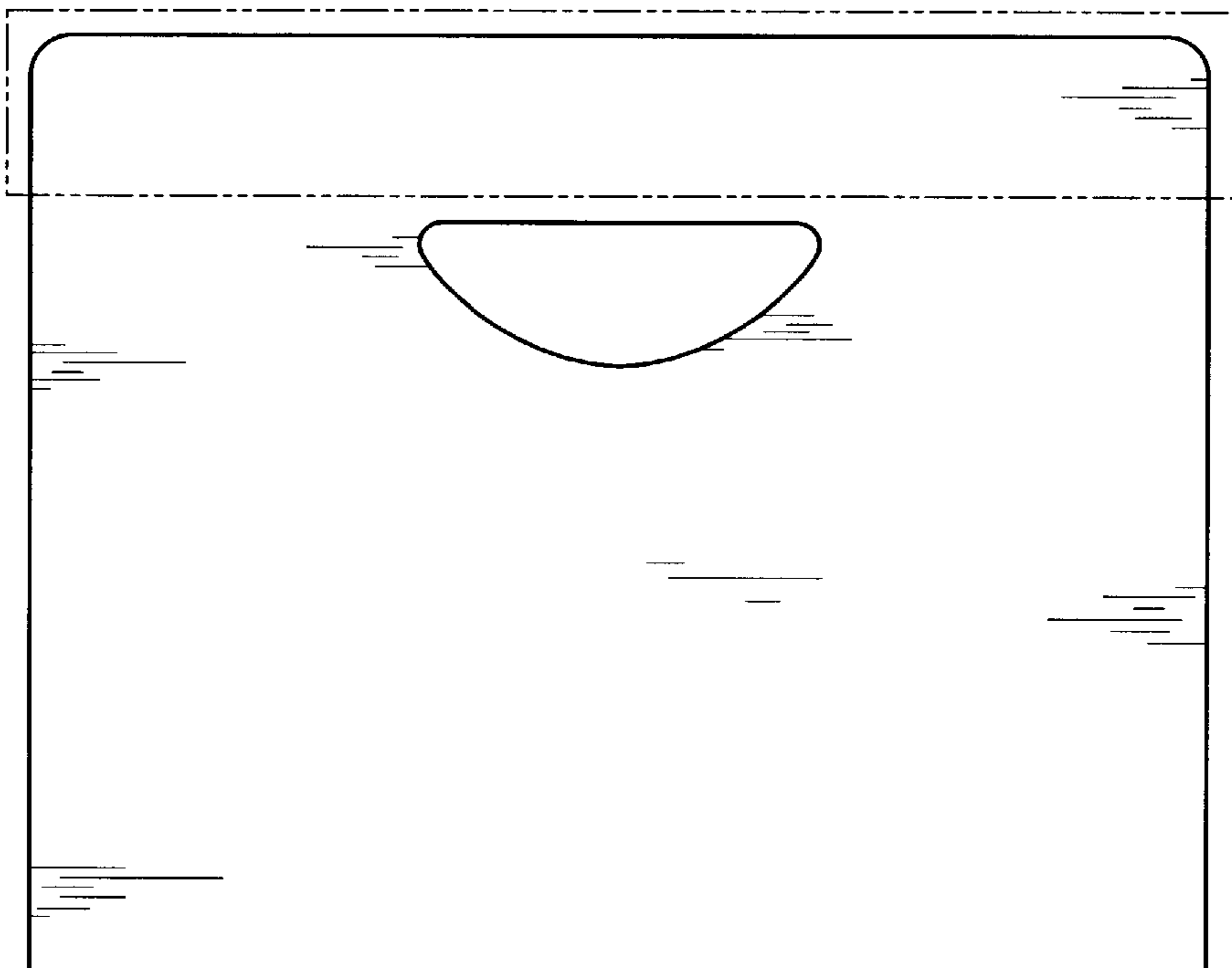
**FIG. 2**



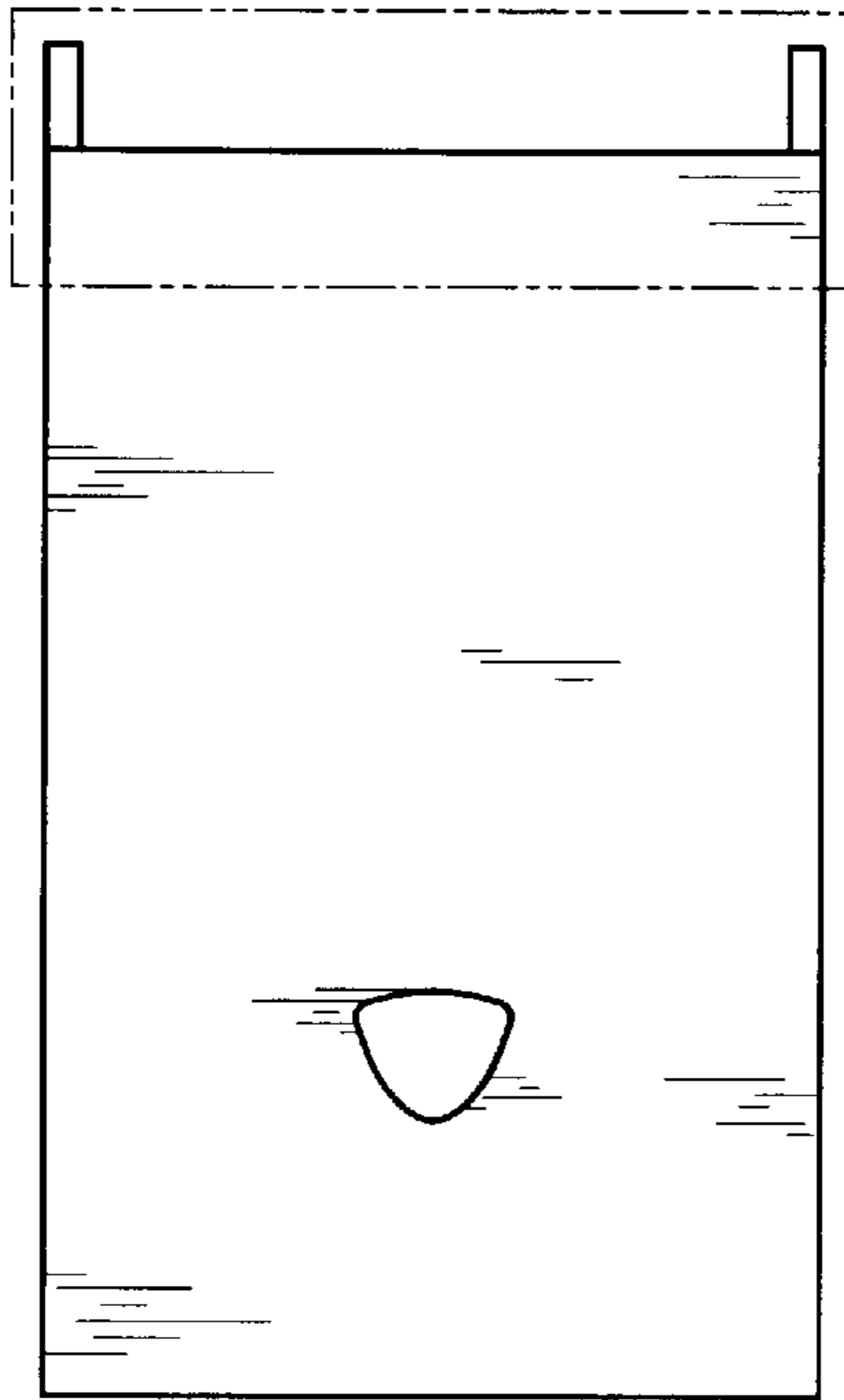
**FIG. 3**



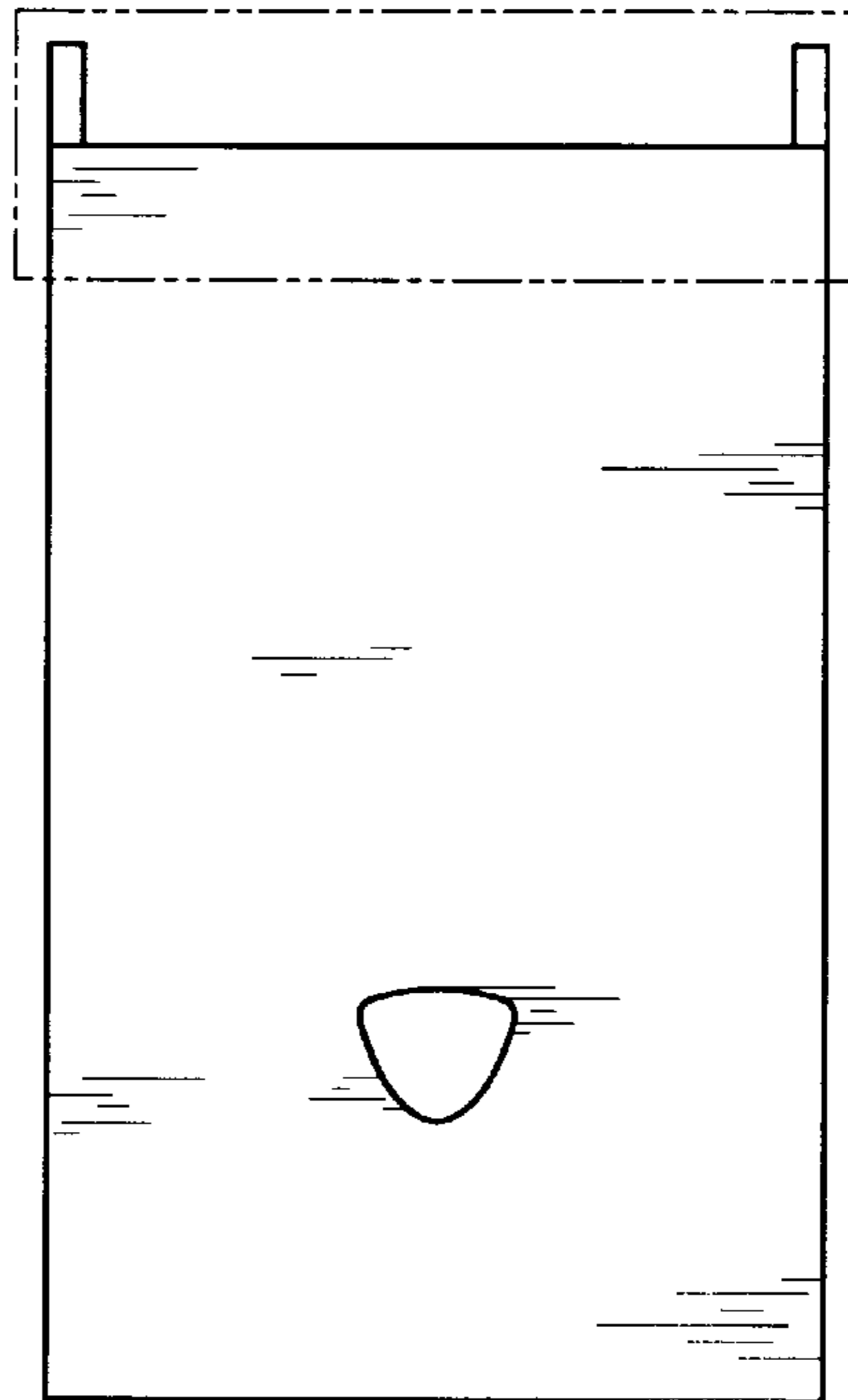
**FIG. 4**



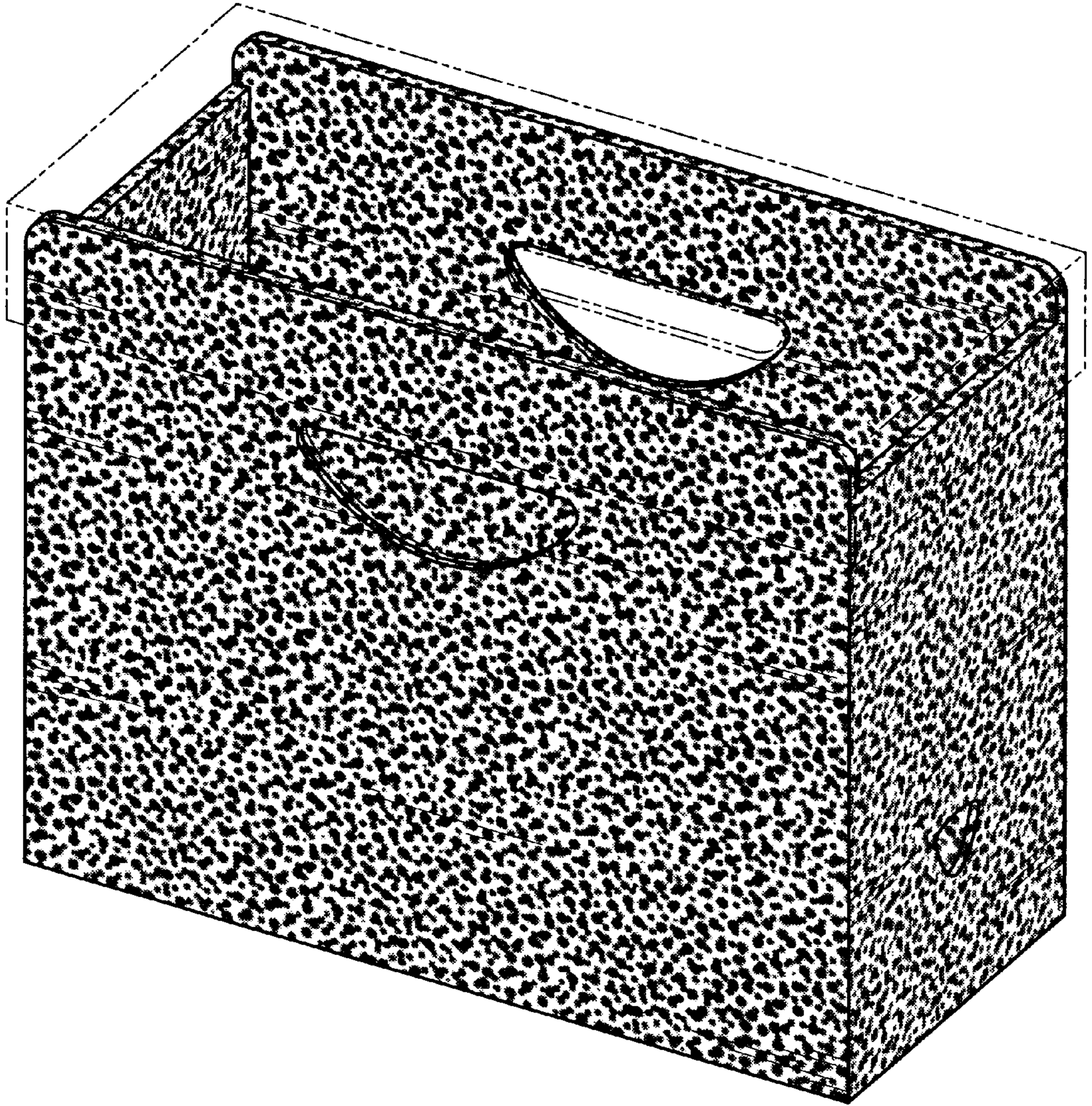
**FIG. 5**




**FIG. 6**




**FIG. 7**




**FIG. 8**




***FIG. 9***



***FIG. 10***




*FIG. 11*




*FIG. 12*





*FIG. 13*



*FIG. 14*