



US00D423578S

# United States Patent [19] Izushima

[11] **Patent Number: Des. 423,578**

[45] **Date of Patent: \*\* Apr. 25, 2000**

[54] **WRITING INSTRUMENT**

1,353,215 9/1920 Campbell ..... 15/432  
2,690,736 10/1954 Musser ..... 401/32

[75] Inventor: **Hikomichi Izushima**, Kawagoe, Japan

*Primary Examiner*—Martie K. Holtje  
*Attorney, Agent, or Firm*—McGinn & Gibb, P.C.

[73] Assignee: **Kotobuki & Co., Ltd.**, Kyoto, Japan

[\*\*] Term: **14 Years**

[57] **CLAIM**

[21] Appl. No.: **29/103,746**

The ornamental design for a writing instrument, as shown and described.

[22] Filed: **Apr. 22, 1999**

**DESCRIPTION**

[51] **LOC (6) Cl.** ..... **19-06**

FIG. 1 is a front elevational view of a writing instrument according to the present invention;

[52] **U.S. Cl.** ..... **D19/48; 53/55**

FIG. 2 is a right side elevational view of the writing instrument of FIG. 1, the left side being a mirror image of the right side;

[58] **Field of Search** ..... D19/35, 36, 41-51,  
D19/53-58, 81-85; 401/99, 100, 6, 7, 32,  
88, 52, 195, 209, 103, 104, 116, 186; 15/432

FIG. 3 is a rear elevational view of the writing instrument of FIG. 1;

[56] **References Cited**

FIG. 4 is a top plan view of the writing instrument of FIG. 1;

**U.S. PATENT DOCUMENTS**

D. 64,772	5/1924	Swanberg	.....	D19/48
D. 408,057	4/1999	Izushima	.....	D19/48
D. 409,660	5/1999	Izushima	.....	D19/57
D. 410,030	5/1999	Sunaga	.....	D19/48
D. 412,014	7/1999	Izushima	.....	D19/48
D. 414,512	9/1999	Yazawa	.....	D19/48
D. 417,891	12/1999	Izushima	.....	D19/48

FIG. 5 is a bottom plan view of the writing instrument of FIG. 1; and,

FIG. 6 is a front perspective view of the writing instrument of FIG. 1, with the writing lead being projected and with the eraser member being extended.

**1 Claim, 2 Drawing Sheets**

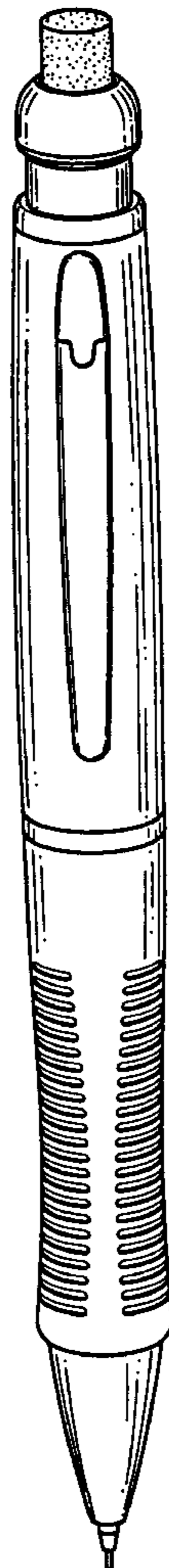


FIG. 4

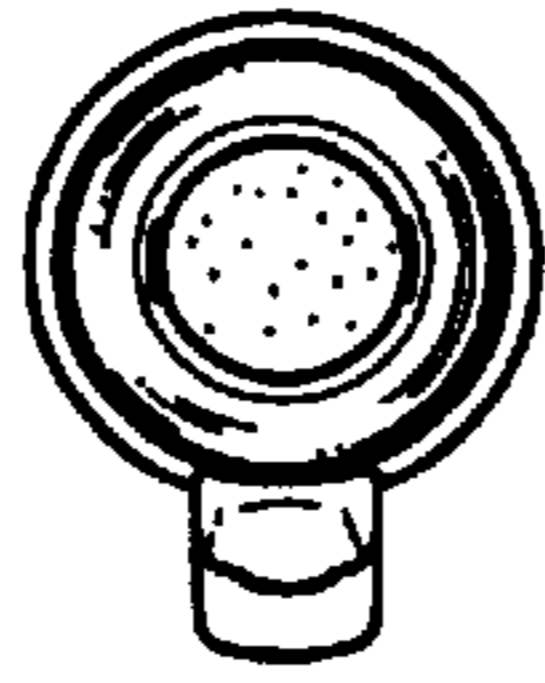


FIG. 5

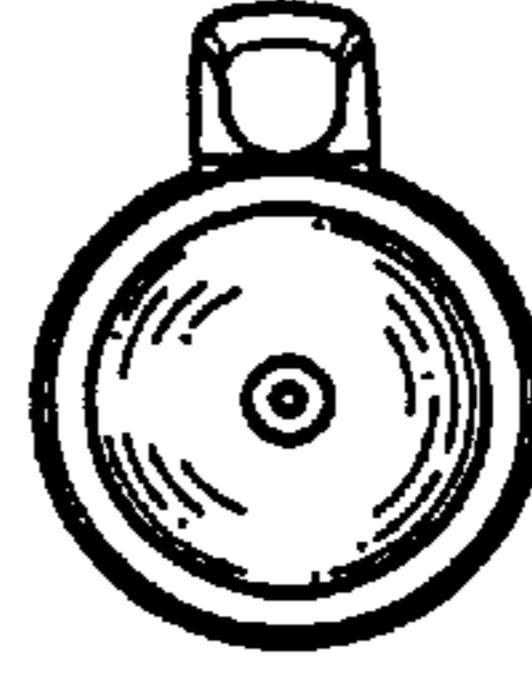


FIG. 2




FIG. 1

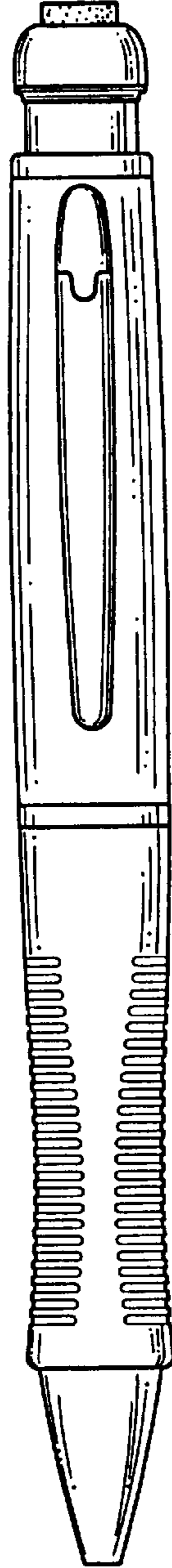


FIG. 3




FIG. 6

