



US00D423571S

United States Patent [19]

[11] Patent Number: **Des. 423,571**

Balzer et al.

[45] Date of Patent: **** Apr. 25, 2000**

[54] DECORATIVE CALENDAR

1,427,850	9/1922	Reed	40/122
1,477,464	12/1923	Enright	40/122
2,892,275	6/1959	Woofter	40/122
5,316,342	5/1994	Almo	283/2

[76] Inventors: **Jerold B. Balzer**, 1606-B Union St., San Francisco, Calif. 94123; **Robert J. Valentine**, 5538 Guadalupe Ct., Concord, Calif. 94521; **Greg R. Brandt**, 6849 Corte Munras, Pleafanton, Calif. 94566

OTHER PUBLICATIONS

Miller Office Products Catalog, c1995, see circle calendar, left center, p. 302.

[**] Term: **14 Years**

Primary Examiner—Martie K. Holtje
Attorney, Agent, or Firm—Lee G. Meyer; Patton Boggs, LLP

[21] Appl. No.: **29/111,298**

[22] Filed: **Sep. 22, 1999**

[57] CLAIM

[51] LOC (6) Cl. **19-03**

The ornamental design for a decorative calendar, as shown and described.

[52] U.S. Cl. **D19/20; D19/25**

[58] Field of Search D19/20, 21, 25; 40/107, 109, 110, 117, 118, 119, 121, 122, 120; 283/2; 281/7

DESCRIPTION


[56] References Cited

U.S. PATENT DOCUMENTS

149,289	4/1874	Bryan	40/121 X
D. 323,185	1/1992	Dupre	D19/20
D. 382,897	8/1997	Nguyen et al.	D19/20
884,086	4/1908	Graham	40/121 X
1,179,231	4/1916	Sherman	40/117

FIG. 1 is a front perspective view of a decorative calendar showing our new design;
 FIG. 2 is a top plan view;
 FIG. 3 is a bottom plan view;
 FIG. 4 is a front elevational view;
 FIG. 5 is a side elevational view, the opposite side being a mirror image thereof; and,
 FIG. 6 is a rear elevational view thereof.

1 Claim, 3 Drawing Sheets






Figure 1



Figure 2



Figure 3




Figure 4

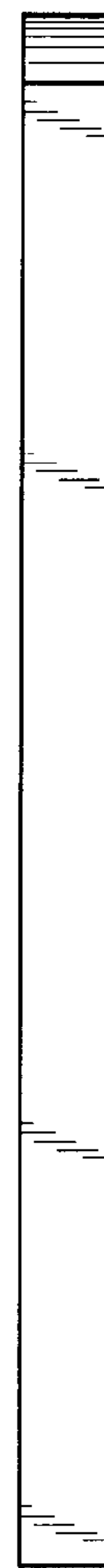


Figure 5

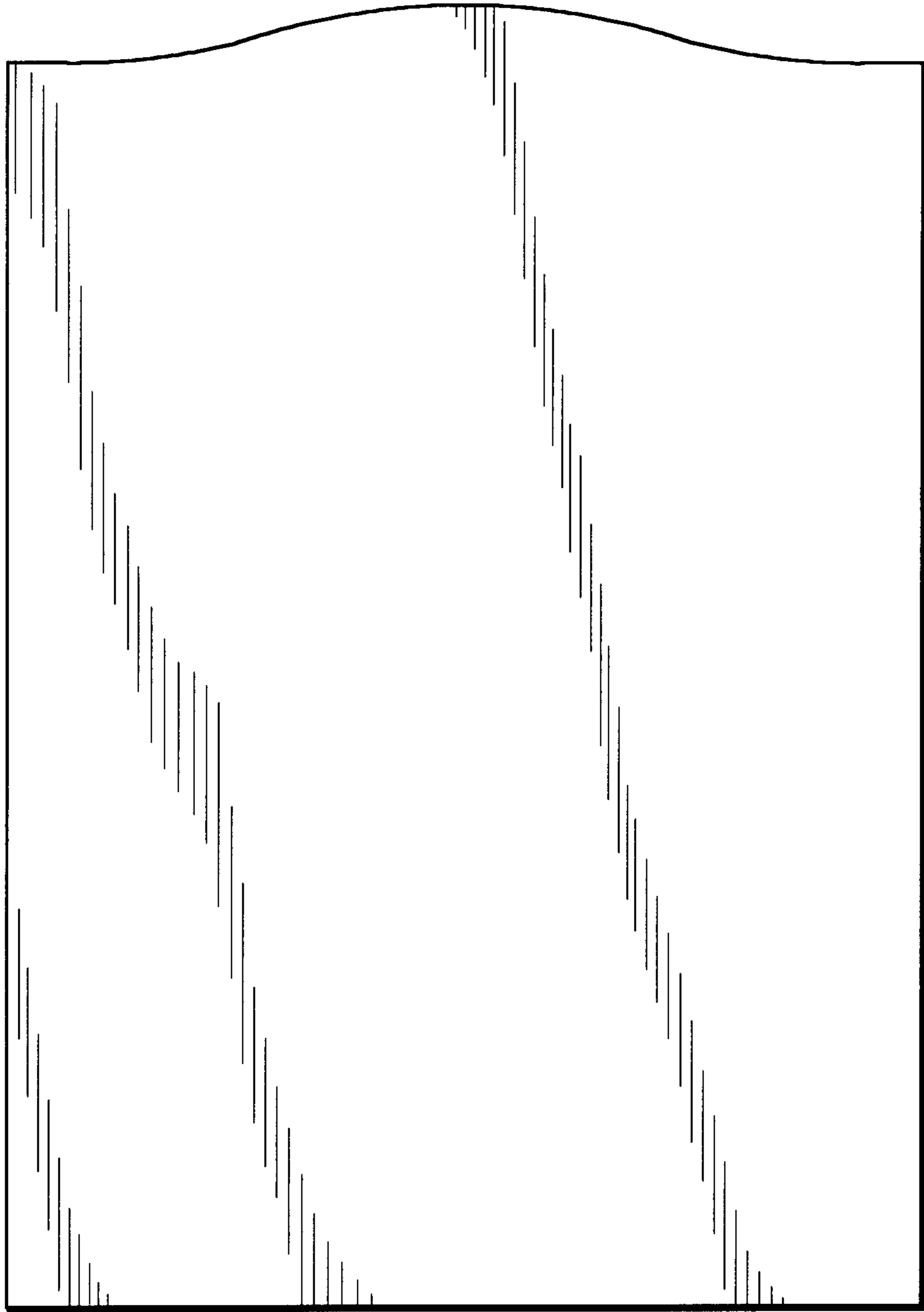


Figure 6