



US00D423530S

United States Patent [19] Mizukami

[11] Patent Number: **Des. 423,530**

[45] Date of Patent: **** Apr. 25, 2000**

[54] **CLUTCH COVER, ESPECIALLY FOR
AUTOMOTIVE RACING APPLICATIONS**

5,181,594 1/1993 Nash 192/70.27
5,301,779 4/1994 Nash 192/70.2

[75] Inventor: **Hiroshi Mizukami**, Neyagawa, Japan

[73] Assignee: **Exedy Corporation**, Osaka, Japan

[**] Term: **14 Years**

[21] Appl. No.: **29/076,440**

[22] Filed: **Sep. 11, 1997**

FOREIGN PATENT DOCUMENTS

1204539 9/1970 United Kingdom .
1352989 5/1974 United Kingdom .
1506738 4/1978 United Kingdom .
2165321 4/1986 United Kingdom .

Primary Examiner—Antoine Duval Davis
Attorney, Agent, or Firm—Shinju Global IP Counselors,
LLP

Related U.S. Application Data

[63] Continuation of application No. 29/066,673, Feb. 13, 1997,
abandoned, which is a continuation of application No.
08/438,726, May 10, 1995, Pat. No. 5,638,932.

Foreign Application Priority Data

May 17, 1994 [JP] Japan 6-102499
May 17, 1994 [JP] Japan 6-102501
Jul. 11, 1994 [JP] Japan 6-158922

[51] **LOC (6) Cl.** **15-09**

[52] **U.S. Cl.** **D15/148**

[58] **Field of Search** D15/148, 149;
192/70.12, 70.14, 70.2, 70.27, 89.23, 109 R,
113.2, 113.24, 113.26

References Cited

U.S. PATENT DOCUMENTS

D. 373,368 9/1996 Matsui et al. D15/148
D. 373,369 9/1996 Matsui et al. D15/148
4,846,326 7/1989 Tilton et al. 192/70.19

[57] CLAIM

The ornamental design for a clutch cover especially for
automotive racing applications, as shown and described.

DESCRIPTION

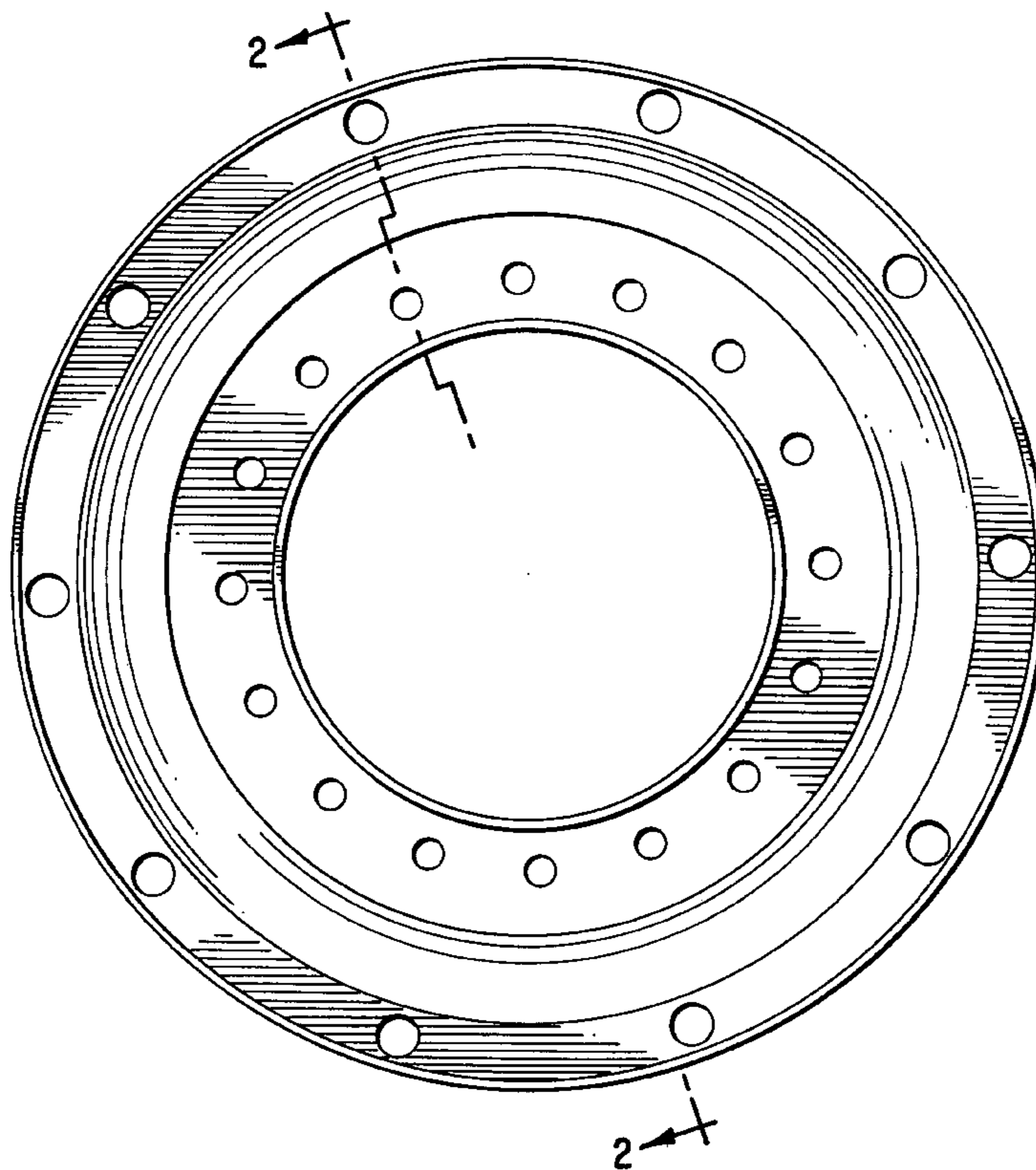
FIG. 1 is a left side elevational view illustrating a clutch
cover, especially for automotive racing applications in
accordance with my new design;

FIG. 2 is a cross-sectional view of the clutch cover espe-
cially for automotive racing applications of my new design
illustrated in FIG. 1 as taken along section line 2—2 of FIG.
3; and,

FIG. 3 is a rear elevational view of the clutch cover
especially for automotive racing applications of my new
design illustrated in FIGS. 1 and 2.

The side elevational view of FIG. 1 is substantially continu-
ous about the periphery of the clutch cover especially for
automotive racing applications of my new design. The front
elevational view of the clutch cover does not form part of the
claimed invention.

1 Claim, 2 Drawing Sheets






FIG. 1



FIG. 2

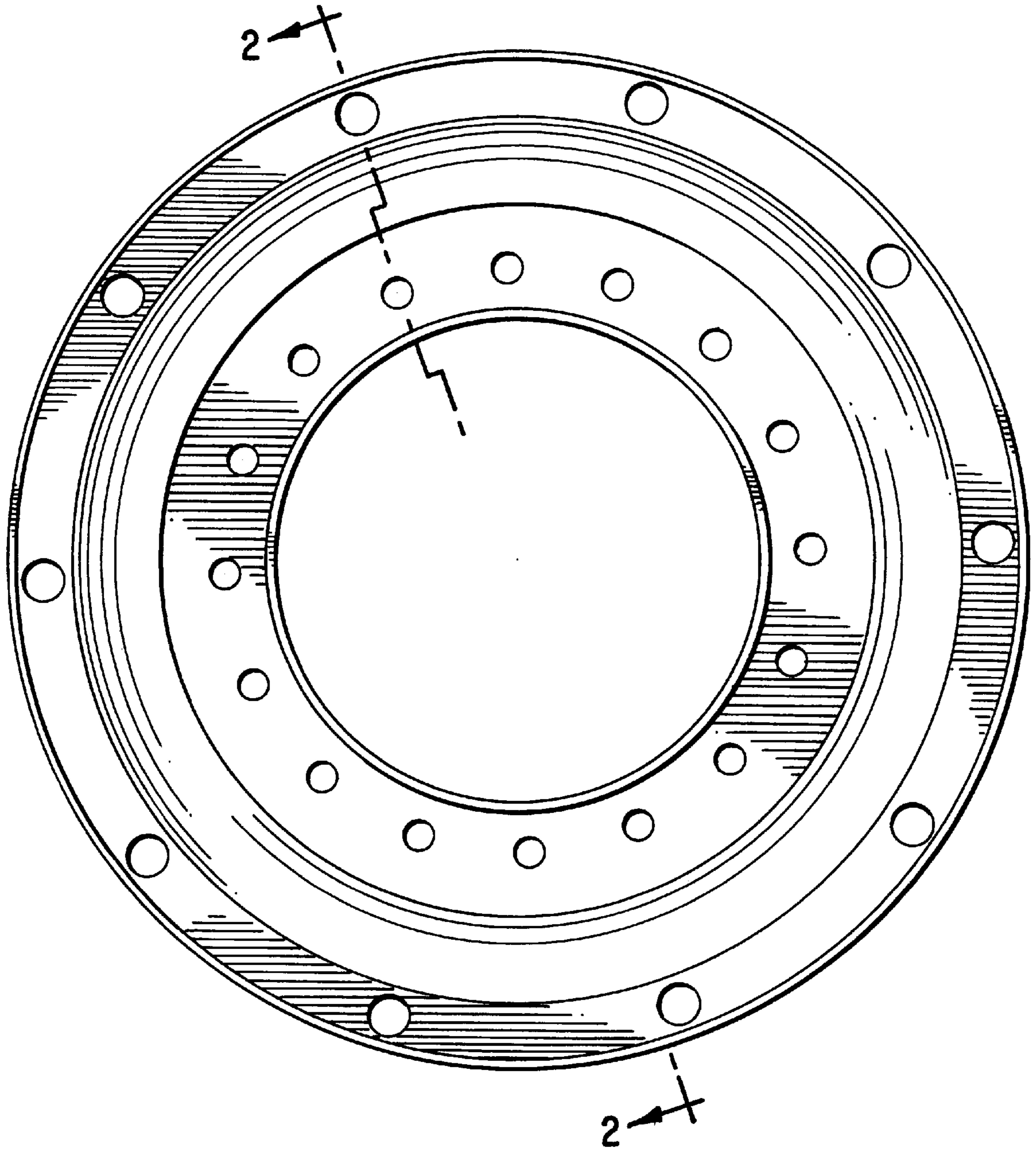


FIG. 3