



US00D423509S

United States Patent [19] Park

[11] **Patent Number: Des. 423,509**

[45] **Date of Patent: ** Apr. 25, 2000**

[54] **TV REMOTE**

[76] **Inventor: Sarah A. Park, 12 Kimberly Dr.,
Dryden, N.Y. 13053**

[**] **Term: 14 Years**

[21] **Appl. No.: 29/100,052**

[22] **Filed: Feb. 3, 1999**

[51] **LOC (6) Cl. 14-03**

[52] **U.S. Cl. D14/218**

[58] **Field of Search D14/217, 218,
D14/124, 299; D10/104, 106; D13/168;
D21/566; 348/734; 455/151.1-151.4, 352-355,
251.1; 200/331**

[56] **References Cited**

U.S. PATENT DOCUMENTS

D. 271,201	11/1983	Nordberg	D14/85
D. 299,922	2/1989	Schremmer	D14/218
D. 352,506	11/1994	Kawamoto et al.	D14/218
D. 362,695	9/1995	Waldheim	D14/218
D. 372,031	7/1996	MacBride	D14/218
D. 377,320	1/1997	McGuire	D14/218
D. 388,792	1/1998	Nykerk	D14/218
D. 395,311	6/1998	Parasadayan et al.	D14/218

D. 395,312	6/1998	Parasadayan et al.	D14/218
D. 404,718	1/1999	Overall, Sr.	D13/168
4,127,876	11/1978	Schwartz	358/194
5,005,084	4/1991	Skinner	358/194
5,063,484	11/1991	Tanaka	362/109
5,619,251	4/1997	Kuroiwa et al.	348/12
5,715,020	2/1998	Kuroiwa et al.	348/734

Primary Examiner—Louis S. Zarfaz
Assistant Examiner—Greg Andoll
Attorney, Agent, or Firm—John D. Gugliotta; Michael J. Corrigan

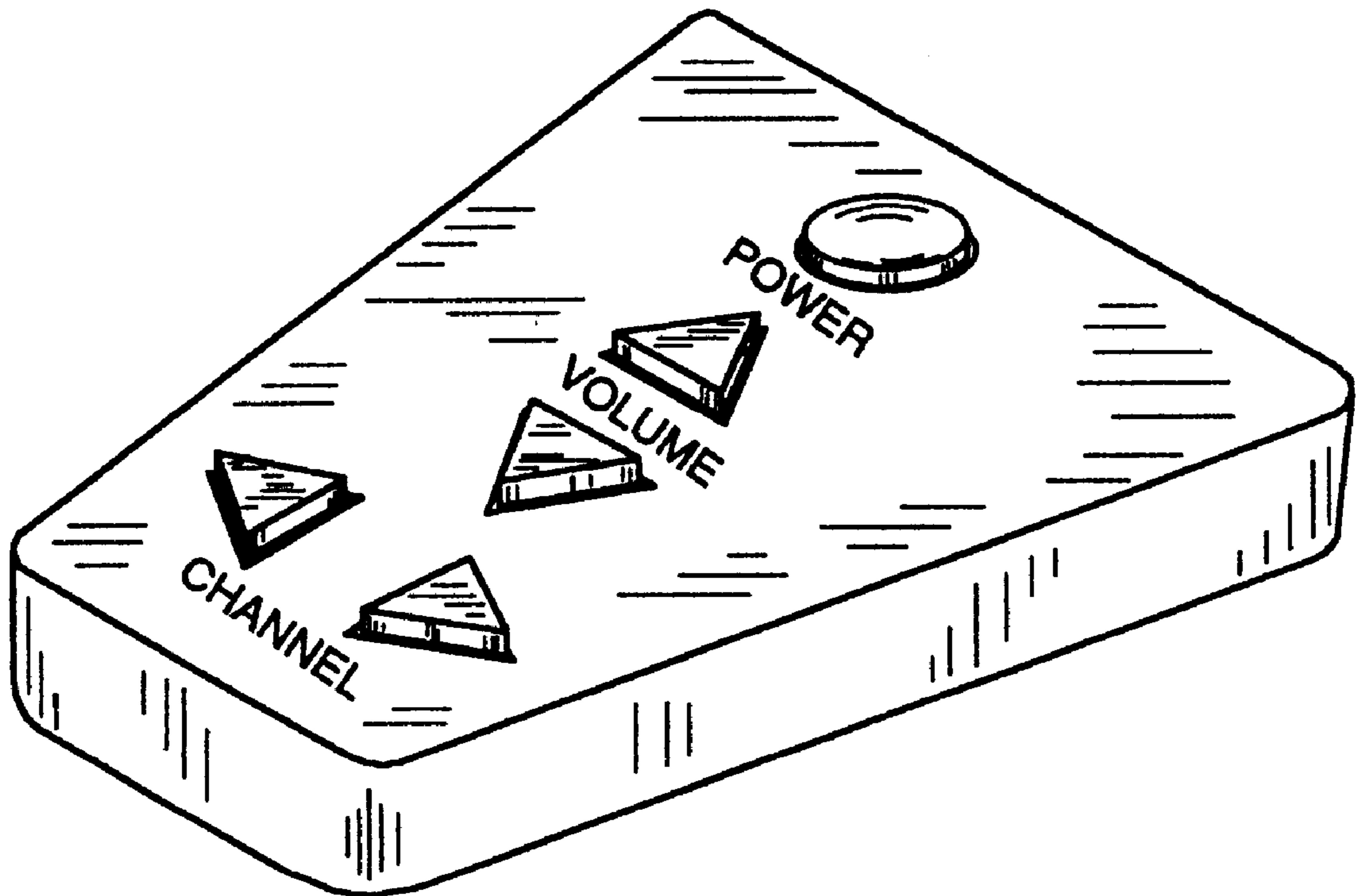
[57] **CLAIM**

The ornamental design for a TV remote, as shown and described.

DESCRIPTION

FIG. 1 is a perspective view of a TV remote showing my new design;
FIG. 2 is a top plan view thereof;
FIG. 3 is a left side elevational view thereof, the opposite side being a mirror image;
FIG. 4 is a front elevational view thereof; and,
FIG. 5 is a rear elevational view thereof.

1 Claim, 2 Drawing Sheets



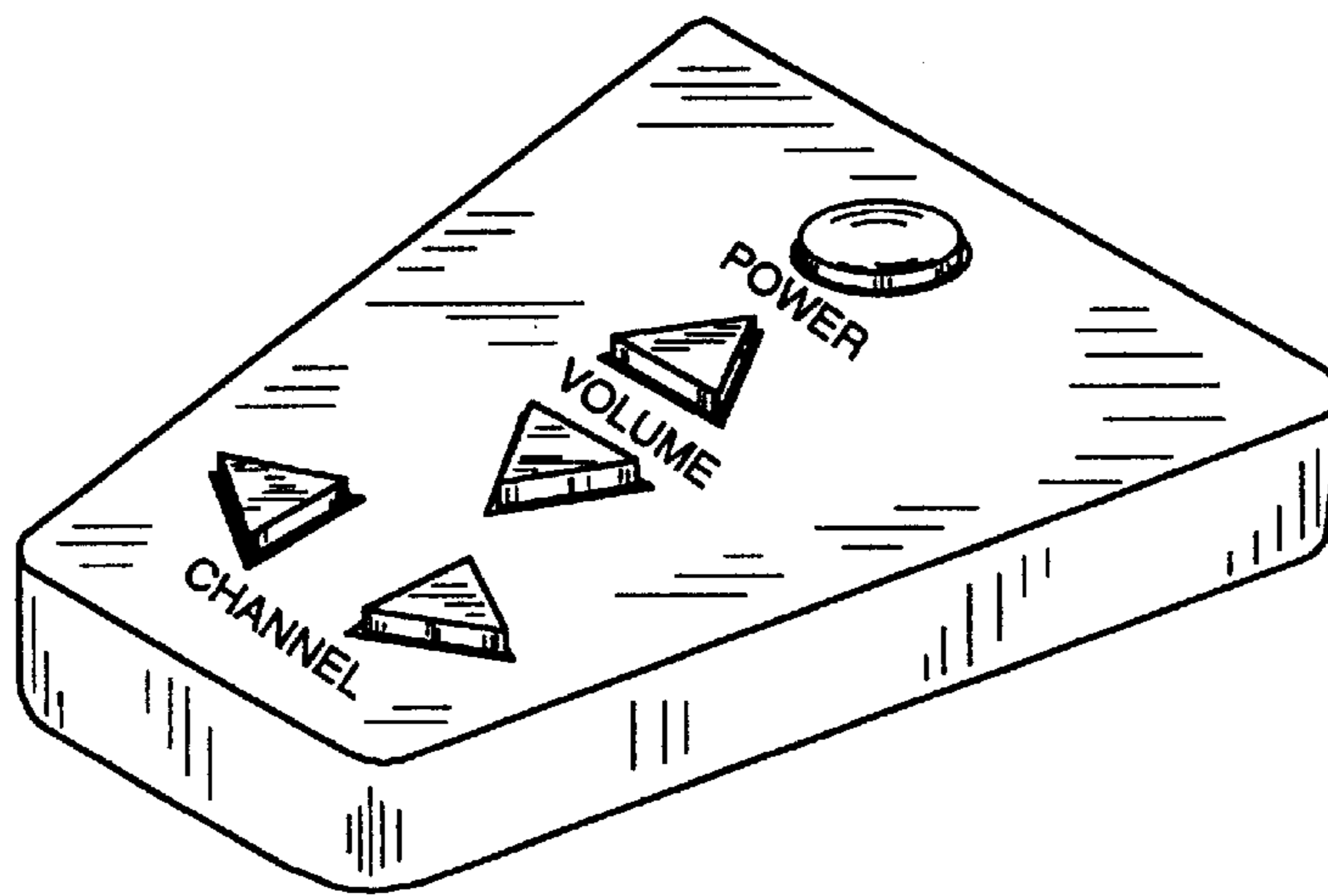


Figure 1

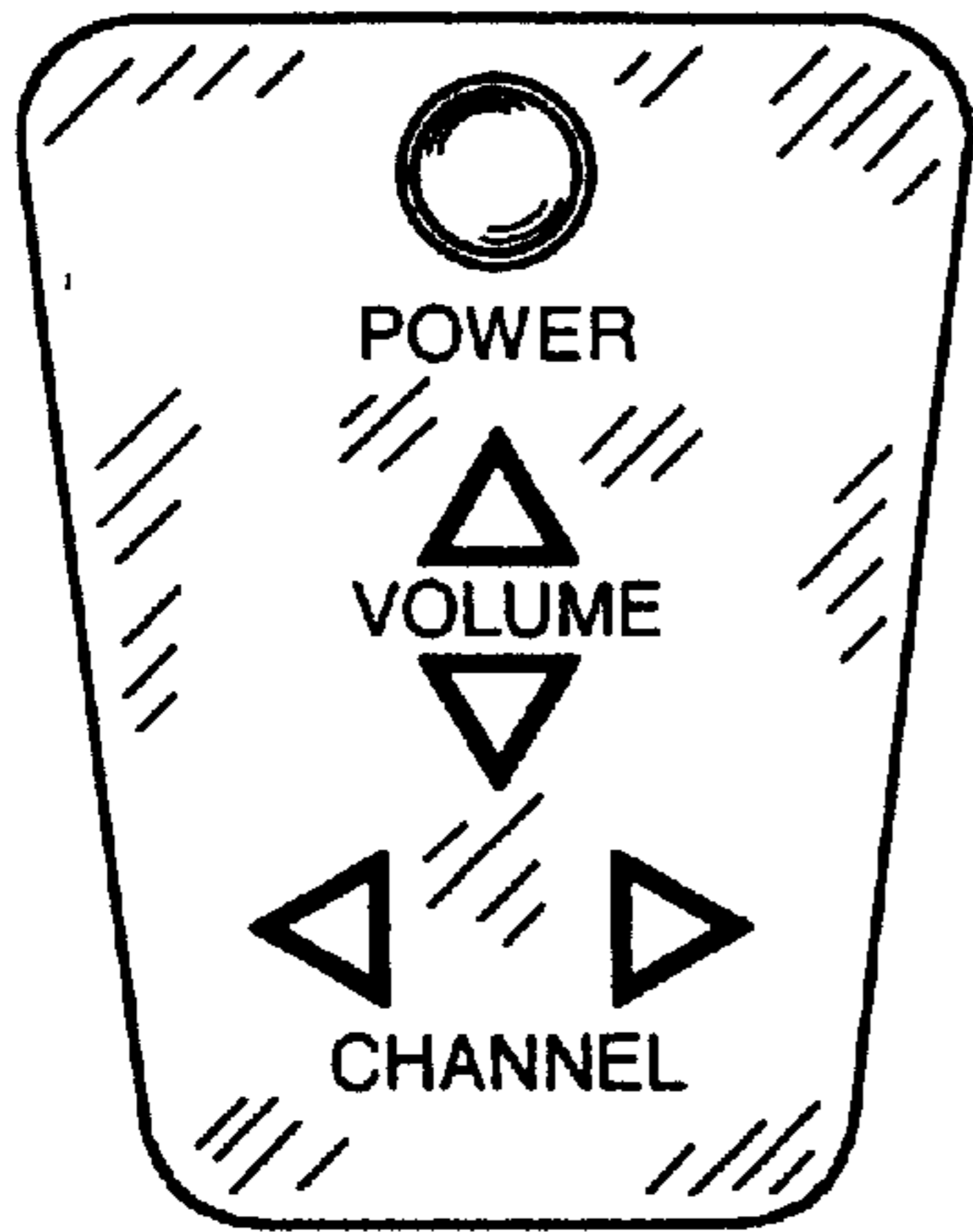


Figure 2

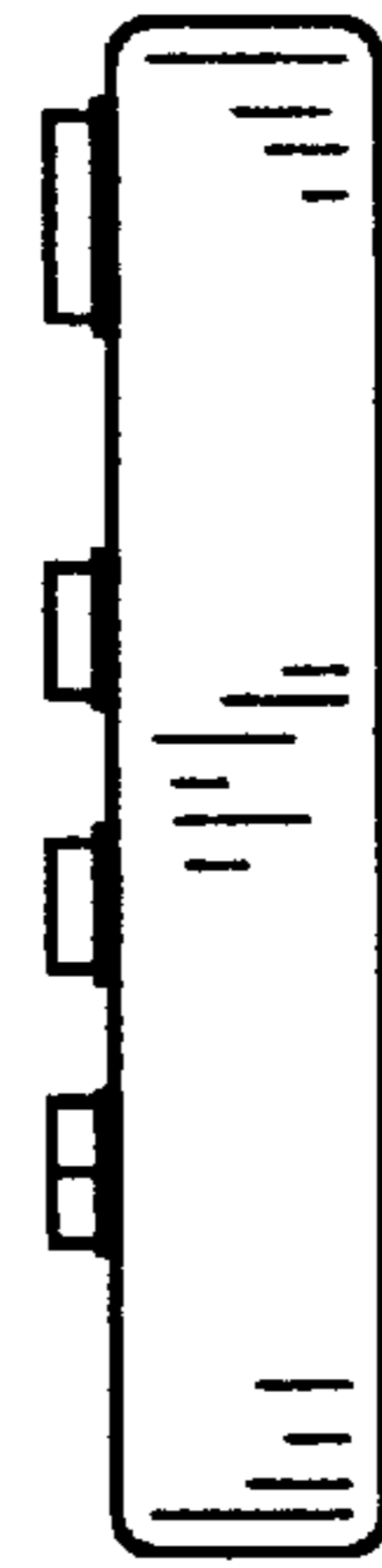


Figure 3



Figure 4



Figure 5