



US00D423490S

United States Patent [19]
Ichikawa

[11] **Patent Number: Des. 423,490**
[45] **Date of Patent: ** Apr. 25, 2000**

[54] **SHUTTER FOR MAGNETIC DISC CARTRIDGE**
[75] Inventor: **Toru Ichikawa**, Tokyo, Japan
[73] Assignee: **Sony Corporation**, Tokyo, Japan
[**] Term: **14 Years**
[21] Appl. No.: **29/107,122**
[22] Filed: **Jun. 24, 1999**

848168 9/1992 Japan .
848559 9/1992 Japan .
861955 2/1993 Japan .
862670 3/1993 Japan .
873214 7/1993 Japan .
873214-1 8/1993 Japan .
873214-2 8/1993 Japan .
873214-3 8/1993 Japan .
873214-4 8/1993 Japan .
873214-5 8/1993 Japan .
873214-6 8/1993 Japan .
873214-7 8/1993 Japan .
873214-8 8/1993 Japan .
873214-9 8/1993 Japan .
887775 1/1994 Japan .
894528 3/1994 Japan .
894528-1 3/1994 Japan .
894703 3/1994 Japan .
894703-1 3/1994 Japan .
887775-1 5/1994 Japan .
887775-2 5/1994 Japan .
887775-3 5/1994 Japan .
887775-4 5/1994 Japan .
887775-5 5/1994 Japan .
887775-6 5/1994 Japan .
887775-7 5/1994 Japan .
873214-10 12/1994 Japan .
873214-11 12/1994 Japan .
914252 12/1994 Japan .
915630-1 1/1995 Japan .
915630-6 1/1995 Japan .
887775-8 4/1995 Japan .
887775-9 5/1995 Japan .
953826 5/1996 Japan .
953826-1 5/1996 Japan .
953826-2 5/1996 Japan .
953826-3 5/1996 Japan .
953827 5/1996 Japan .
953828 5/1996 Japan .
953828-1 5/1996 Japan .
953829 5/1996 Japan .
953830 5/1996 Japan .
953831 5/1996 Japan .
953832 5/1996 Japan .
953892 5/1996 Japan .
953896 5/1996 Japan .
953897 5/1996 Japan .
953898 5/1996 Japan .
953899 5/1996 Japan .
953900 5/1996 Japan .
953901 5/1996 Japan .

Related U.S. Application Data

[62] Division of application No. 29/086,397, Apr. 13, 1998.

[30] **Foreign Application Priority Data**

Oct. 13, 1997 [JP] Japan 9-71187

[51] **LOC (6) Cl.** **14-99**
[52] **U.S. Cl.** **D14/121; D14/114**
[58] **Field of Search** D14/120, 121, D14/123, 124, 217, 299, 114; D21/332, 333; 273/148 B; 463/1, 43-47; 360/131-137, 104-109, 122, 128, 129; 369/75.1, 77.2, 291, 292; 206/308.1, 308.2, 313, 586

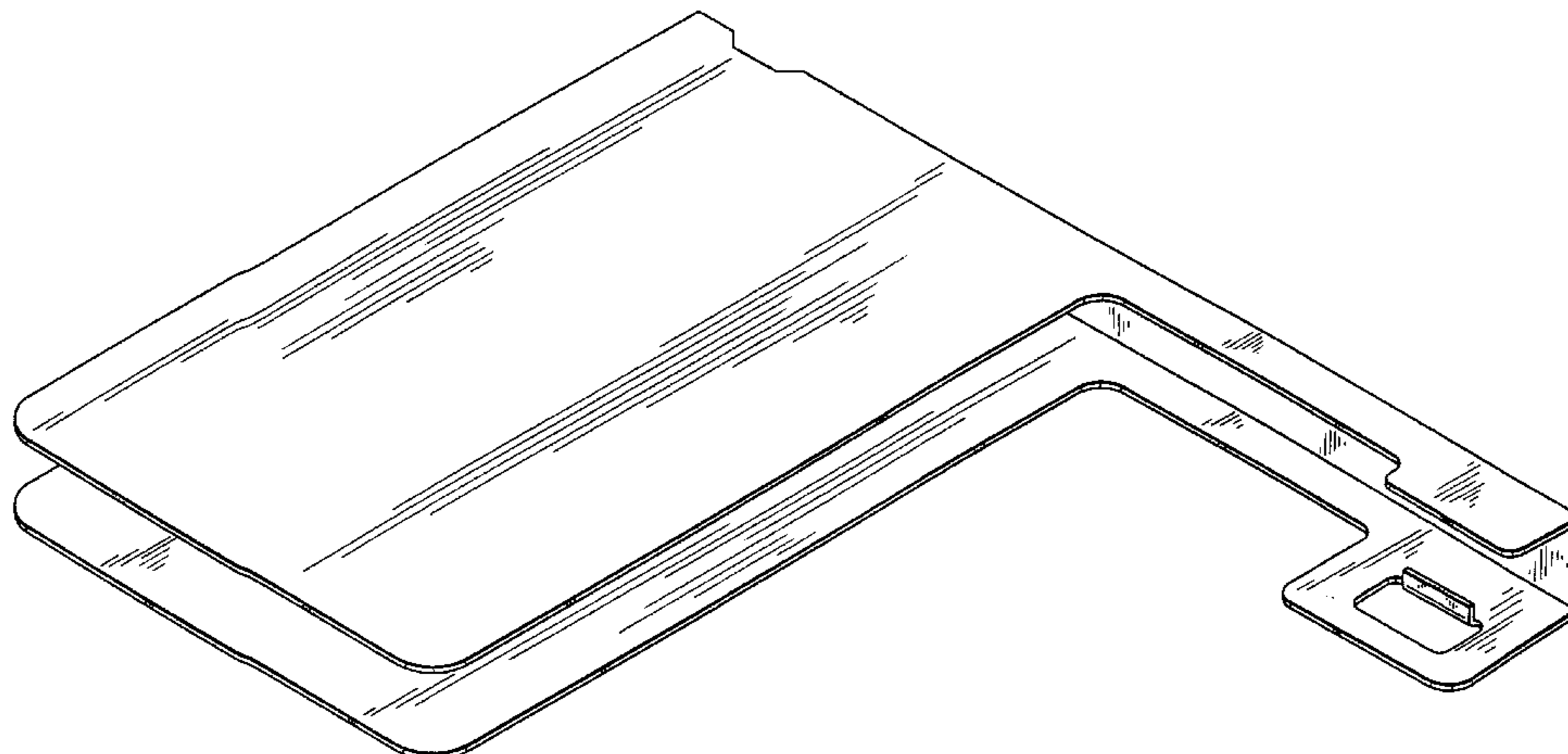
[56] **References Cited**

U.S. PATENT DOCUMENTS

D. 289,652 5/1987 Flanigan D14/114
D. 387,743 12/1997 Takahashi D14/114
D. 392,953 3/1998 Fujisawa D14/114
D. 400,523 11/1998 Tatenuma D14/121
D. 400,868 1/1998 Fujisawa D14/114
4,839,766 6/1989 Kato 360/133
5,051,857 9/1991 Akiyama 360/133
5,724,217 3/1998 Oishi 360/133
5,739,993 4/1998 Kikuchi et al. 360/133
5,815,487 9/1998 Fujisawa 369/291
5,822,297 10/1998 Fujisawa 369/291
5,892,642 4/1999 Watanabe 360/133

FOREIGN PATENT DOCUMENTS

751759 1/1989 Japan .
751759-1 1/1989 Japan .
848077 9/1992 Japan .



953901-1 5/1996 Japan .
9583827-1 5/1996 Japan .
953892-1 6/1996 Japan .
953892-2 6/1996 Japan .
956425 6/1996 Japan .
956426 6/1996 Japan .
956427 6/1996 Japan .
957226 6/1996 Japan .
957227 6/1996 Japan .
957824 7/1996 Japan .
957824-1 7/1996 Japan .
953830-1 9/1996 Japan .
894528-2 10/1996 Japan .
914252-1 10/1996 Japan .
966211 10/1996 Japan .
966211-1 10/1996 Japan .
914252-2 11/1996 Japan .
914252-3 11/1996 Japan .

OTHER PUBLICATIONS

Maxell Catalog, SuperDisk™/LS-120, Sep. 1997.

Primary Examiner—Prabhakar Deshmukh
Attorney, Agent, or Firm—Foley & Lardner

[57]

CLAIM

The ornamental design for a shutter for magnetic disc cartridge, as shown and described.

DESCRIPTION

FIG. 1 is a perspective view of a shutter for a magnetic disc cartridge showing my new design;

FIG. 2 is a top plan view thereof;

FIG. 3 is a left side elevational view thereof;

FIG. 4 is a front elevational view thereof;

FIG. 5 is a bottom plan view thereof;

FIG. 6 is a right side elevational view thereof; and,

FIG. 7 is a rear elevational view thereof.

1 Claim, 3 Drawing Sheets

FIG. 1

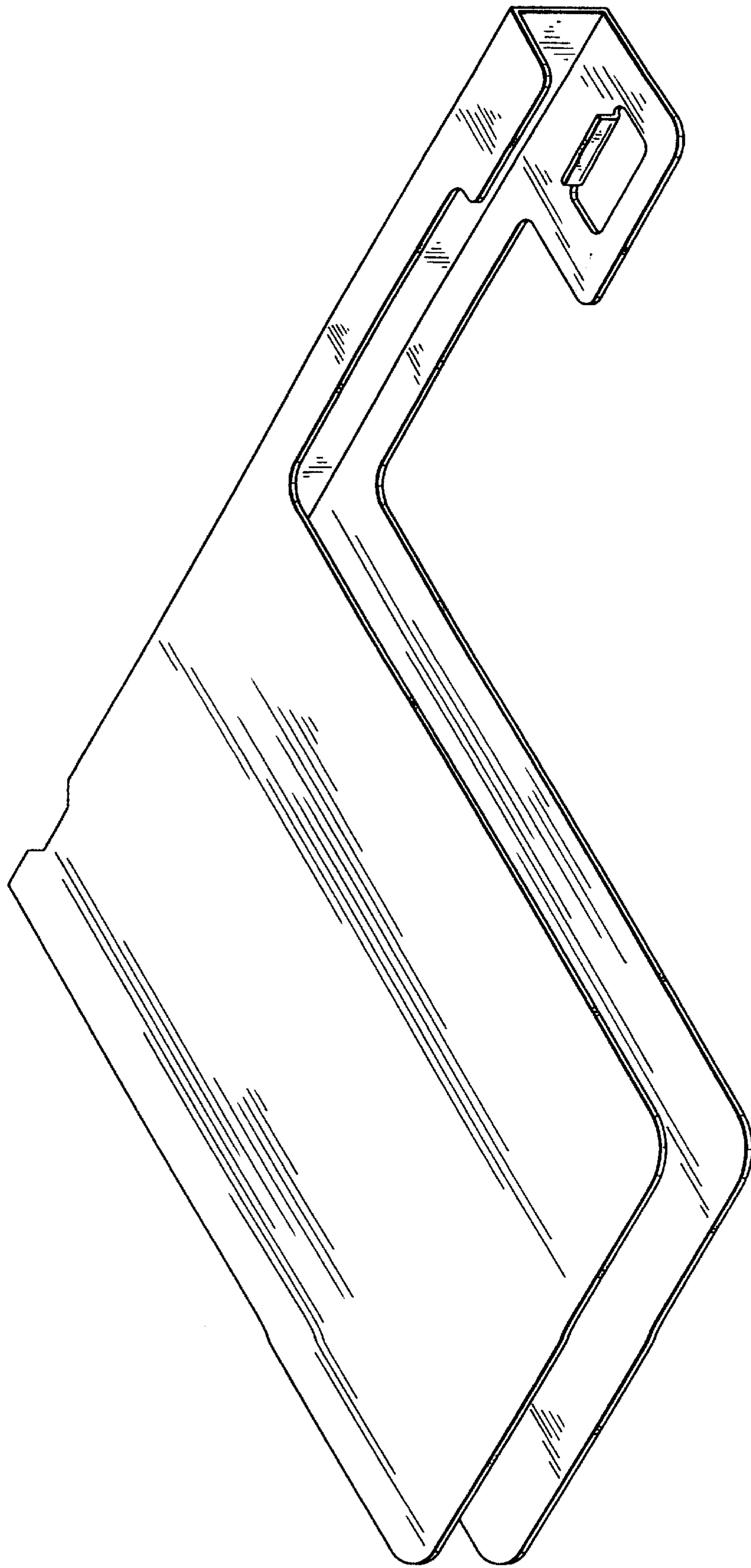


FIG. 2



FIG. 3

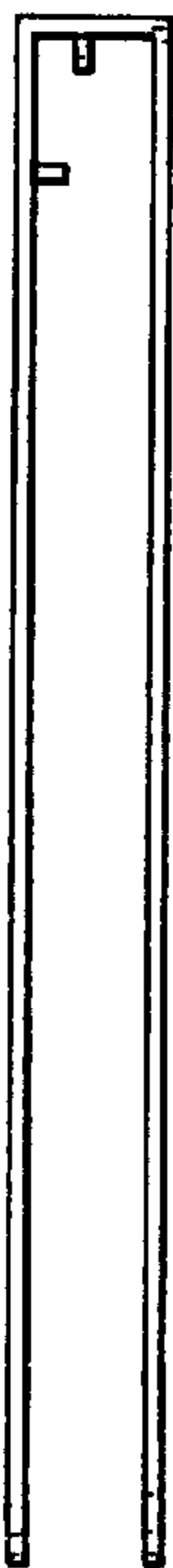


FIG. 6



FIG. 5



FIG. 7

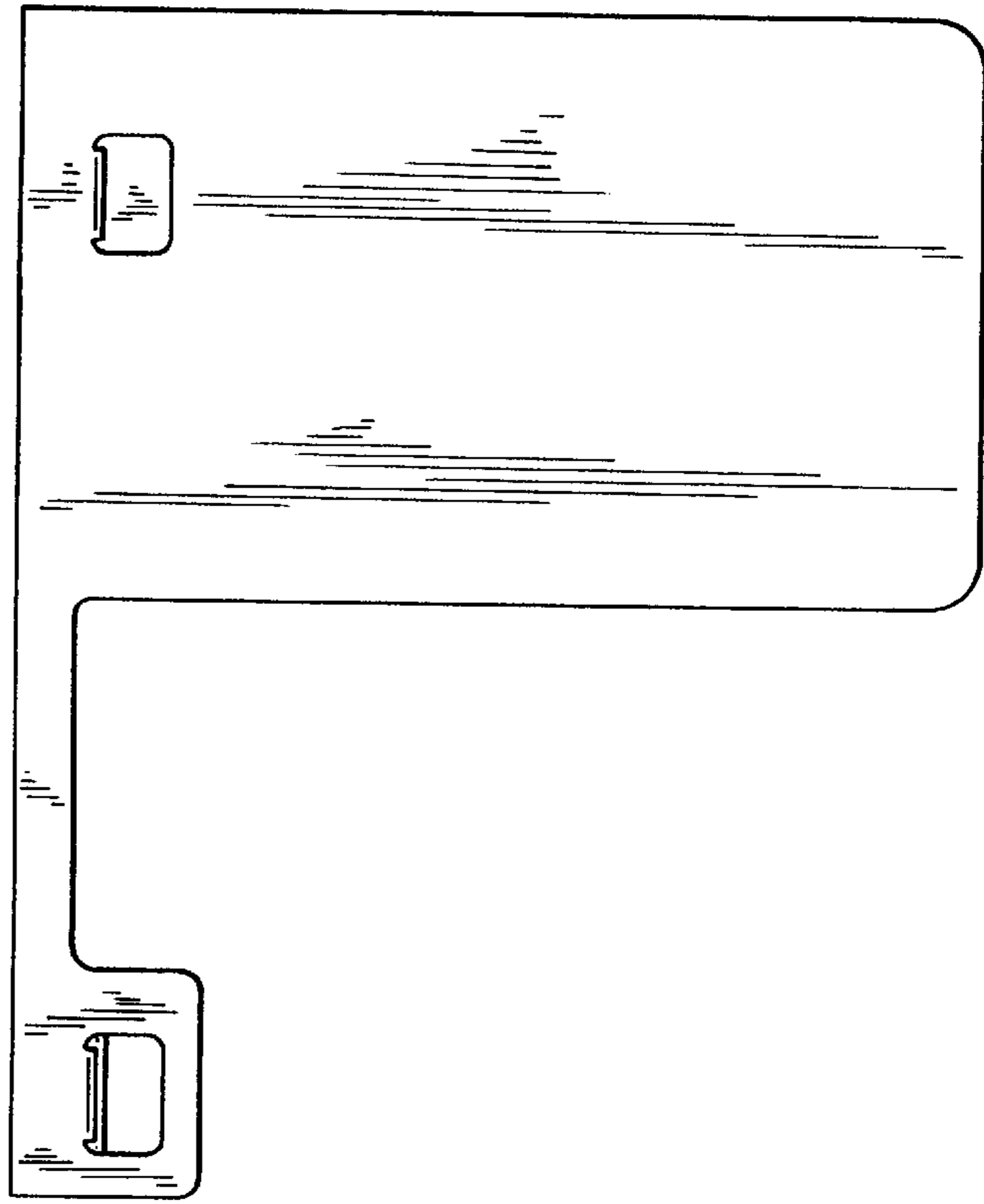


FIG. 4

