



US00D423486S

United States Patent [19] Hodgson

[11] Patent Number: Des. 423,486

[45] Date of Patent: ** Apr. 25, 2000

[54] WINDOW FOR A COMPUTER DISPLAY SCREEN

[75] Inventor: Peter J. Hodgson, London, United Kingdom

[73] Assignee: Apple Computer, Inc., Cupertino, Calif.

[**] Term: 14 Years

[21] Appl. No.: 29/099,362

[22] Filed: Jan. 20, 1999

5,202,961	4/1993	Mills et al.	395/159
5,299,307	3/1994	Young	395/161
5,388,202	2/1995	Squires et al.	395/157
5,450,539	9/1995	Ruben	395/155
5,452,406	9/1995	Butler et al.	395/126
5,544,305	8/1996	Ohmaye et al.	395/161
5,559,942	9/1996	Gough et al.	395/155
5,596,691	1/1997	Good et al.	395/140
5,600,778	2/1997	Swanson et al.	395/333
5,627,954	5/1997	McFarland	395/139
5,634,100	5/1997	Capps	395/209
5,634,102	5/1997	Capps	395/334
5,652,876	7/1997	Ashe et al.	395/500
5,664,128	9/1997	Bauer	345/334
5,669,005	9/1997	Curbow et al.	395/777
5,710,894	1/1998	Maulsby et al.	395/326

Related U.S. Application Data

[62] Division of application No. 29/072,418, Jun. 18, 1997, Pat. No. Des. 406,122.

[51] LOC (6) Cl. 14-02

[52] U.S. Cl. D14/114.2

[58] Field of Search D14/114, 114.1-114.9; D18/24-33; D20/11; D21/324-33; D19/6; 345/326, 339-40, 347-57

OTHER PUBLICATIONS

Claris MacDraw II, Claris Corporation, 1988, p. 32.
Macintosh Graphics, 1985, pp. 49-50 and 107-108.
Inside Macintosh, vol. 1, 1985, pp. 272-274 and 297-300.

Primary Examiner—M. H. Tung
Attorney, Agent, or Firm—Nancy R. Simon

[57] CLAIM

The ornamental design for a window for a computer display screen, as shown and described.

[56] References Cited

U.S. PATENT DOCUMENTS

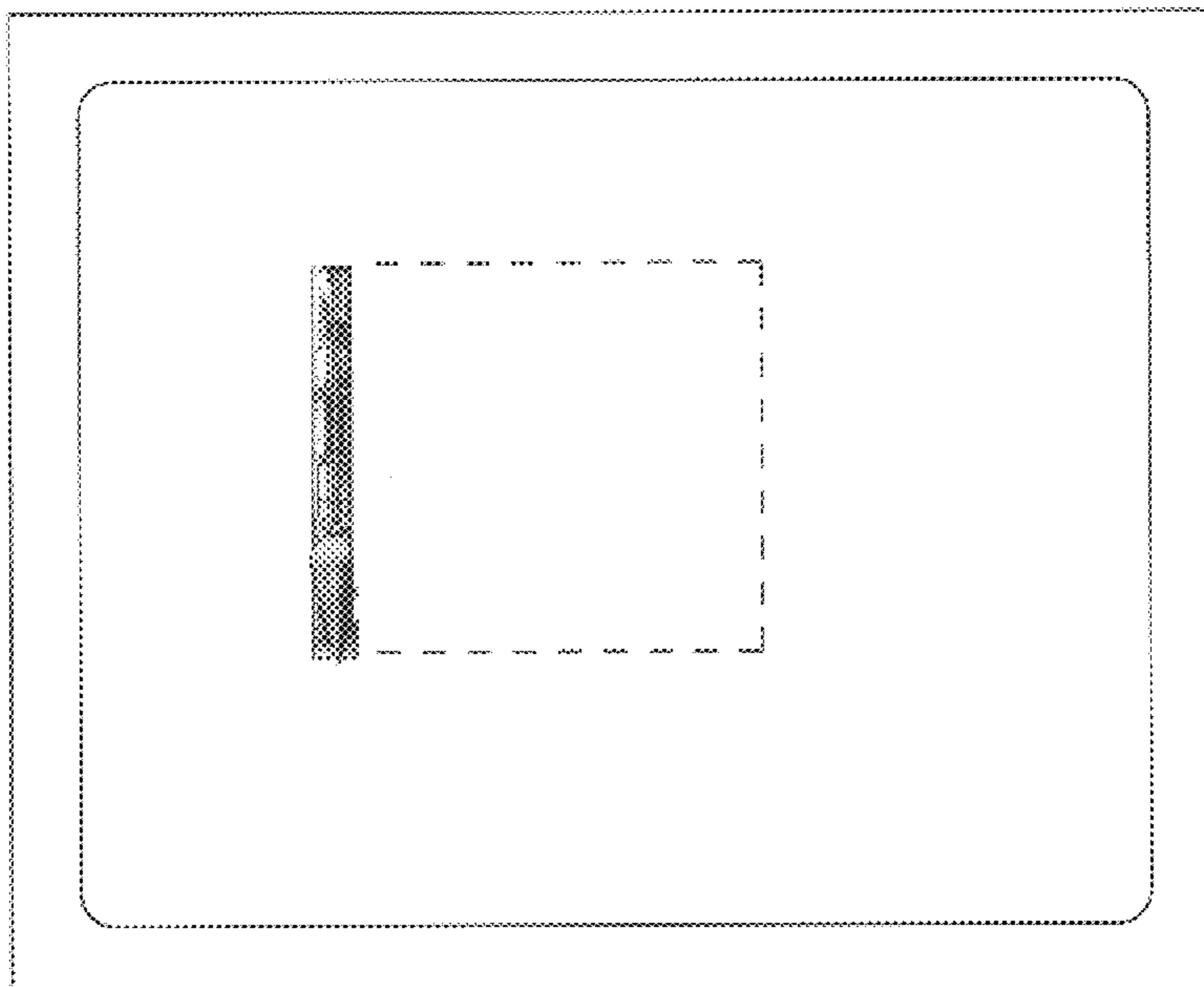
D. 296,114	6/1988	Wells-Papanek et al. .	
D. 297,243	8/1988	Wells-Papanek et al. .	
D. 391,559	3/1998	Faris et al.	D14/114.1
D. 391,947	3/1998	Faris et al.	D14/114.2
D. 392,963	3/1998	Coleman	D14/114.2
D. 393,635	4/1998	Coleman	D14/114.2
D. 402,284	12/1998	Coleman	D14/114.2
D. 404,385	1/1999	Hodgson	D14/114.2
D. 406,122	2/1999	Hodgson	D14/114.2
D. 406,123	2/1999	Hodgson	D14/114.2
5,140,677	8/1992	Fleming et al.	395/159
5,202,828	4/1993	Vertelney et al.	364/419

DESCRIPTION

FIG. 1 is a front view of a window for a computer display screen; and,
FIG. 2 is a front view of a second embodiment thereof.
The broken line drawing of a window border in both figure views is for illustrative purposes only and forms no part of the claimed design.

1 Claim, 2 Drawing Sheets

(1 of 2 Drawing Sheet(s) Filed in Color)



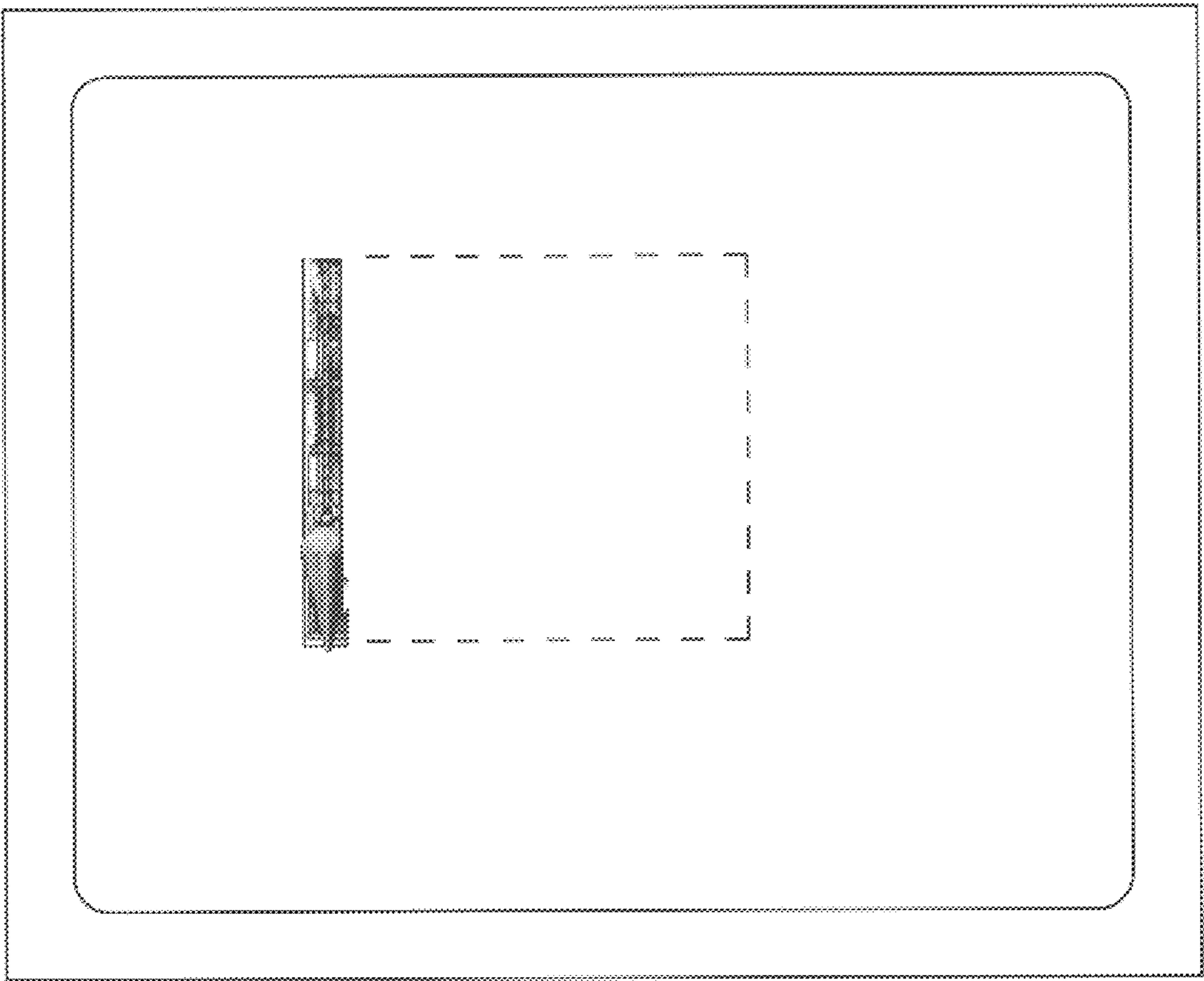


FIG. 1

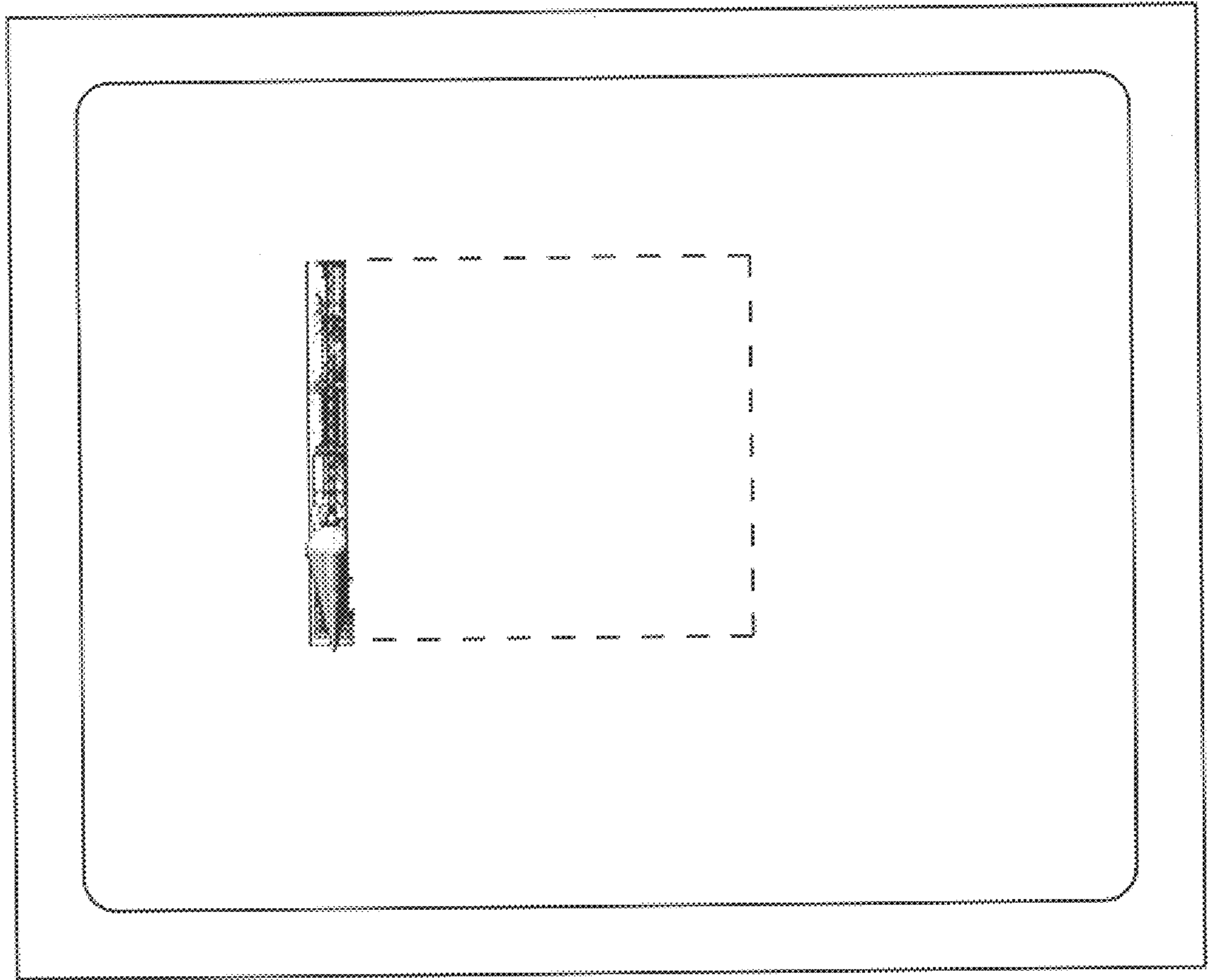


FIG. 2