



US00D423476S

United States Patent [19]
Fujii

[11] **Patent Number: Des. 423,476**
[45] **Date of Patent: ** Apr. 25, 2000**

[54] **COMPUTER MONITOR**

[75] Inventor: **Mitsunari Fujii**, Hyogo, Japan
[73] Assignee: **Matsushita Electric Industrial Co., Ltd.**, Japan
[**] Term: **14 Years**

[21] Appl. No.: **29/104,297**
[22] Filed: **May 3, 1999**

[30] **Foreign Application Priority Data**

Nov. 11, 1998 [JP] Japan 10-32712

[51] **LOC (6) Cl.** **14-02**
[52] **U.S. Cl.** **D14/113; D14/126**
[58] **Field of Search** D14/100, 101,
D14/113, 124-129; 248/917-924; 345/104,
133, 156, 168, 87, 173

[56] **References Cited**

U.S. PATENT DOCUMENTS

D. 388,408 12/1997 Takemasa et al. D14/113
D. 388,409 12/1997 Takemasa et al. D14/113

FOREIGN PATENT DOCUMENTS

915290 12/1994 Japan .
921961 3/1995 Japan .
922971 4/1995 Japan .
949162 3/1996 Japan .
949170 3/1996 Japan .
978918 4/1997 Japan .
992490 10/1997 Japan .

Primary Examiner—Freda Nunn
Attorney, Agent, or Firm—Saidman DesignLaw Group

[57] **CLAIM**

The ornamental design for a computer monitor, as shown and described.

DESCRIPTION

FIG. 1 is a perspective view of the top, front and right side of a computer monitor showing my new design;
FIG. 2 is a front view thereof;
FIG. 3 is a top plan view thereof;
FIG. 4 is a right side view thereof the undisclosed left side view is a mirror image;
FIG. 5 is a rear view thereof; and,
FIG. 6 is a bottom view thereof.

1 Claim, 6 Drawing Sheets




FIG. 1




FIG. 2




FIG. 3

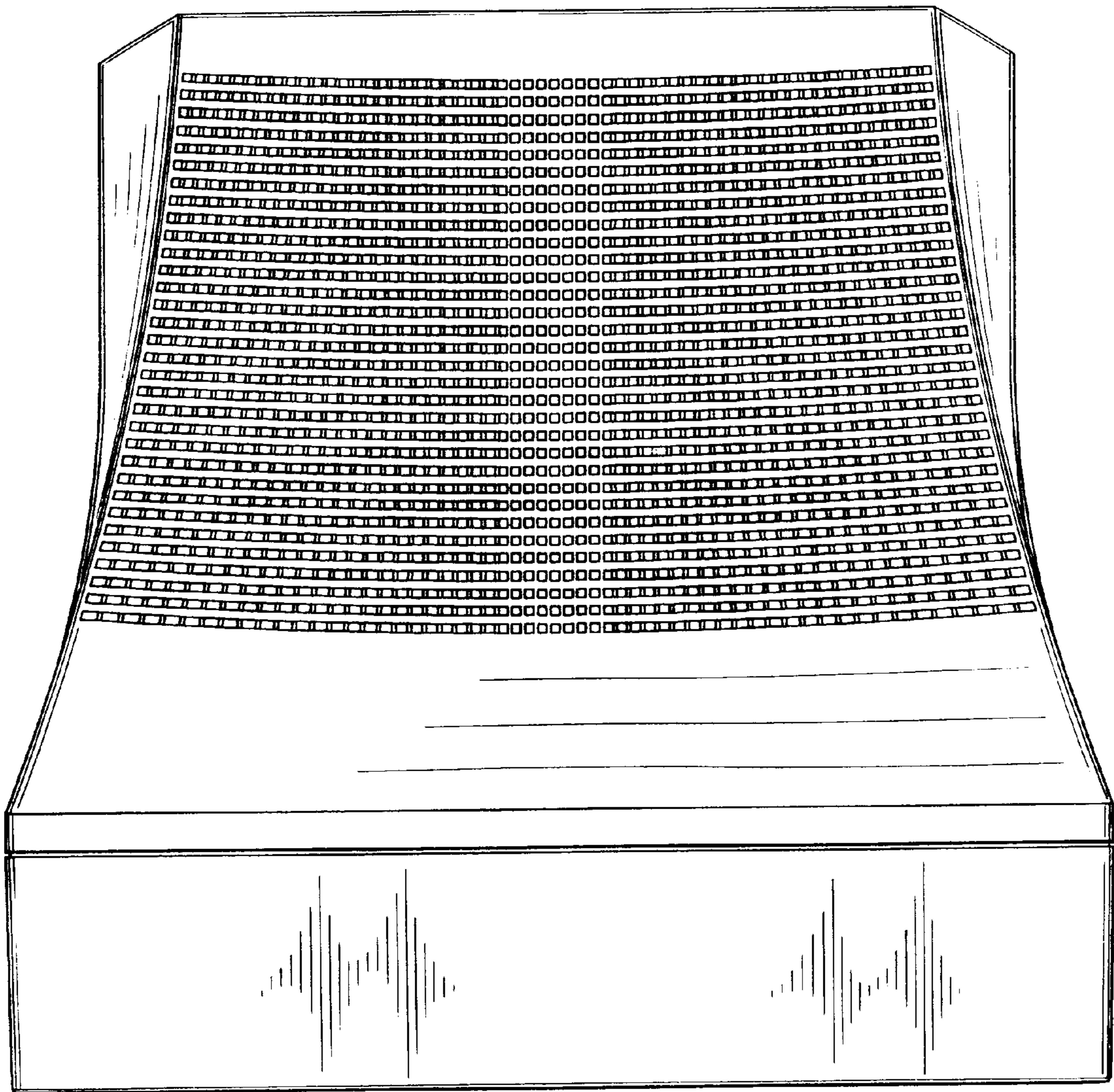


FIG. 4

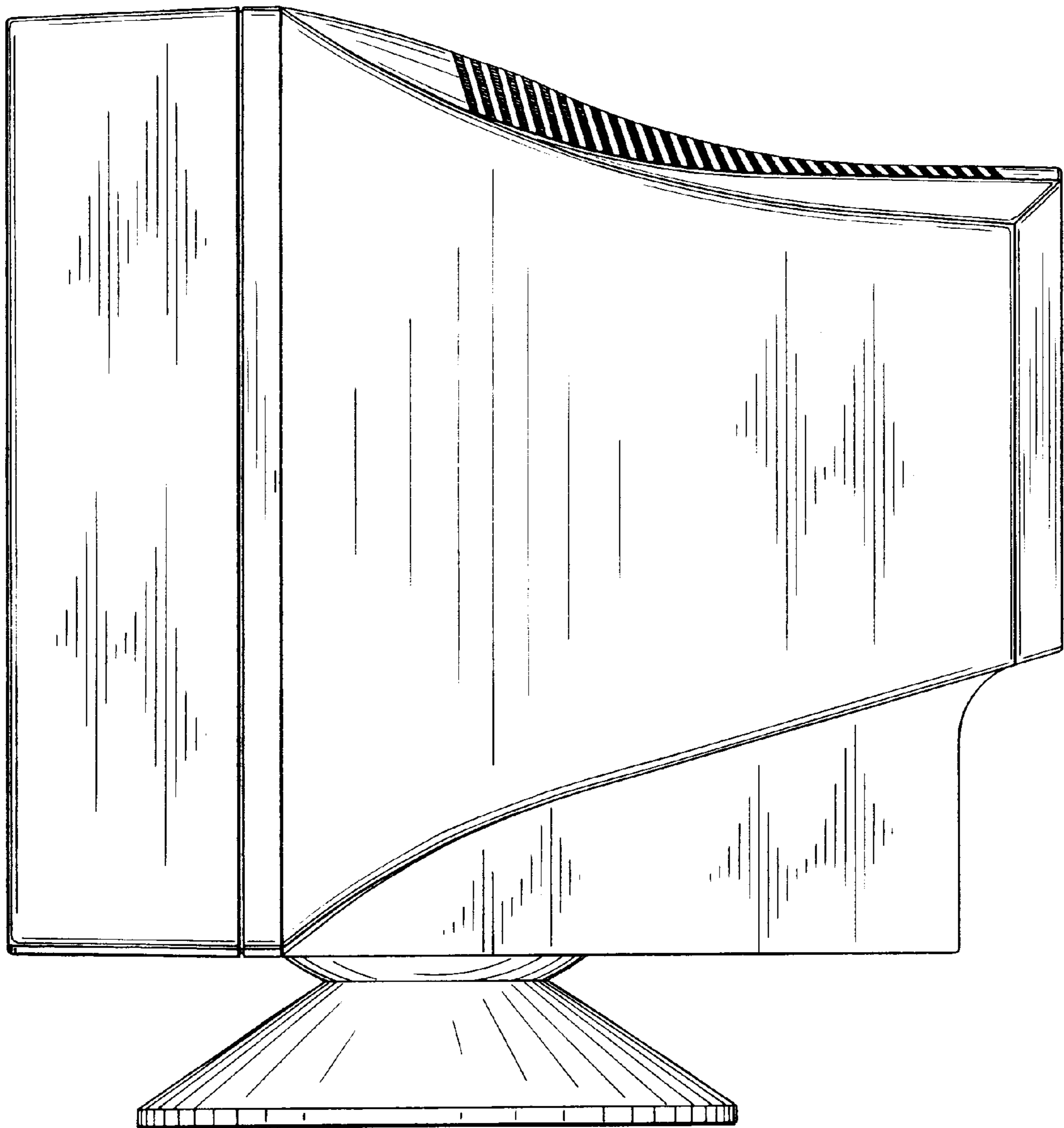


FIG. 5

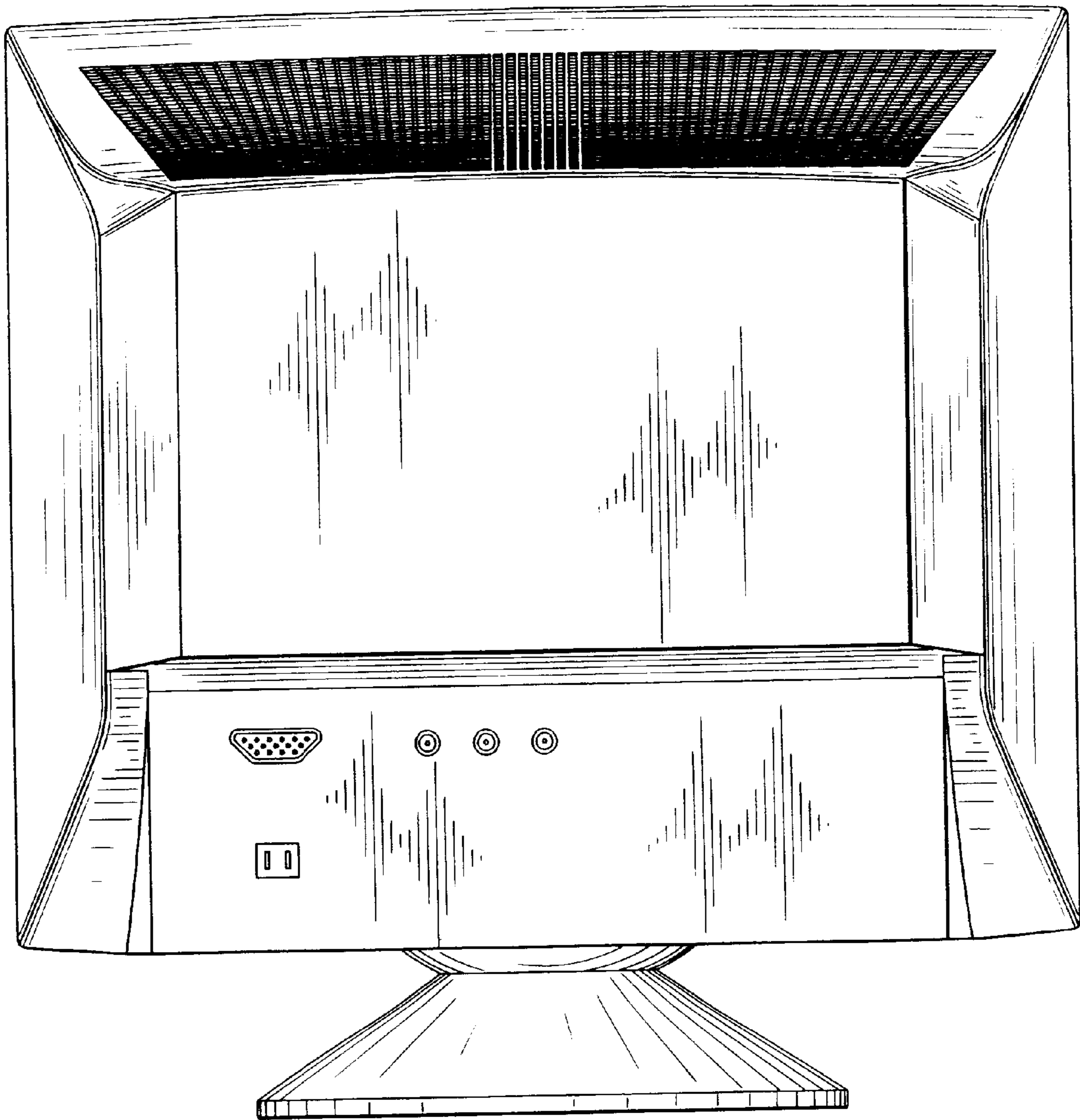


FIG. 6

