



US00D423460S

**United States Patent** [19]  
**Lux, Jr.**

[11] **Patent Number: Des. 423,460**  
[45] **Date of Patent: \*\* Apr. 25, 2000**

[54] **CONTRACTOR'S TEMPORARY ELECTRICAL SERVICE MODULE**

[75] Inventor: **Robert J. Lux, Jr.**, Broken Arrow, Okla.

[73] Assignee: **Armin Thermodynamics**, Broken Arrow, Okla.

[\*\*] Term: **14 Years**

[21] Appl. No.: **29/098,708**

[22] Filed: **Jan. 5, 1999**

[51] **LOC (6) Cl.** ..... **13-03**

[52] **U.S. Cl.** ..... **D13/152**

[58] **Field of Search** ..... **D13/152, 184; D14/240; 385/135; 174/38**

[56] **References Cited**

**U.S. PATENT DOCUMENTS**

D. 103,439	3/1937	Cruser	.....	D13/184	X
D. 115,206	6/1939	Huff	.....	D13/152	
D. 179,082	10/1956	Hudson	.....	D13/152	
D. 286,040	10/1986	La Valle	.....	D13/24	
D. 307,580	5/1990	Reali	.....	D13/133	
D. 314,182	1/1991	Moerman	.....	D13/152	
3,404,212	10/1968	Mack et al.	.....	174/38	
3,812,279	5/1974	Voegeli	.....	174/38	
4,242,533	12/1980	Cott	.....	174/38	

4,307,436	12/1981	Eckart et al.	.....	361/363	
4,542,437	9/1985	Ellis et al.	.....	174/38	X
4,785,376	11/1988	Dively	.....	361/334	
4,873,600	10/1989	Vogele	.....	361/426	
4,888,448	12/1989	Moerman	.....	174/38	
4,951,182	8/1990	Simonson et al.	.....	362/145	
5,134,541	7/1992	Frouin	.....	361/334	
5,212,623	5/1993	Wilson et al.	.....	361/334	
5,446,823	8/1995	Bingham et al.	.....	385/135	
5,726,507	3/1998	Tipton	.....	307/147	
5,758,004	5/1998	Alarcon et al.	.....	385/135	

*Primary Examiner*—Joel Sincavage  
*Attorney, Agent, or Firm*—Head, Johnson & Kachigian

[57] **CLAIM**

The ornamental design for a contractor's temporary electrical service module, as shown and described.

**DESCRIPTION**

FIG. 1 is an isometric view of one perspective of my design showing my contractor's temporary electrical service module.

FIG. 2 is an isometric view of another perspective of my design.

FIG. 3 is an elevational view of one side of my design, the opposite elevational side view being the same.

FIG. 4 is a top plan view of my design; and,

FIG. 5 is a bottom view of my design.

**1 Claim, 2 Drawing Sheets**

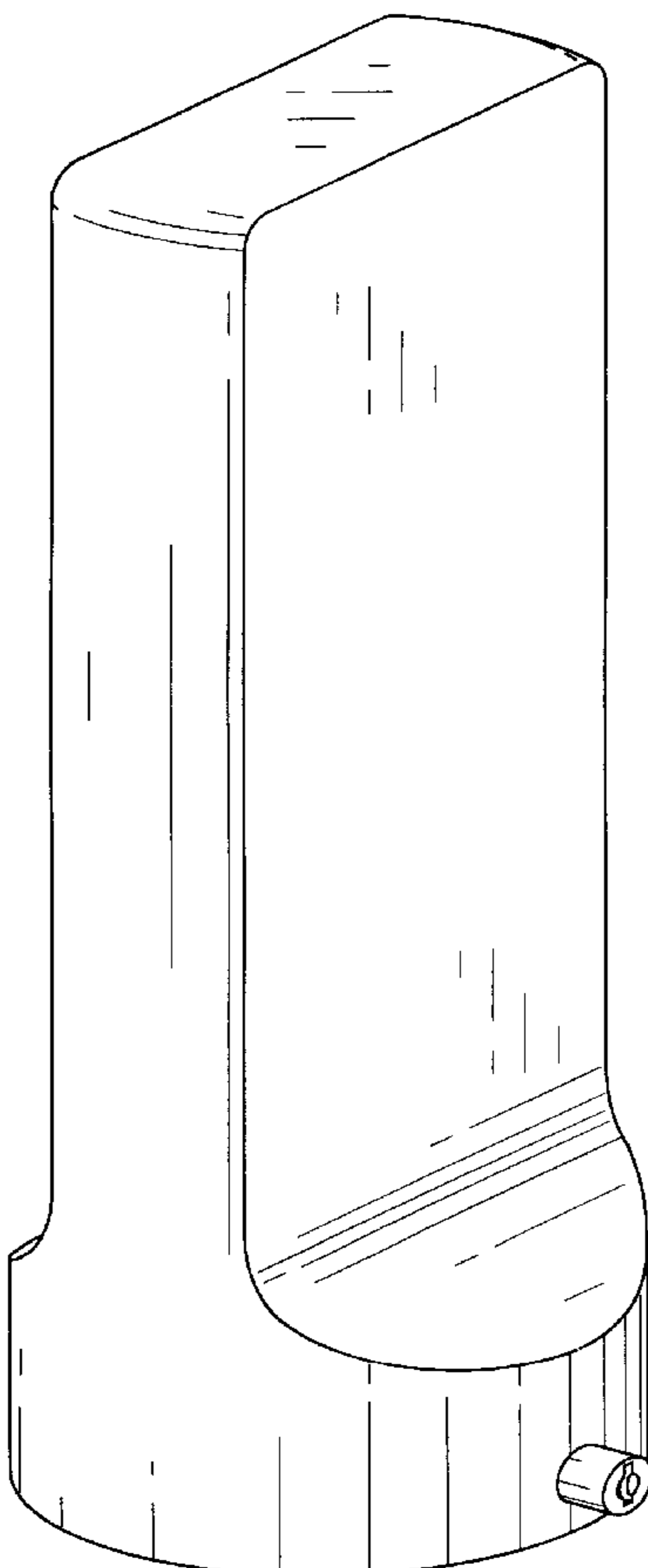


FIG. 1

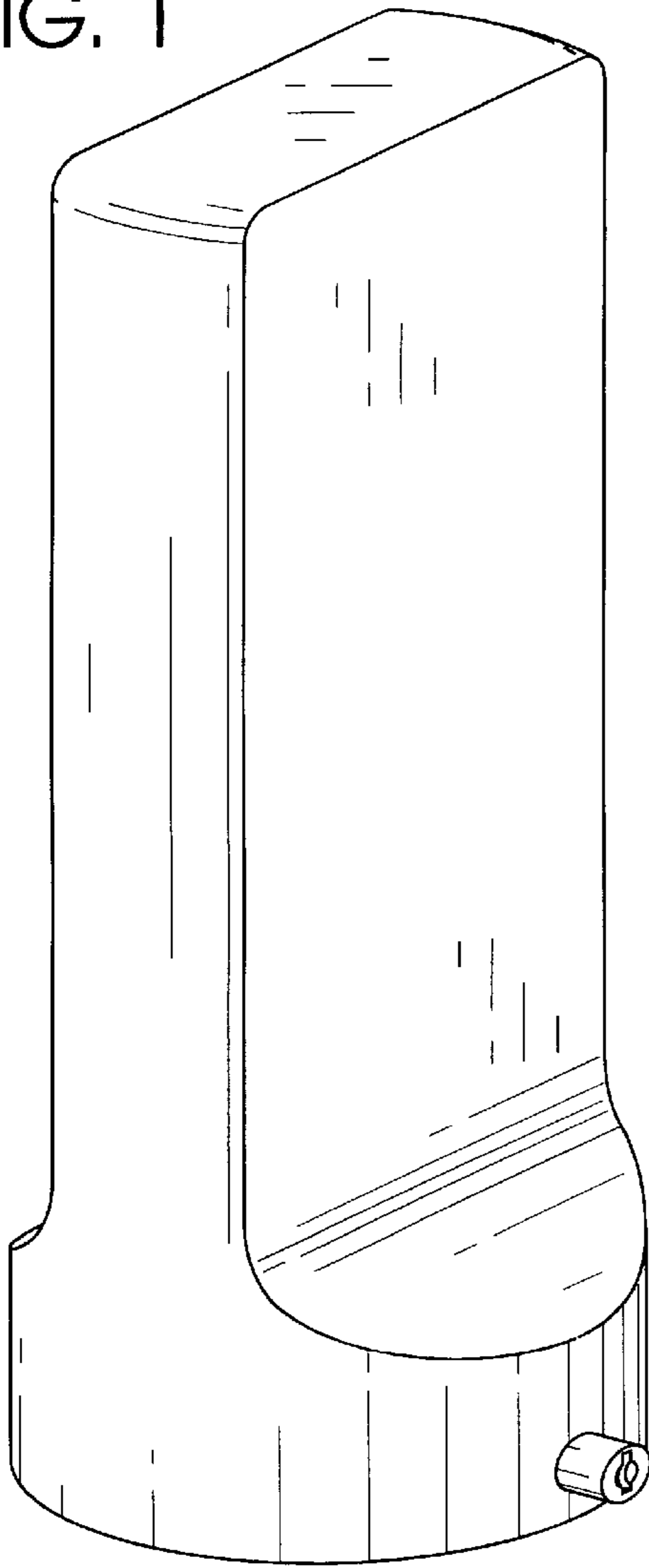


FIG. 2

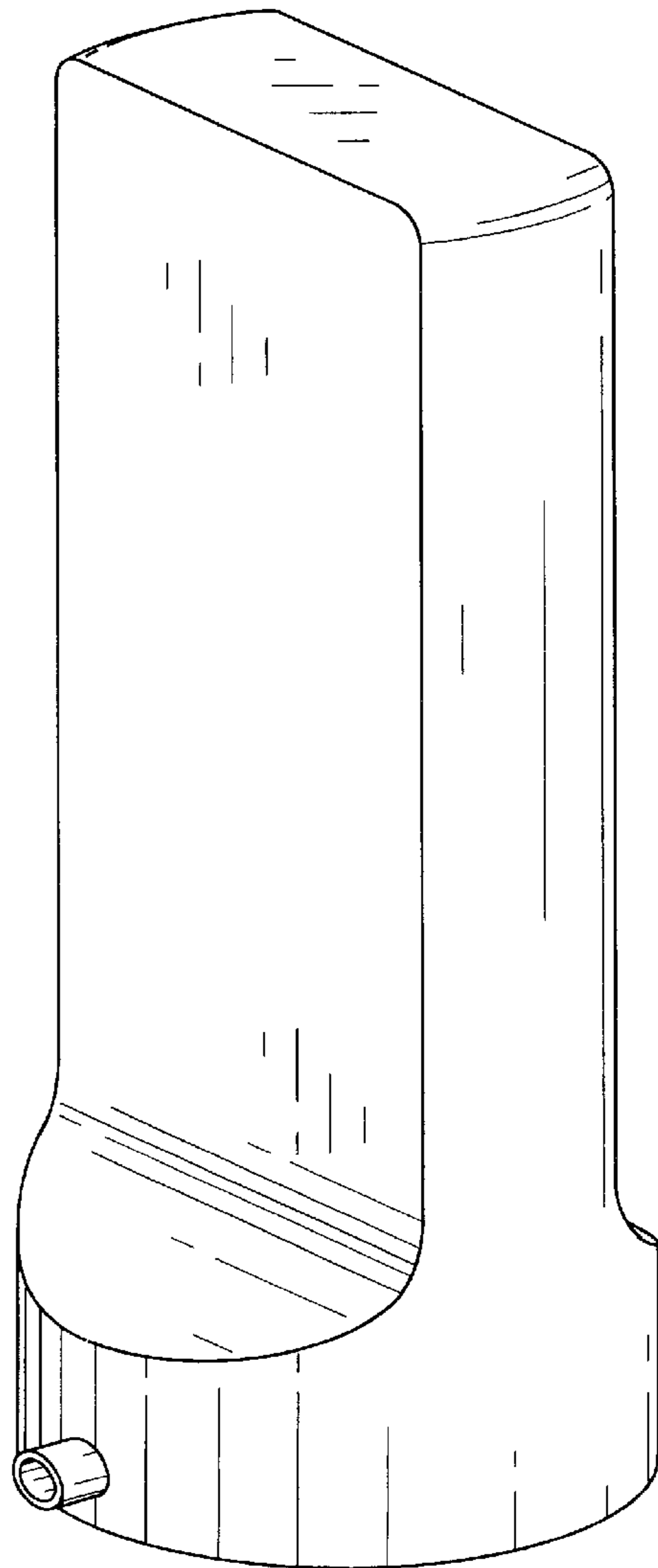


FIG. 3

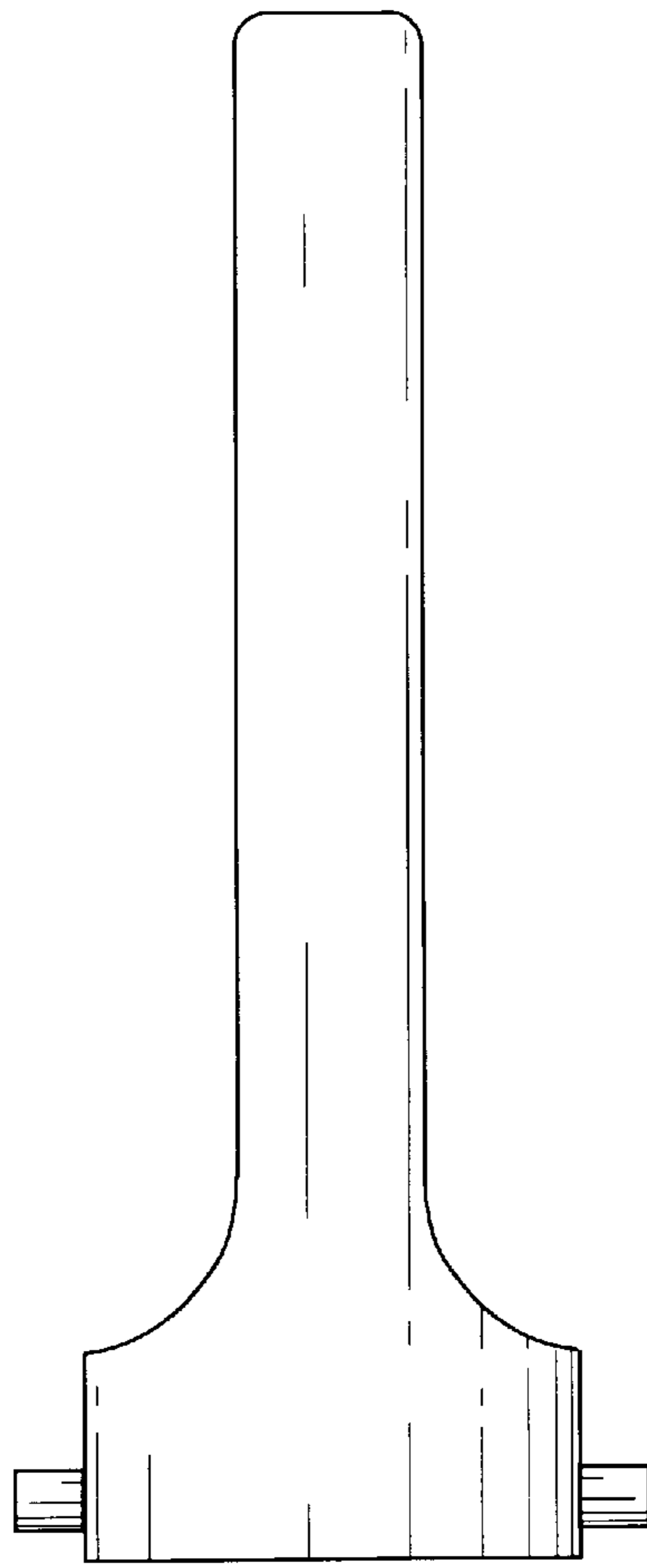


FIG. 4

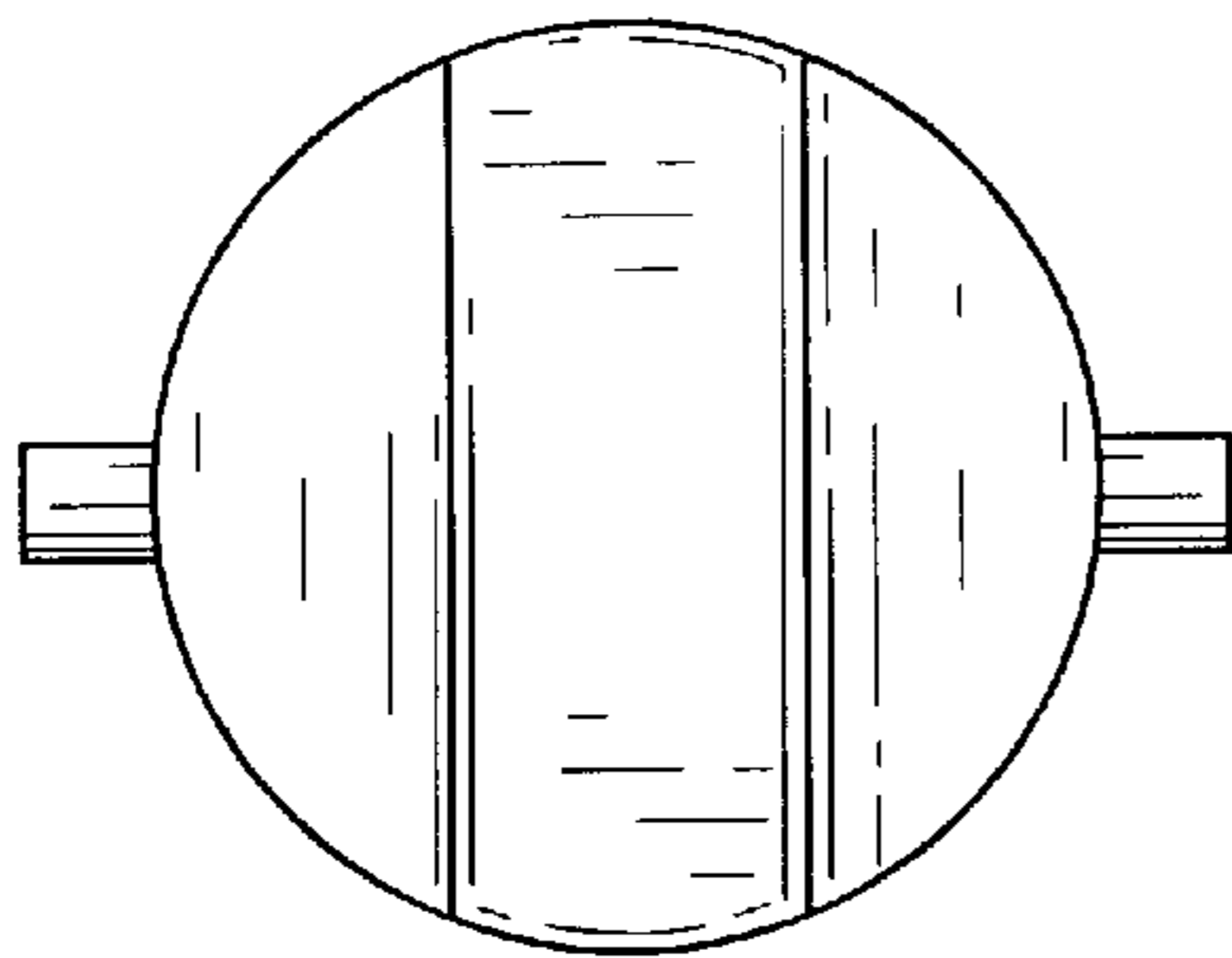


FIG. 5

