



US00D423440S

United States Patent [19] Sneed

[11] **Patent Number: Des. 423,440**

[45] **Date of Patent: ** Apr. 25, 2000**

[54] **AUTOMOBILE PARKING PAD**

[75] Inventor: **Brett A. Sneed**, Overland Park, Kans.

[73] Assignee: **Better Life Technology, L.L.C.**,
Overland Park, Kans.

[**] Term: **14 Years**

[21] Appl. No.: **29/102,423**

[22] Filed: **Mar. 25, 1999**

[51] **LOC (6) Cl.** **12-16**

[52] **U.S. Cl.** **D12/203**

[58] **Field of Search** D12/203, 217;
15/215, 216, 217; 296/97.23; 428/82, 83,
141, 182

[56] **References Cited**

U.S. PATENT DOCUMENTS

D. 171,974	4/1954	Jackler	D12/203
D. 174,795	5/1955	Caldwell	D12/203
D. 179,858	3/1957	Moor, Jr.	D12/203
D. 330,536	10/1992	Holloway et al.	D12/203
D. 339,560	9/1993	Byrd	D12/203
D. 365,544	12/1995	Snyder et al.	D12/203
441,785	12/1890	White	15/215
729,923	6/1903	Ellis	.	
1,409,125	3/1922	Stanwood	15/215
1,948,327	2/1934	Berwick	.	
2,057,873	10/1936	Atwood	296/97.23
2,512,310	6/1950	Corson	15/215
2,667,654	2/1954	Peterson	D12/203 X
3,298,290	1/1967	Fresne	.	
3,577,581	5/1971	Stata	.	
3,640,459	2/1972	Preisler	296/97.23
3,864,185	2/1975	Johnson et al.	428/182
4,287,693	9/1981	Collette	.	

4,420,180	12/1983	Dupont et al.	.	
4,765,670	8/1988	Jackson	15/217
5,190,799	3/1993	Ellingson, III	.	
5,626,933	5/1997	Long	.	
5,776,583	7/1998	Peyton	.	
5,815,995	10/1998	Adam	.	

Primary Examiner—Robert M. Spear
Attorney, Agent, or Firm—Stinson, Mag & Fizzell, P.C.

[57] **CLAIM**

The ornamental design for an automobile parking pad, as shown and described.

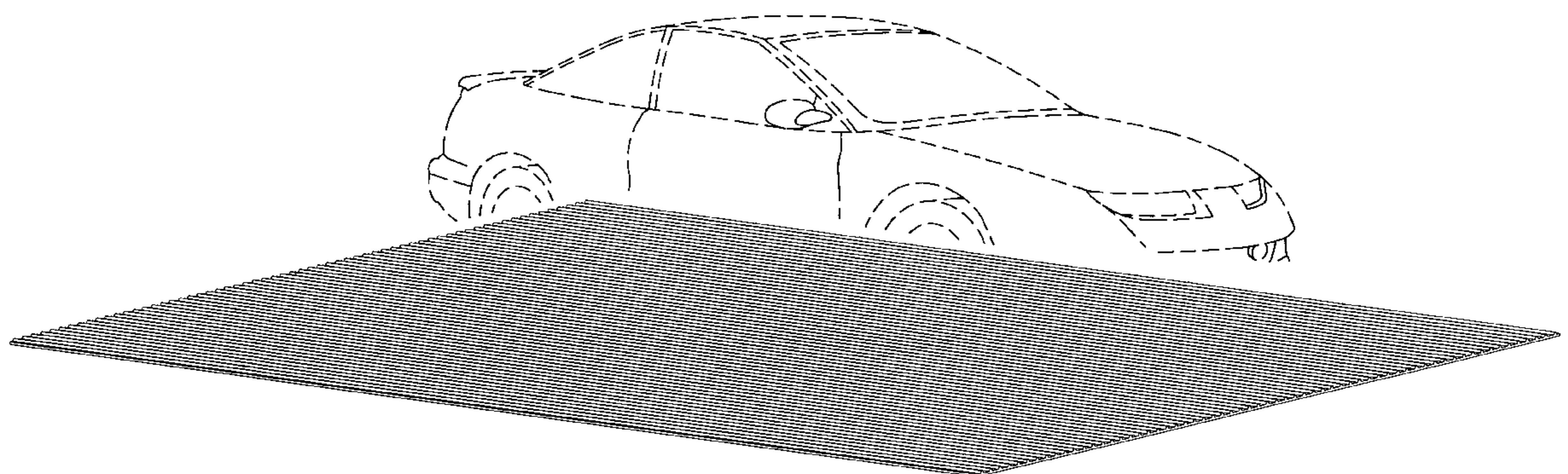
DESCRIPTION

FIG. 1 is a perspective view of the automobile parking pad of the present invention, showing an automobile parked thereon to illustrate the environment of the invention; FIG. 2 is a fragmentary top plan view of the automobile parking pad of FIG. 1, it being understood that the rib and nipple pattern repeats uniformly across the parking pad; FIG. 3 is a side elevational view of the automobile parking pad of FIG. 2, the opposite side elevational view being a mirror image thereof; FIG. 4 is a fragmentary end view of the automobile parking pad of FIG. 2, the opposite end being a mirror image thereof; FIG. 5 is a fragmentary side elevational view of the right-most portion of FIG. 3; and, FIG. 6 is a fragmentary end view of the left-hand side of FIG. 4.

The broken lines defining an automobile in FIG. 1 are for illustrative purposes only and form no part of the claimed design.

The bottom view of the automobile parking pad is plain and unornamented and, thus, is not illustrated in the accompanying drawings.

1 Claim, 2 Drawing Sheets



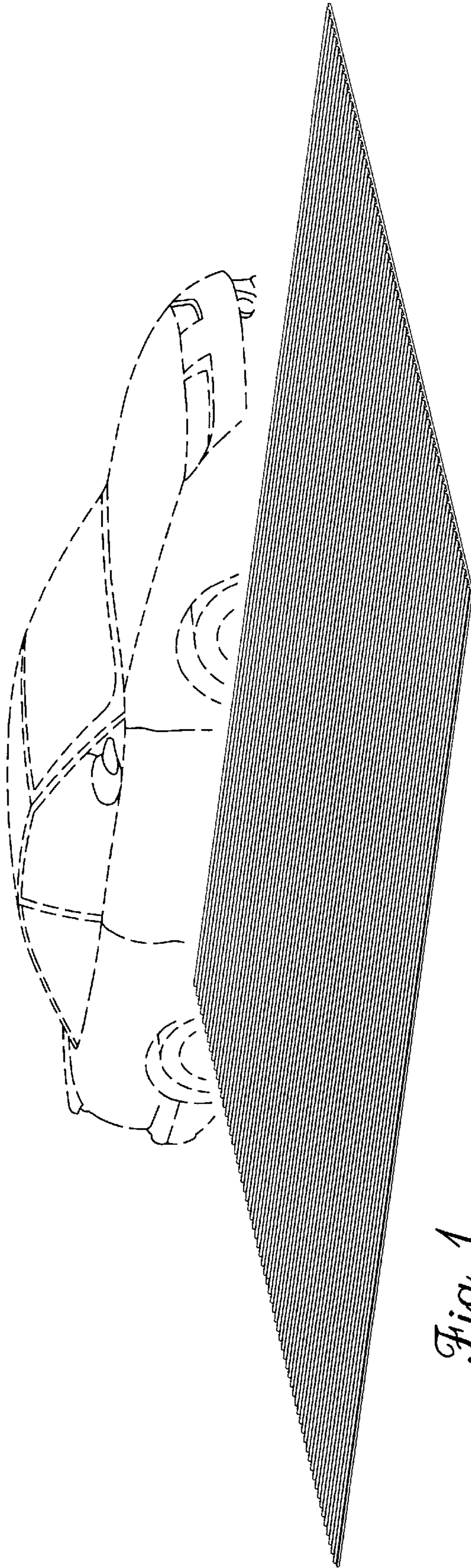


Fig. 1.




Fig. 2.



Fig. 3.

Fig. 4.




Fig. 5.

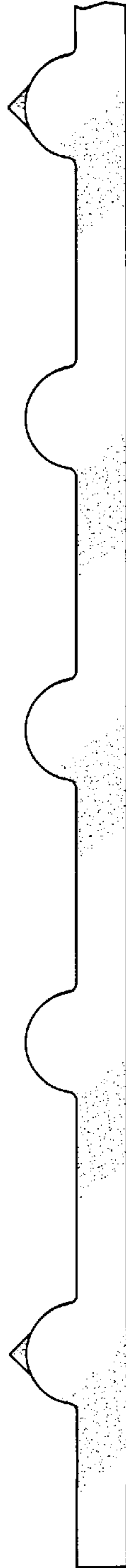


Fig. 6.