



US00D423439S

United States Patent [19]
Moore

[11] **Patent Number: Des. 423,439**

[45] **Date of Patent: ** Apr. 25, 2000**

[54] **VAN MAT**

D. 404,351 1/1999 Kruk D12/203
5,786,065 7/1998 Annis et al. 428/141

[76] Inventor: **Patricia R. Moore**, 605 N. Cherry St.,
O'Fallon, Ill. 62269

Primary Examiner—Robert M. Spear
Attorney, Agent, or Firm—Richard C. Litman

[**] Term: **14 Years**

[57] **CLAIM**

[21] Appl. No.: **29/087,728**

The ornamental design for a van mat, as shown and described.

[22] Filed: **May 7, 1998**

DESCRIPTION

[51] **LOC (6) Cl.** **12-16**

[52] **U.S. Cl.** **D12/203**

[58] **Field of Search** D6/582, 583, 585,
D6/586, 592; D12/203, 400; 15/215, 216,
217; 296/97.23; 428/82, 83, 141

FIG. 1 is an environmental top view of a van mat showing my new design;

FIG. 2 is an environmental bottom view thereof;

FIG. 3 is a front elevational view with the rear view being a mirror image thereof;

FIG. 4 is a right side elevational view thereof; and,

FIG. 5 is a left side elevational view thereof.

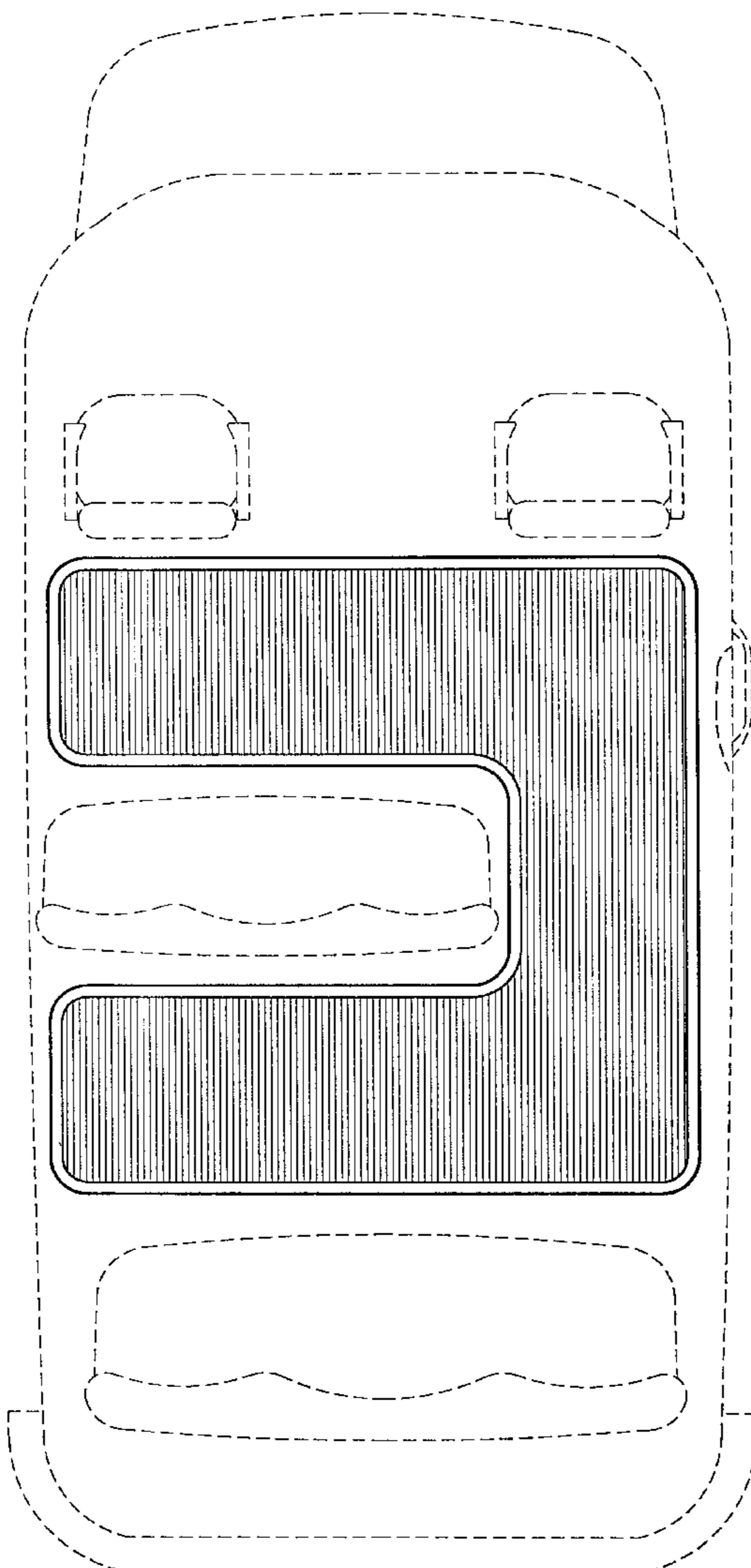
In the drawings, the broken line showing of environmental structure is for illustrative purposes only and forms no part of the claimed design.

[56] **References Cited**

U.S. PATENT DOCUMENTS

D. 208,764 10/1967 Dudley D12/203
D. 225,735 1/1973 Bowman D12/203
D. 278,525 4/1985 Morawski D12/203
D. 325,555 4/1992 Primeau D12/203

1 Claim, 2 Drawing Sheets



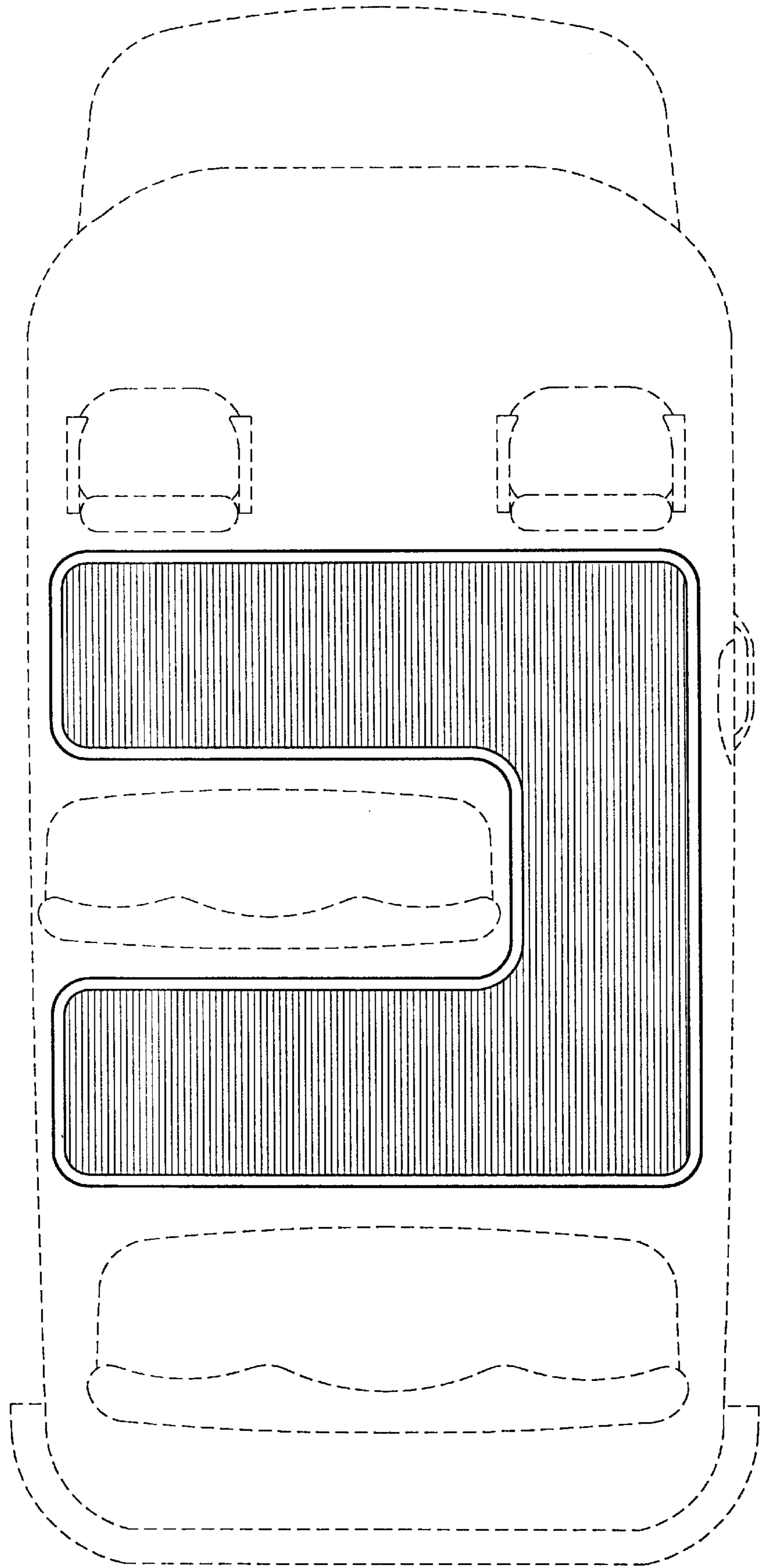


Fig. 1

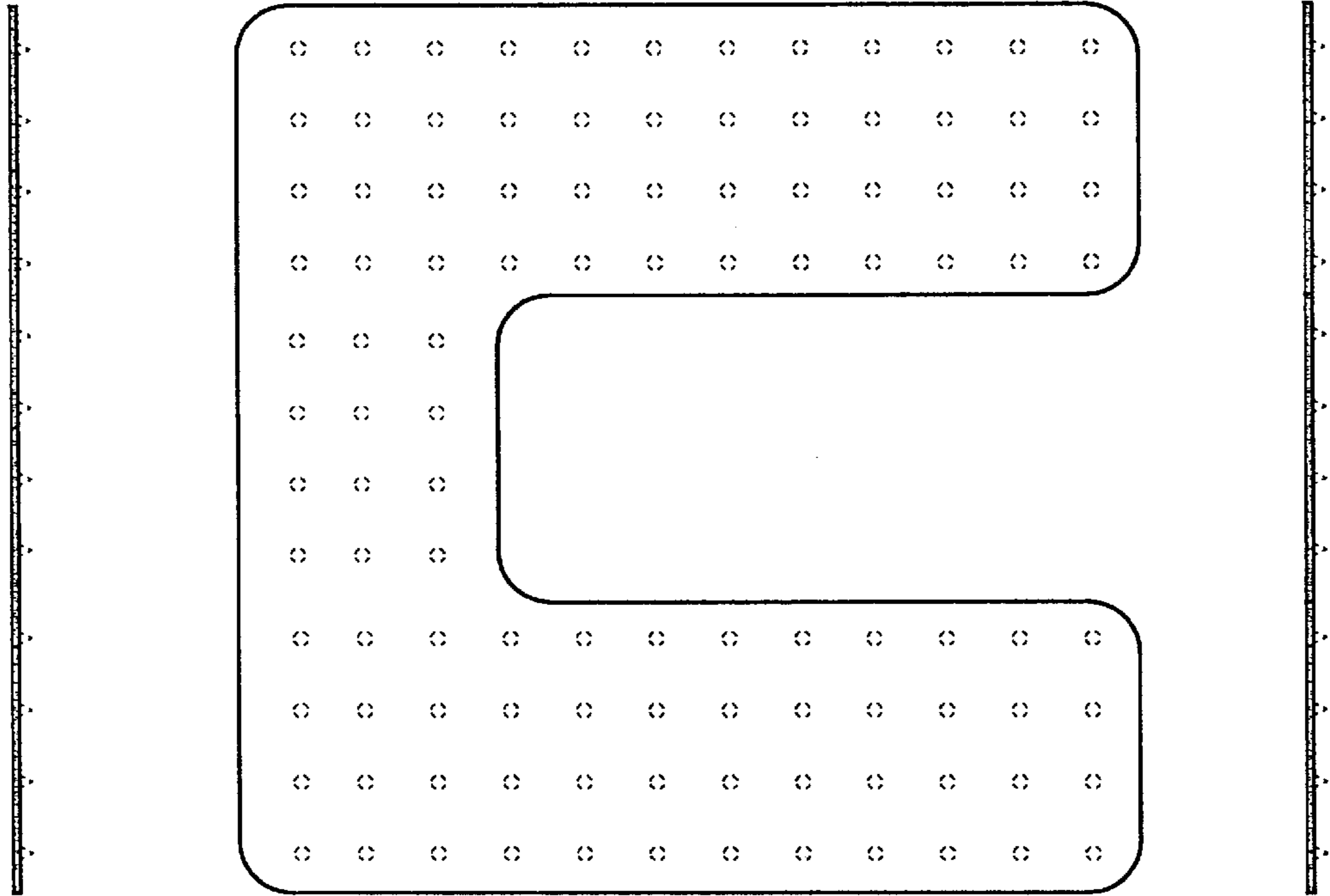


Fig. 5

Fig. 2

Fig. 4




Fig. 3