



US00D423431S

United States Patent [19] Minh

[11] **Patent Number: Des. 423,431**

[45] **Date of Patent: ** Apr. 25, 2000**

[54] **AUTOMOBILE SPOILER WITH BRAKE LIGHT**

[76] Inventor: **Phuc Tran Minh**, 72 Bloomington Cr., North York, Ont., Canada, M3N-1R1

[**] Term: **14 Years**

[21] Appl. No.: **29/102,491**

[22] Filed: **Mar. 25, 1999**

[51] **LOC (6) Cl.** **12-16**

[52] **U.S. Cl.** **D12/181**

[58] **Field of Search** D12/181; 180/68.1, 180/903; 296/180.1-180.5, 91; 160/133, DIG. 1

[56] **References Cited**

U.S. PATENT DOCUMENTS

D. 290,453	6/1987	Konen et al.	D12/181
D. 290,454	6/1987	Menking et al.	D12/181
D. 290,455	6/1987	Konen et al.	D12/181
D. 320,973	10/1991	Ichinose	D12/181
D. 349,085	7/1994	Borgmann et al.	D12/181
D. 354,470	1/1995	Watanabe	D12/181
D. 376,341	12/1996	Kovach et al.	D12/181
D. 376,570	12/1996	Grisel	D12/181
D. 377,925	2/1997	Hatter	D12/181
D. 382,238	8/1997	Fink	D12/181

D. 401,199	11/1998	Kovach et al.	D12/181
D. 403,638	1/1999	Boniface et al.	D12/181
D. 409,963	5/1999	Mobius	D12/181
4,558,898	12/1985	Deaver	D12/181 X

Primary Examiner—Doris V. Coles

Assistant Examiner—Stacia Sinuik

[57] **CLAIM**

The ornamental design for an automobile spoiler with brake light, as shown and described.

DESCRIPTION

FIG. 1 is a top left rear perspective view of an automobile spoiler with brake light showing my new design.

FIG. 2 is a top plan view thereof;

FIG. 3 is a rear elevation view thereof;

FIG. 4 is a bottom plan view thereof;

FIG. 5 is an enlarged section view taken along line 5—5 in FIG. 4;

FIG. 6 is an enlarged section view taken along line 6—6 in FIG. 4;

FIG. 7 is an enlarged section view taken along line 7—7 in FIG. 4;

FIG. 8 is a front elevation view thereof; and,

FIG. 9 is an enlarged left side elevation view thereof, the opposite side elevation view being a mirror image thereof.

1 Claim, 2 Drawing Sheets

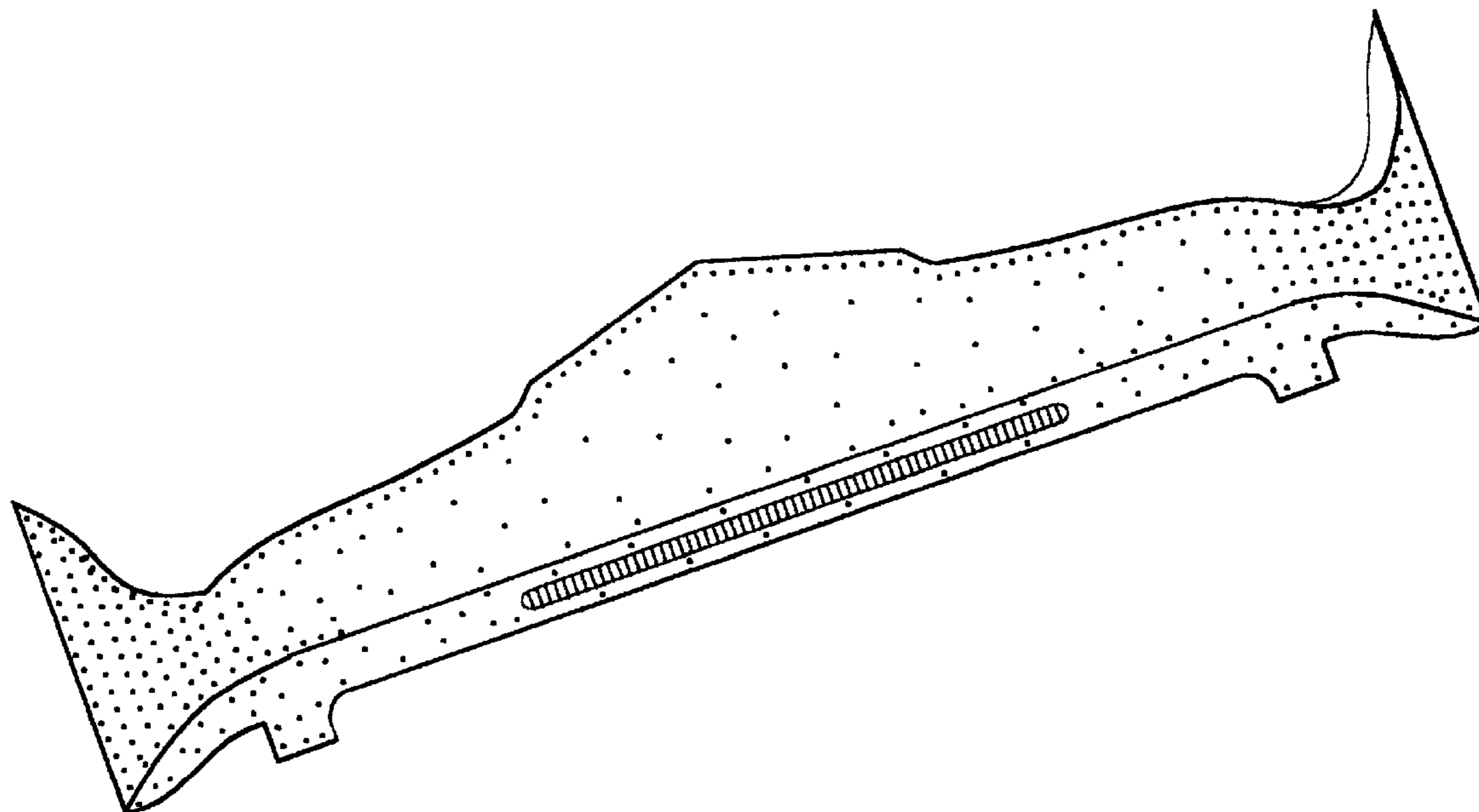


Fig 1

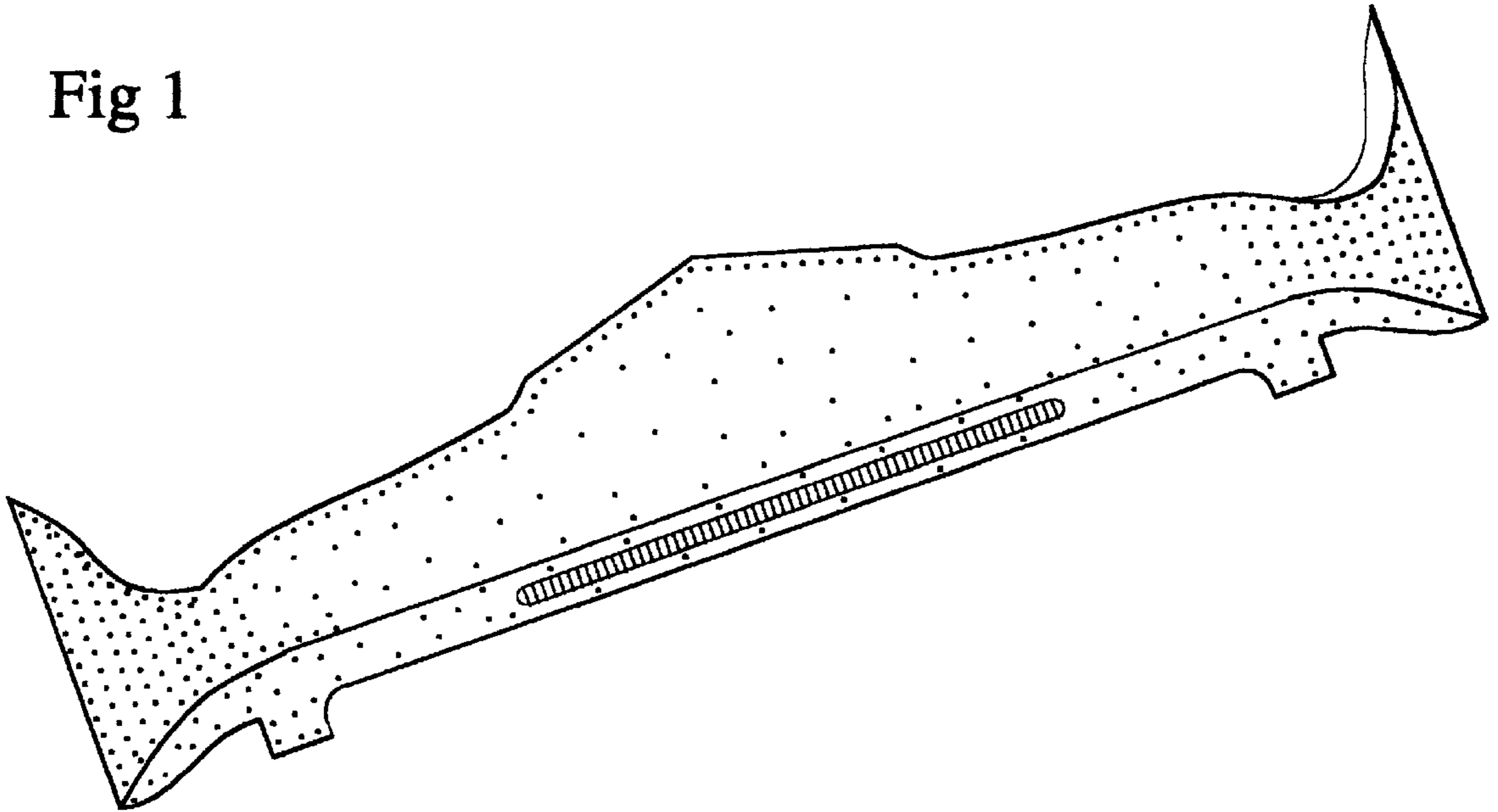


Fig 2

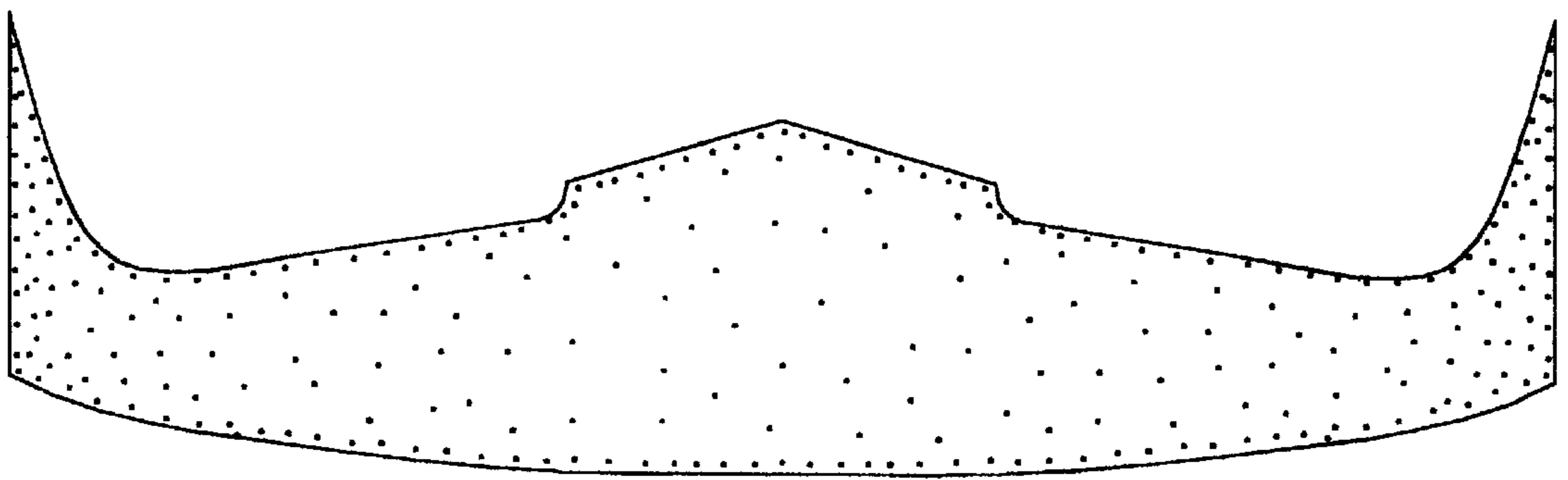


Fig 3

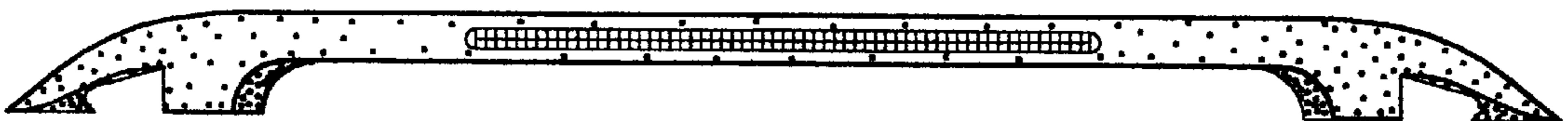


Fig 4

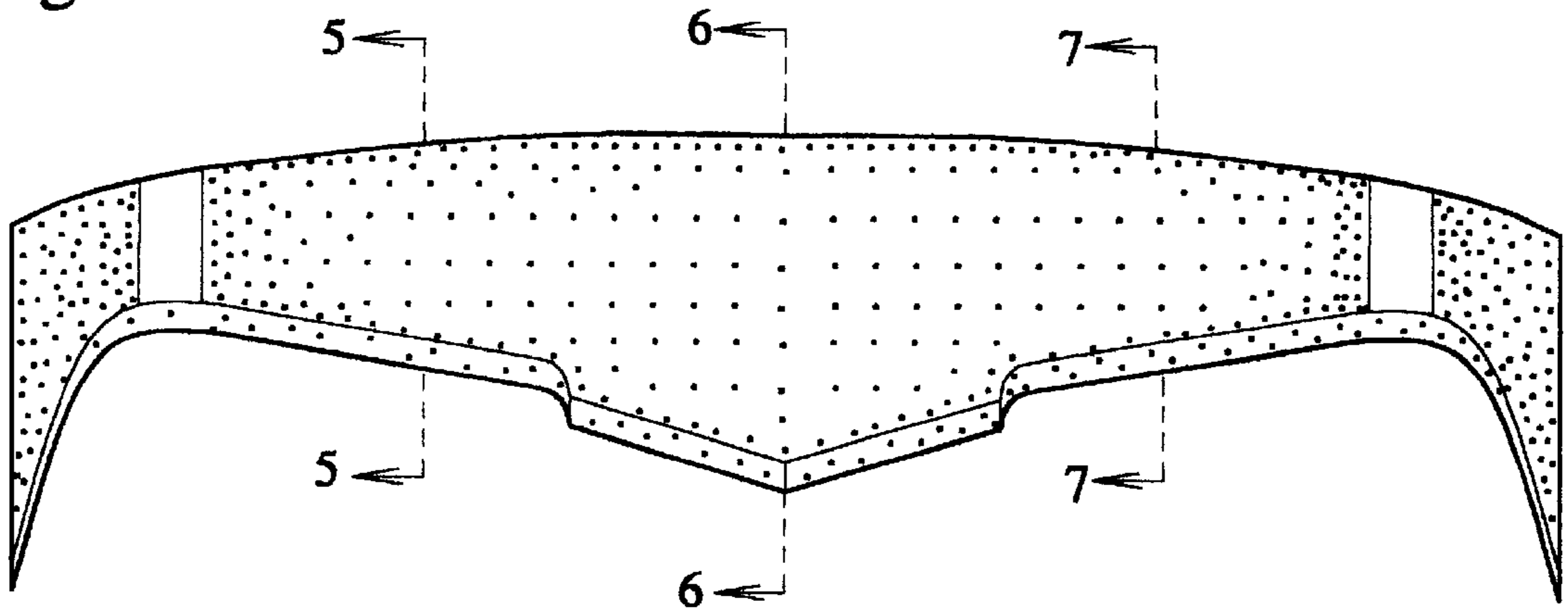


Fig 5

Fig 6

Fig 7



Fig 8

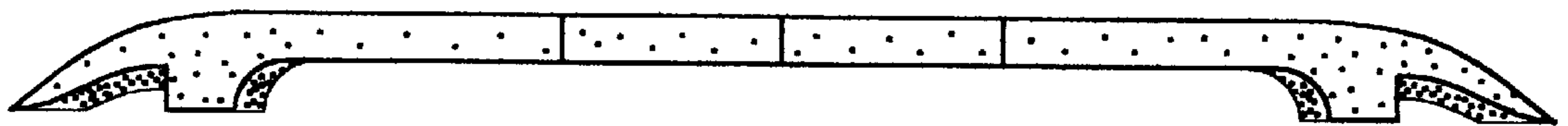


Fig 9

