



US00D423425S

United States Patent [19]
Buresh

[11] **Patent Number: Des. 423,425**

[45] **Date of Patent: ** Apr. 25, 2000**

[54] **SPLIT SCREW TIRE TREAD**

[75] Inventor: **Patrick Jon Buresh**, Piedmont, S.C.

[73] Assignee: **Michelin Recherche et Technique S.A.**, Switzerland

[**] Term: **14 Years**

[21] Appl. No.: **29/105,853**

[22] Filed: **Jun. 1, 1999**

[51] **LOC (6) Cl.** **12-15**

[52] **U.S. Cl.** **D12/147; D12/141**

[58] **Field of Search** **D12/138-152;**
152/209 RR, 209 NS, 209 AS, 209 AG,
209 RB, 209 GD, 209 DP, 900, 901, 902,
903

[56] **References Cited**

U.S. PATENT DOCUMENTS

D. 213,748	4/1969	Evans, Jr.	D12/146
D. 350,100	8/1994	Van Tuyl	D12/147
D. 360,856	8/1995	Himuro et al.	D12/146
D. 361,966	9/1995	Graas et al.	D12/146
D. 361,967	9/1995	White	D12/151
D. 364,134	11/1995	Himuro et al.	D12/146
D. 369,449	4/1996	Graas et al.	D12/151
D. 386,135	11/1997	Maxwell	D12/147

FOREIGN PATENT DOCUMENTS

74118 4/1994 Canada .

OTHER PUBLICATIONS

Pirelli P6000 Sport Veloce Tire, 1998 Tread Design Guide, p. 58. 4/5, Jan. 1998.

Prielli P7000 Summer Tire, 1998 Tread Design Guide, p. 59. 1/3, Jan. 1998.

Primary Examiner—Robert M. Spear

Attorney, Agent, or Firm—Alan A. Csontos; Martin Farrell; Robert R. Reed

[57] **CLAIM**

The ornamental design for a split screw tire tread, as shown and described.

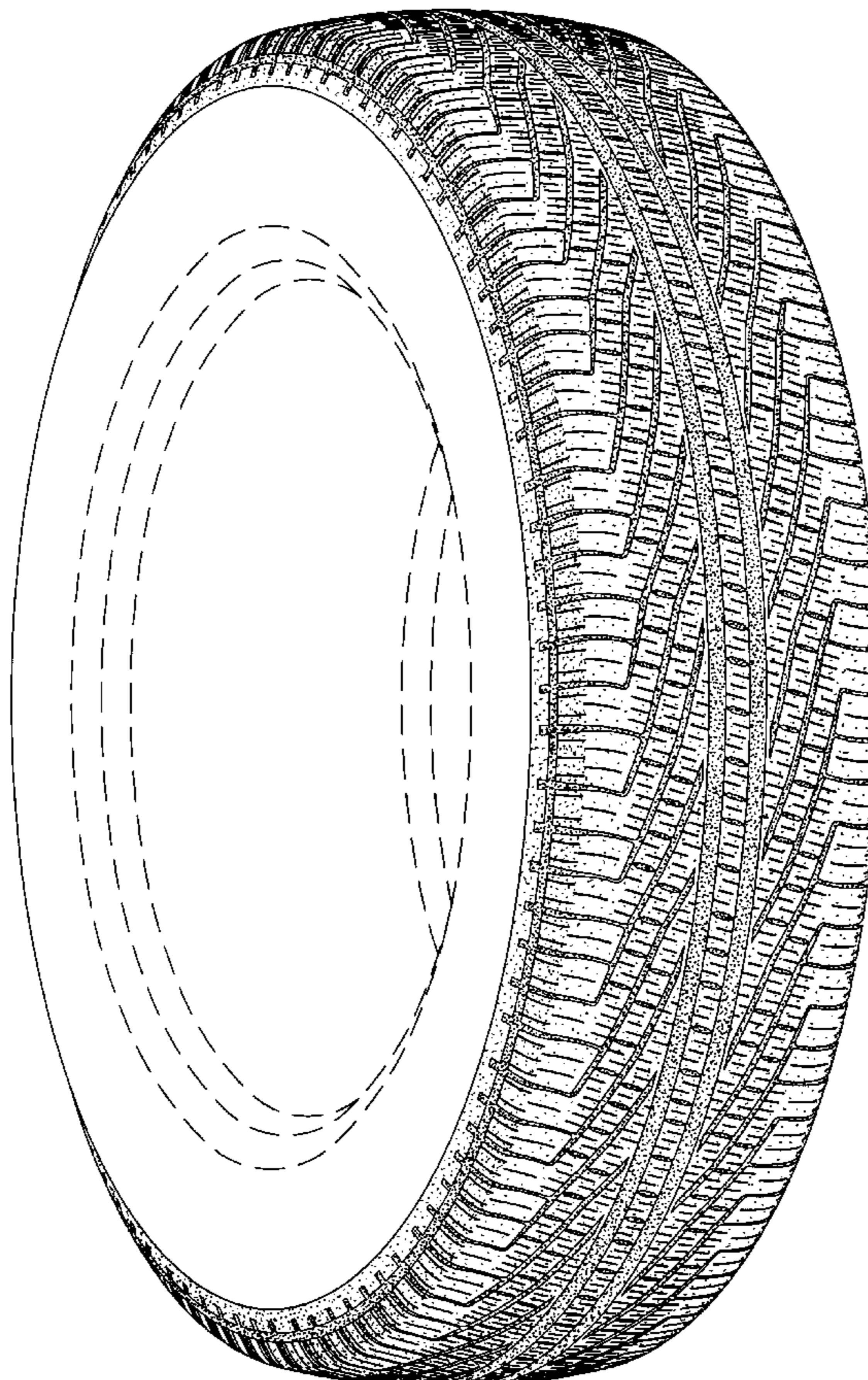
DESCRIPTION

FIG. 1 is a perspective view of a tire tread showing my new design, it being understood that the tread pattern repeats uniformly throughout the outer surface and shoulder circumference the tire tread, the opposite side perspective view being identical thereto; and,

FIG. 2 is an enlarged fragmentary front elevation view of the tire tread thereof.

The broken line disclosure of the tire sidewall and inner bead is for illustrative purposes only and forms no part of the claimed design.

1 Claim, 2 Drawing Sheets



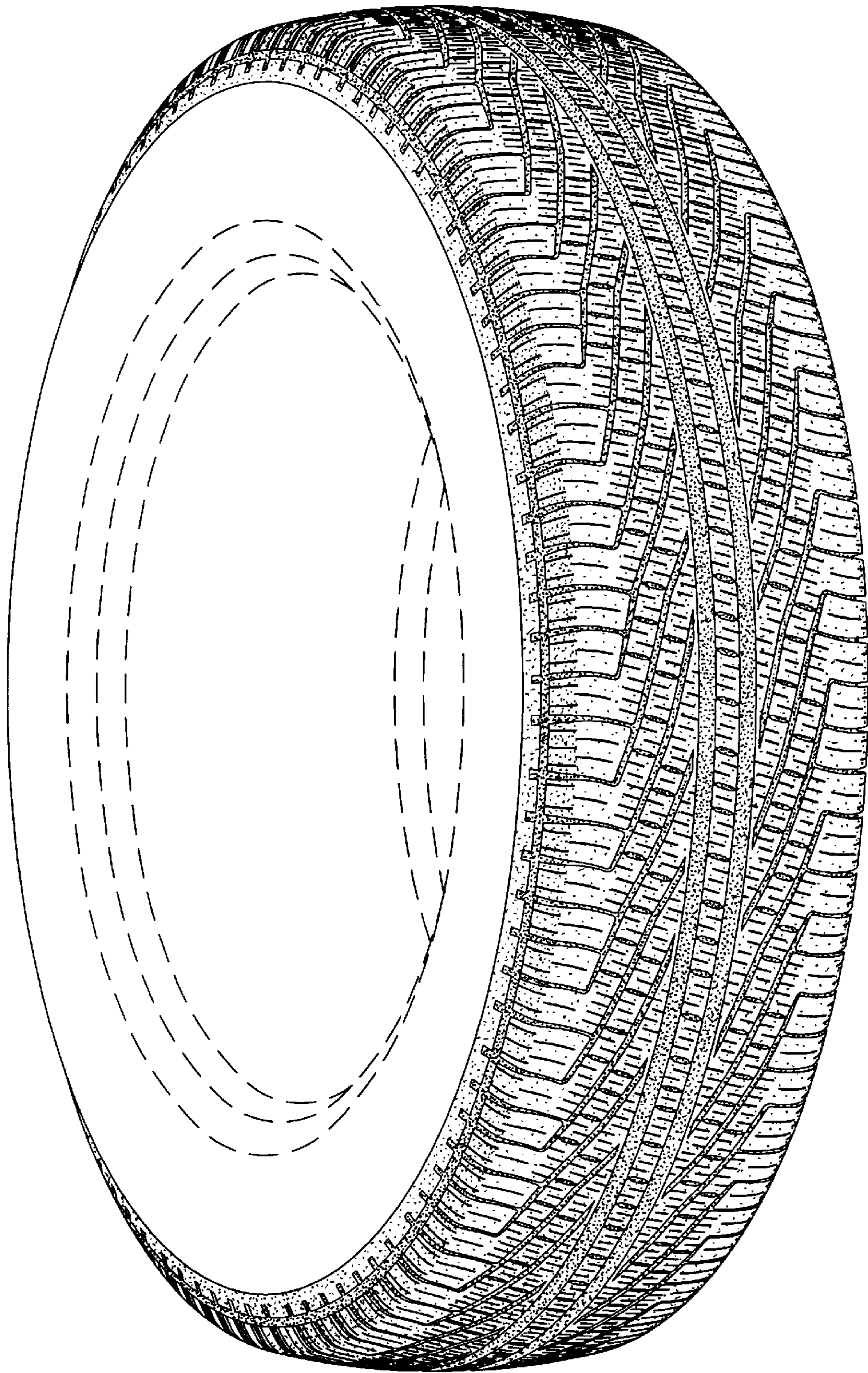


Fig. 1

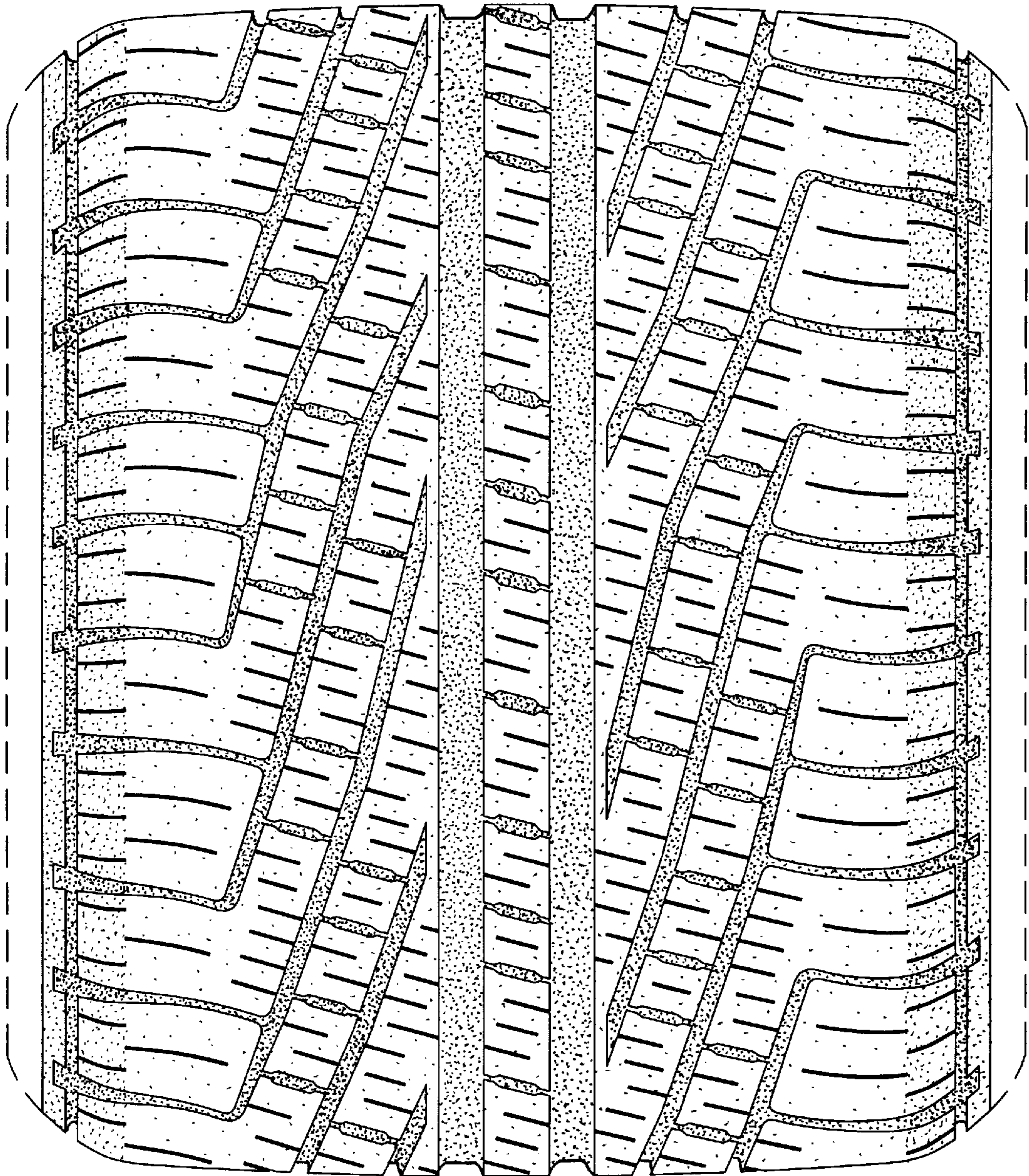


Fig. 2