



US00D423419S

# United States Patent [19] Kemp, Jr. et al.

[11] **Patent Number: Des. 423,419**  
[45] **Date of Patent: \*\* Apr. 25, 2000**

[54] **TIRE TREAD**

[75] Inventors: **Preston Butler Kemp, Jr.; Paul Phillip Grosskopf**, both of Greenville, S.C.

[73] Assignee: **Michelin Recherche et Technique S.A.**, Switzerland

[\*\*] Term: **14 Years**

[21] Appl. No.: **29/106,758**

[22] Filed: **Jun. 22, 1999**

[51] **LOC (6) Cl.** ..... **12-15**

[52] **U.S. Cl.** ..... **D12/142**

[58] **Field of Search** ..... D12/138-152;  
152/209 RR, 209 NS, 209 AS, 209 AG,  
209 RB, 209 GD, 209 DP, 900, 901, 902,  
903

Sumitomo HTRV Tire, 1998 Tread Design Guide, p. 70. 4/4., Jan. 1998.

Dunlop SP160 Tire, 1998 Tread Design Guide, p. 135. 1/5., Jan. 1998.

Sumitomo ST700 Tire, 1998 Tread Design Guide, p. 160. 3/5., Jan. 1998.

Tread Design Guide, 1997, p. 145, Hercules HSF.

Tread Design Guide, 1997, p. 153, Michelin XZE.

Tread Design Guide, 1998, p. 126, Bridgestone R299.

Tread Design Guide, 1998, p. 131, Cordovan Power King.

Tread Design Guide, 1998, p. 151, Michelin XT-1.

Tread Design Guide, 1998, p. 160, Sumitomo ST700.

Tread Design Guide, 1998, p. 126, Bridgestone R227.

Tread Design Guide, 1998, p. 126, Bridgestone R226.

*Primary Examiner*—Robert M. Spear

*Attorney, Agent, or Firm*—Alan A. Csontos; Martin Farrell; Robert R. Reed

[56] **References Cited**

**U.S. PATENT DOCUMENTS**

D. 287,236	12/1986	Yonekura et al.	.....	D12/140
D. 294,821	3/1988	Takeuchi	.....	D12/146
D. 316,239	4/1991	Tsuda et al.	.....	D12/145
D. 316,692	5/1991	Fukumoto	.....	D12/146
D. 370,439	6/1996	Feider et al.	.....	D12/141
D. 371,756	7/1996	Kishi et al.	.....	D12/141
D. 371,758	7/1996	Kimura	.....	D12/141
D. 385,234	10/1997	Young	.....	D12/141
D. 385,246	10/1997	Taguchi	.....	D12/145
D. 390,510	2/1998	Stone et al.	.....	D12/143
D. 405,034	2/1999	Takada	.....	D12/146
D. 415,983	12/1986	Williams	.....	D12/147

**OTHER PUBLICATIONS**

Escort Solo—Tech Performance as Tire, 1998 Tread Design Guide, p. 28. 1/2., Jan. 1998.

Kumho Power Grip 749 Tire, 1998 Tread Design Guide, p. 42. 3/2., Jan. 1998.

[57] **CLAIM**

The ornamental design for a tire tread, as shown and described.

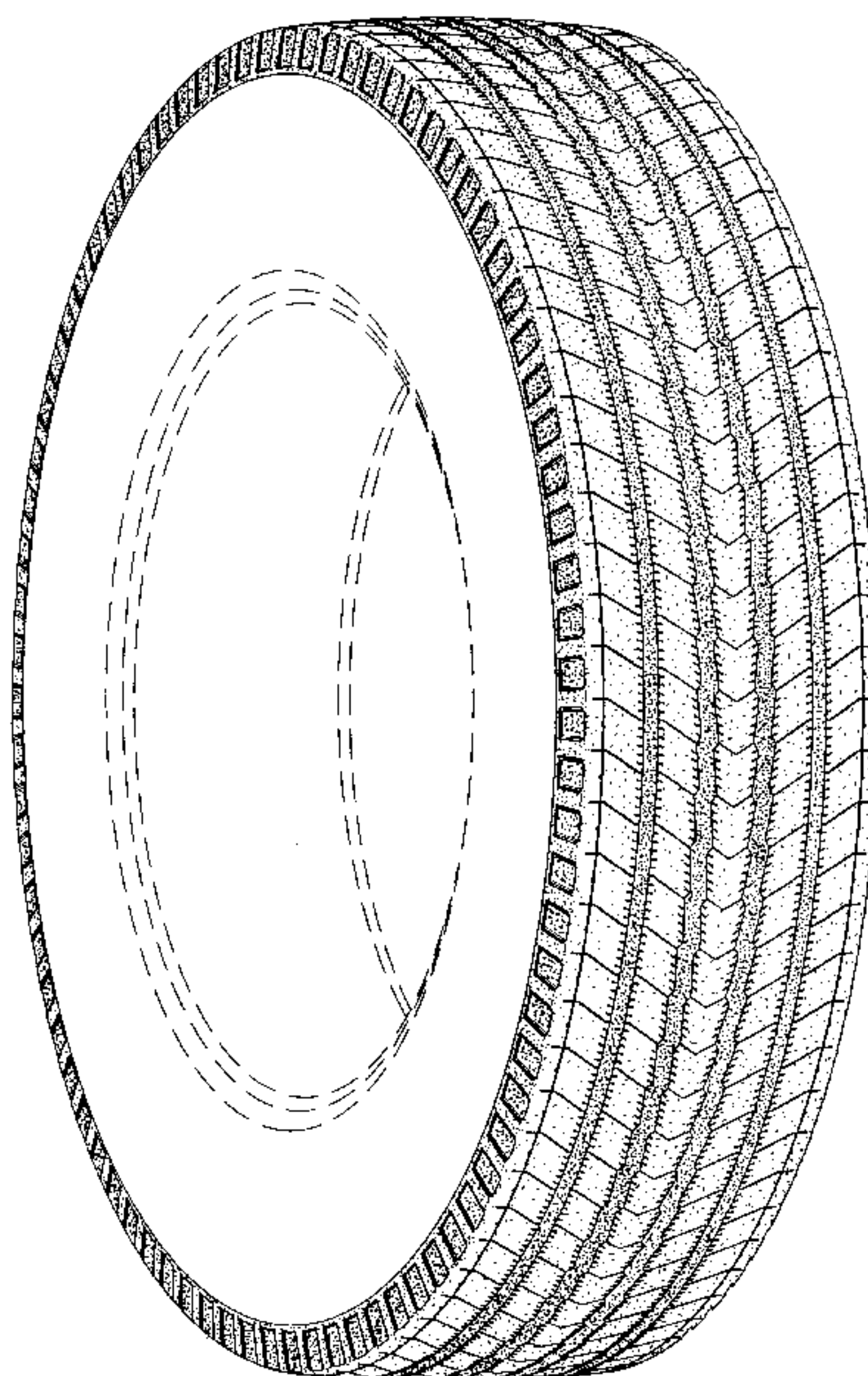
**DESCRIPTION**

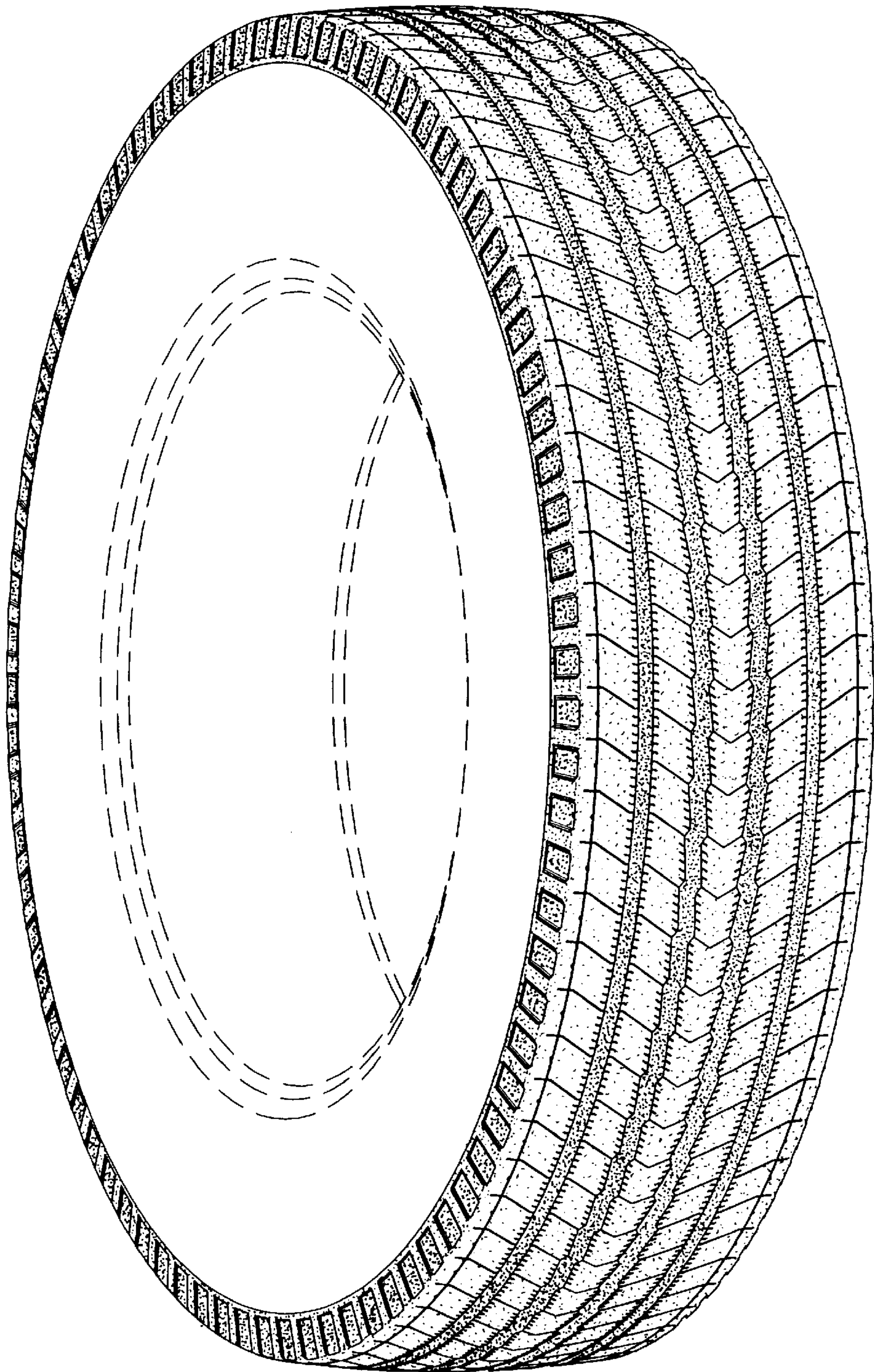
FIG. 1 is a perspective view of a tire tread showing our new design, it being understood that a tread pattern is repeated over the outer circumference and shoulder of a tire, the opposite side being substantially the same as that illustrated; and,

FIG. 2 is an enlarged fragmentary front elevation view of the tread pattern of FIG. 1 showing our new design for the tire tread.

The broken line showing of a tire sidewall and inner bead is for illustrative purposes only and forms no part of the claimed design.

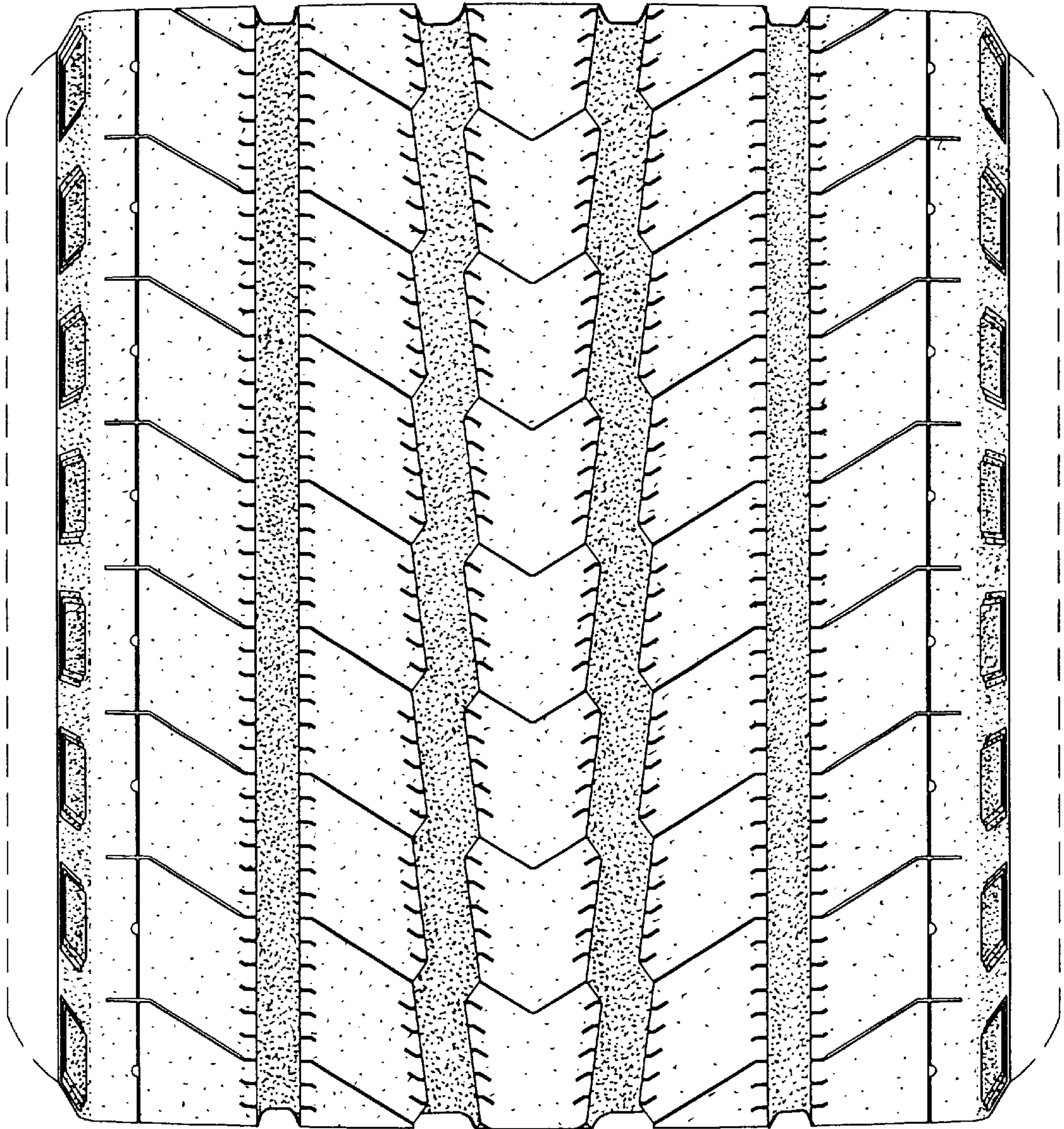
**1 Claim, 2 Drawing Sheets**





*Fig. 1*





*Fig. 2*