



US00D423408S

United States Patent [19]
Reilly

[11] **Patent Number: Des. 423,408**

[45] **Date of Patent: ** Apr. 25, 2000**

[54] **CROSS BANNER**

D. 134,172 10/1942 Grudin D11/175
D. 249,880 10/1978 Starr D11/175
D. 250,010 10/1978 Starr D11/175

[76] Inventor: **John Reilly**, 172 Lorraine Cir., West Sayville, N.Y. 11796

[**] Term: **14 Years**

Primary Examiner—M. N. Pandozzi
Attorney, Agent, or Firm—Dilworth & Barrese

[21] Appl. No.: **29/106,339**

[57] **CLAIM**

[22] Filed: **Jun. 11, 1999**

The ornamental design for a cross banner, as shown.

[51] **LOC (6) Cl.** **11-05**

DESCRIPTION

[52] **U.S. Cl.** **D11/175; D11/172**

FIG. 1 is a perspective view of the cross banner showing my new design;

[58] **Field of Search** D11/165, 166,
D11/168, 172, 175; 340/539; 116/173, 174,
175

FIG. 2 is a front elevational view thereof;

FIG. 3 is left side elevation view thereof;

FIG. 4 is a right side elevational view thereof;

FIG. 5 is a top side plan view thereof;

FIG. 6 is a bottom side plan view thereof; and,


FIG. 7 is a rear elevational view thereof.

[56] **References Cited**

U.S. PATENT DOCUMENTS

D. 54,948 4/1920 Martin D11/175
D. 54,972 4/1920 Trimble D11/175
D. 81,478 7/1930 Connochie et al. D11/175

1 Claim, 5 Drawing Sheets






FIG. 1




FIG. 2

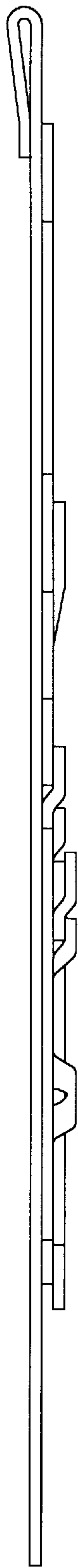


FIG. 3

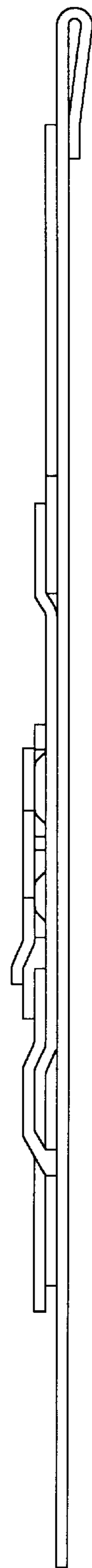


FIG. 4




FIG. 5




FIG. 6




FIG. 7