



US00D423396S

United States Patent [19] Wolf

[11] Patent Number: Des. 423,396

[45] Date of Patent: ** Apr. 25, 2000

[54] GEMSTONE

[76] Inventor: Steven J. Wolf, 161 E. 79th St., New York, N.Y. 10021

[**] Term: 14 Years

[21] Appl. No.: 29/103,982

[22] Filed: Apr. 26, 1999

[51] LOC (6) Cl. 11-01

[52] U.S. Cl. D11/90

[58] Field of Search D11/1, 2, 14-19,
D11/26-30, 34-39, 89-91; 63/1.1-6, 15-15.9,
26-28, 30-32

[56] **References Cited**

U.S. PATENT DOCUMENTS

D. 85,237	9/1931	Gross .	
138,314	4/1873	Bruhl .	
D. 250,640	12/1978	Grossbard	D11/90
D. 297,718	9/1988	Cohen et al.	D11/90
D. 324,003	2/1992	Baranes .	
D. 338,851	8/1993	D'Haene .	
D. 350,708	9/1994	Bachar .	
D. 402,226	12/1998	Wolf .	
D. 402,582	12/1998	Ambar	D11/89
2,009,390	7/1935	Bayardi .	
3,796,065	3/1974	Watermeyer	63/32
4,020,649	5/1977	Grossbard	63/32

FOREIGN PATENT DOCUMENTS

859885 6/1939 France .

OTHER PUBLICATIONS

Photocopy of Zales Brochure, undated, pp. 3, 4, 5, 11 (pages renumbered).

"Branded Stones" from the Apr. 1988 issue of *The Goldsmith*, p. 19 (picture of Quadrillion).

Photocopy of unidentified brochure "From Our Precious Gemstone Collection", 1 page (unnumbered).

Photocopy of unidentified brochure "Diamonds of a Carat or More For You For Now Forever", 1 page (unnumbered).

Primary Examiner—Ralf Seifert

Attorney, Agent, or Firm—Akin, Gump, Strauss, Hauer & Feld, L.L.P.

[57] **CLAIM**

The ornamental design for a gemstone, as shown and described.

DESCRIPTION

FIG. 1 is a top plan view of a gemstone in accordance with my new design;

FIG. 2 is a bottom plan view thereof;


FIG. 3 is a front elevational view thereof, the rear elevational view, right side elevational view and left side elevational view being the same;

FIG. 4 is a top plan view of a gemstone in accordance with a second embodiment of my new design;

FIG. 5 is a bottom plan view of the embodiment shown in FIG. 4; and,

FIG. 6 is a front elevational view of the embodiment shown in FIG. 4, the rear elevational view, right side elevational view and left side elevational view being the same.

1 Claim, 2 Drawing Sheets






FIG. 1

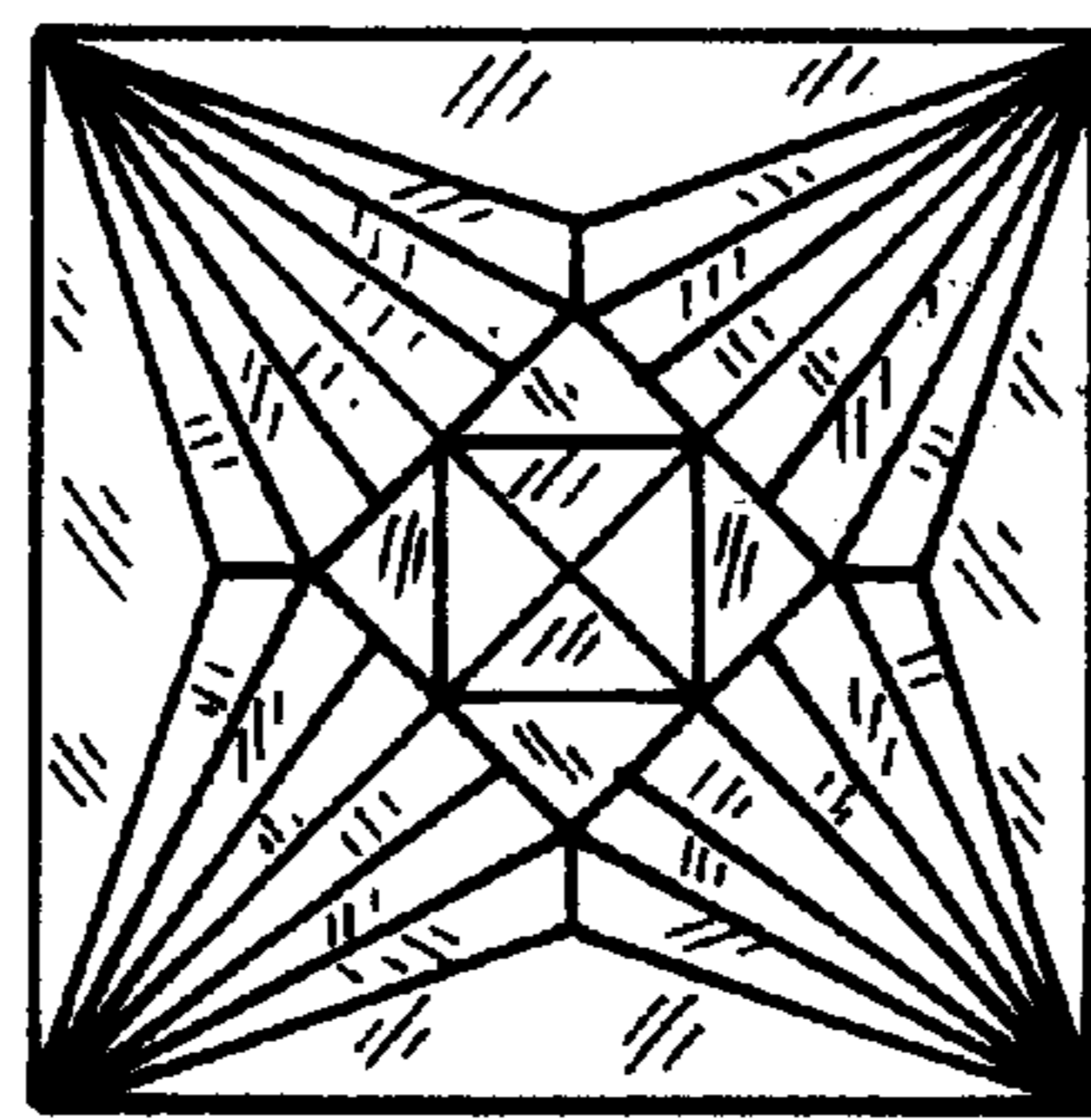


FIG. 2

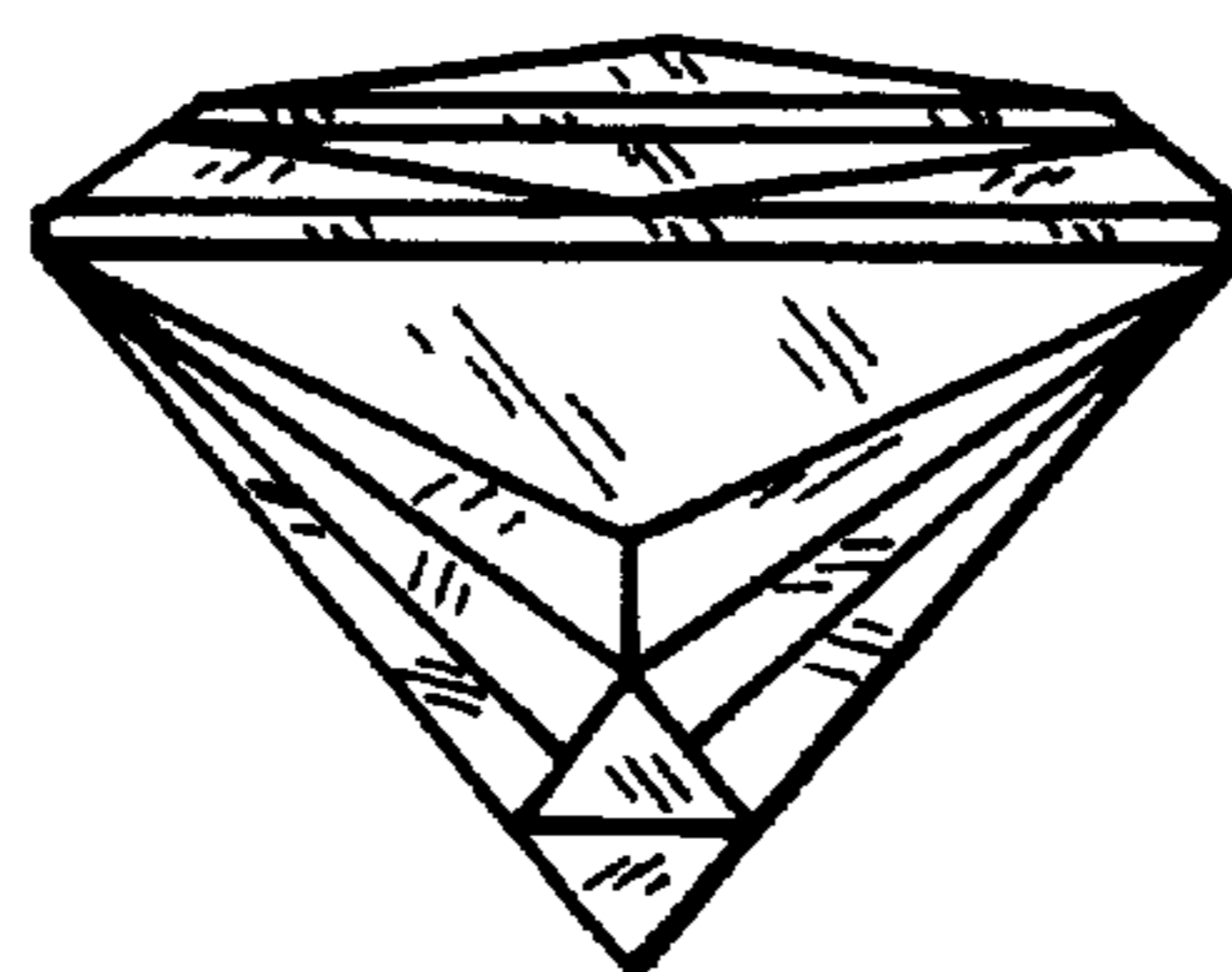


FIG. 3




FIG. 4




FIG. 5

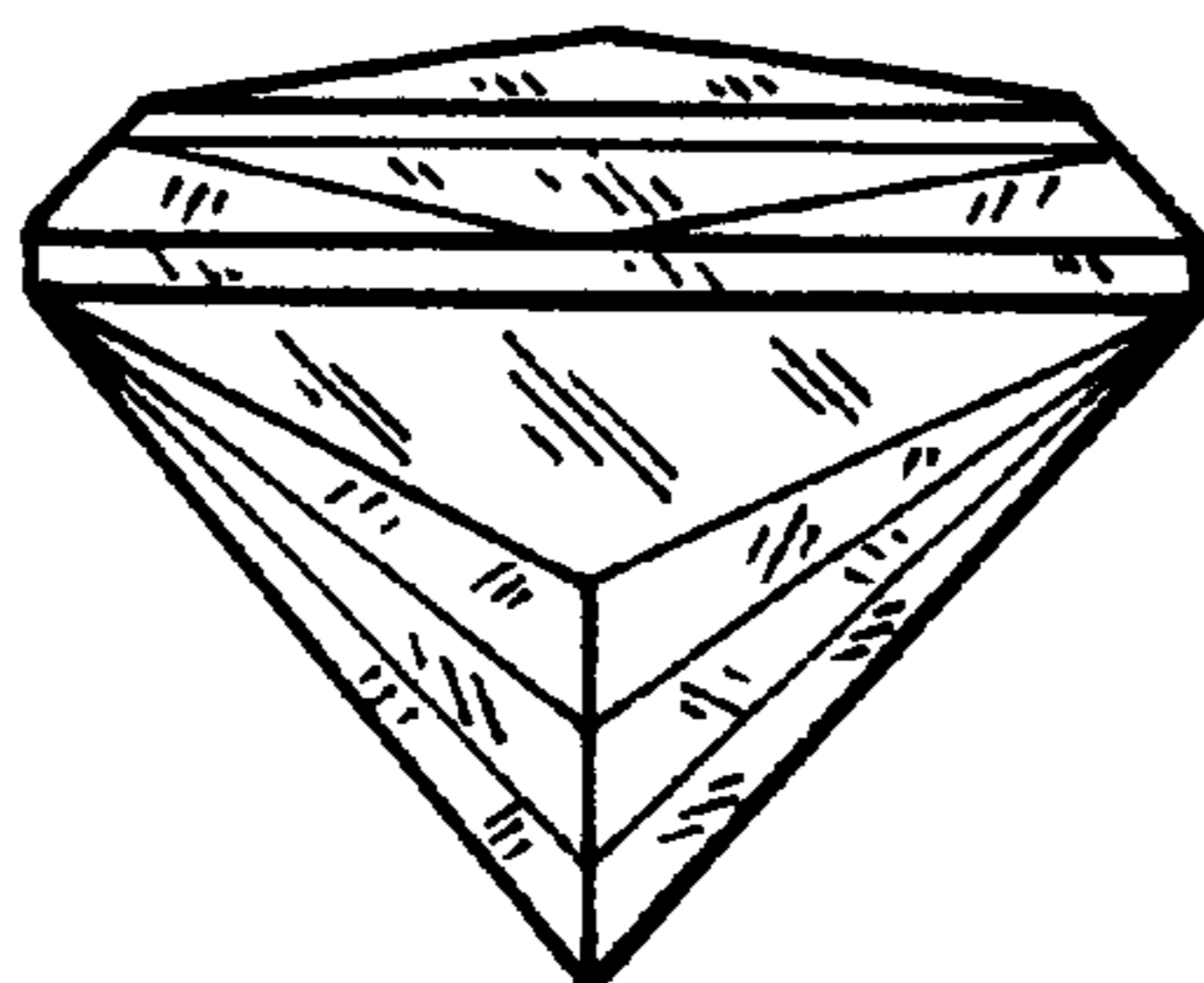


FIG. 6