



US00D423393S

**United States Patent** [19]  
**Morris**

[11] **Patent Number: Des. 423,393**

[45] **Date of Patent: \*\* Apr. 25, 2000**

[54] **BAND FOR A RING**

[76] Inventor: **Donald W. Morris**, 6512 Shallow Mar La., Hixson, Tenn. 37343

[\*\*] Term: **14 Years**

[21] Appl. No.: **29/094,121**

[22] Filed: **Sep. 25, 1998**

[51] **LOC (6) Cl.** ..... **11-01**

[52] **U.S. Cl.** ..... **D11/26**

[58] **Field of Search** ..... D11/26-39; 63/15,  
63/15.1, 15.45, 15.7, 29.1, 1.12

[56] **References Cited**

**U.S. PATENT DOCUMENTS**

D. 65,362	7/1924	Wittstein et al.	.....	D11/26
D. 88,984	1/1933	Peterson	.....	D11/38
D. 203,551	1/1966	Tranfield	.....	D11/26
D. 292,682	11/1987	Bulgari	.....	D11/27
D. 293,898	1/1988	Bulgari	.....	D11/27
D. 331,724	12/1992	Klein	.....	D11/26
D. 337,543	7/1993	Caldow	.....	D11/26
D. 364,830	12/1995	Roemer	.....	D11/26
D. 390,150	2/1998	Wein	.....	D11/37
1,422,819	7/1922	Blaicher	.....	63/15

**OTHER PUBLICATIONS**

Platinum Guild International USA, Platinum Edition IV, 1996, p. 57; top band with stone inside band.

*Primary Examiner*—Cathy Anne MacCormac  
*Attorney, Agent, or Firm*—Alan Ruderman; Miller & Martin, LLP

[57] **CLAIM**

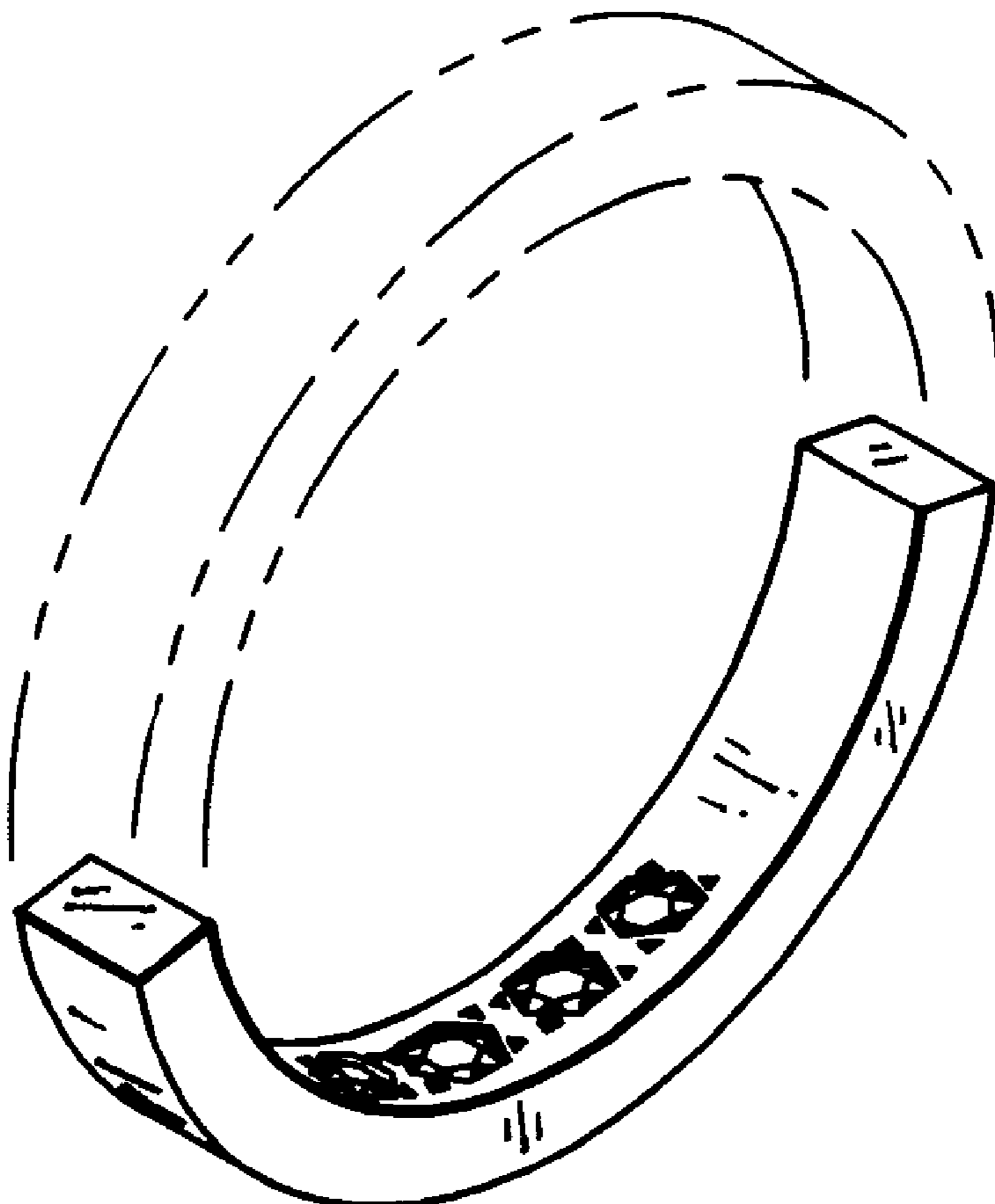
The ornamental design for a band for a ring, as shown and described.

**DESCRIPTION**

FIG. 1 is a front perspective view of a band for a ring embodying my new design;  
FIG. 2 is a front elevational view thereof;  
FIG. 3 is a rear elevational view thereof;  
FIG. 4 is a side elevational view thereof;  
FIG. 5 is the other side elevational view thereof;  
FIG. 6 is a top view thereof; and,  
FIG. 7 is a bottom view thereof.

The broken lines in FIGS. 1-5 are for purposes of illustration only and form no part of the claimed design.

**1 Claim, 1 Drawing Sheet**



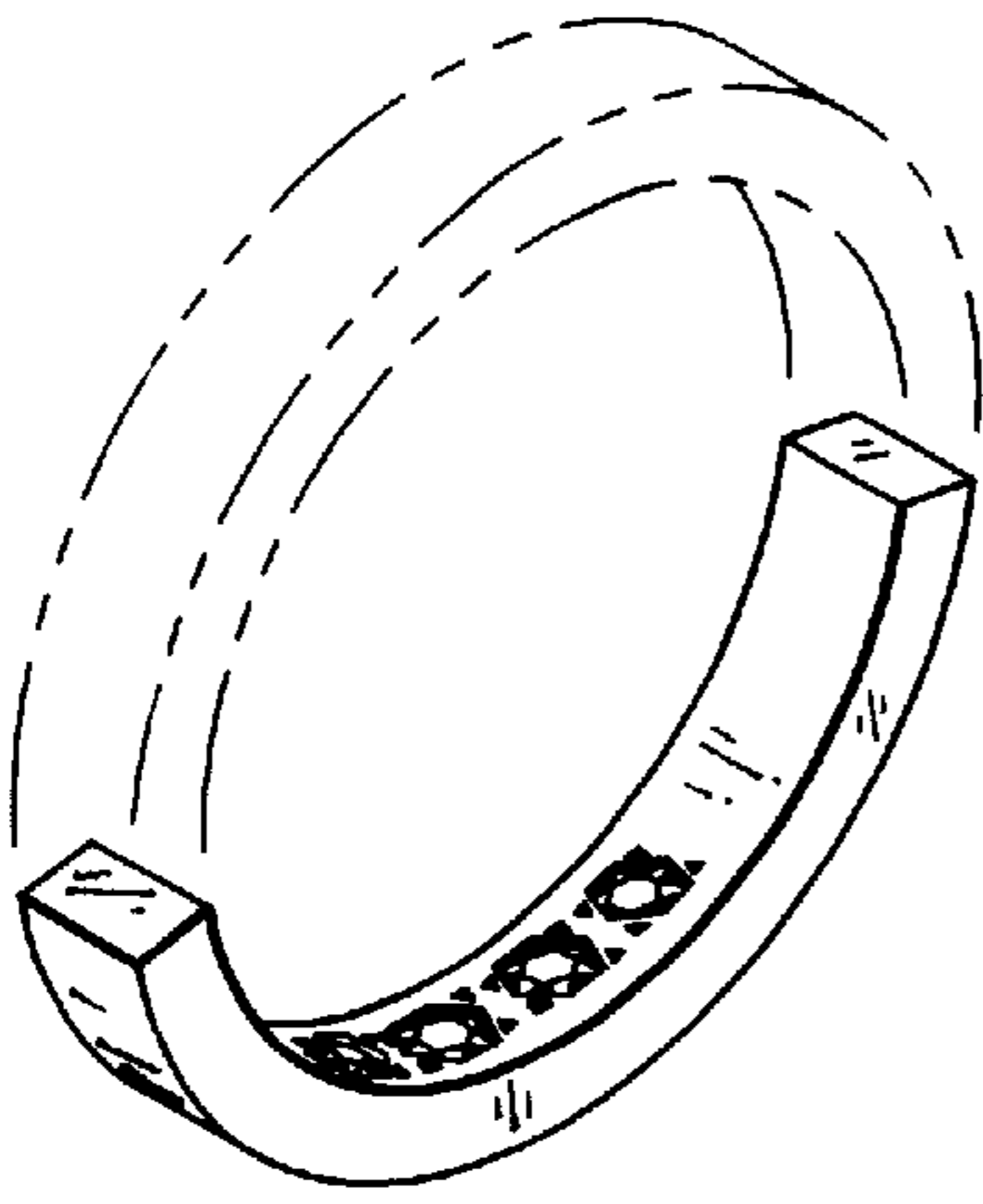


Fig. 1

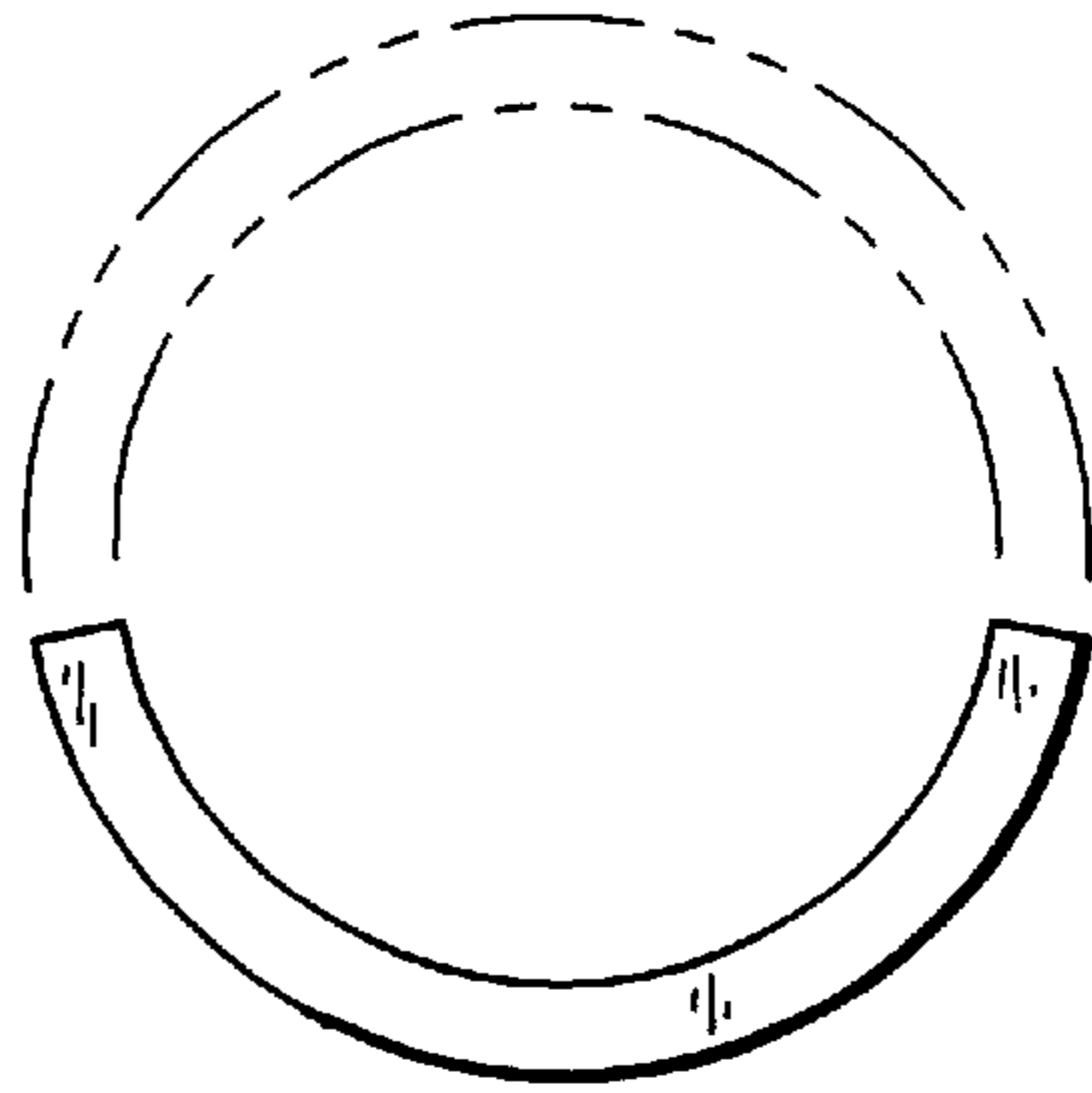


Fig. 2

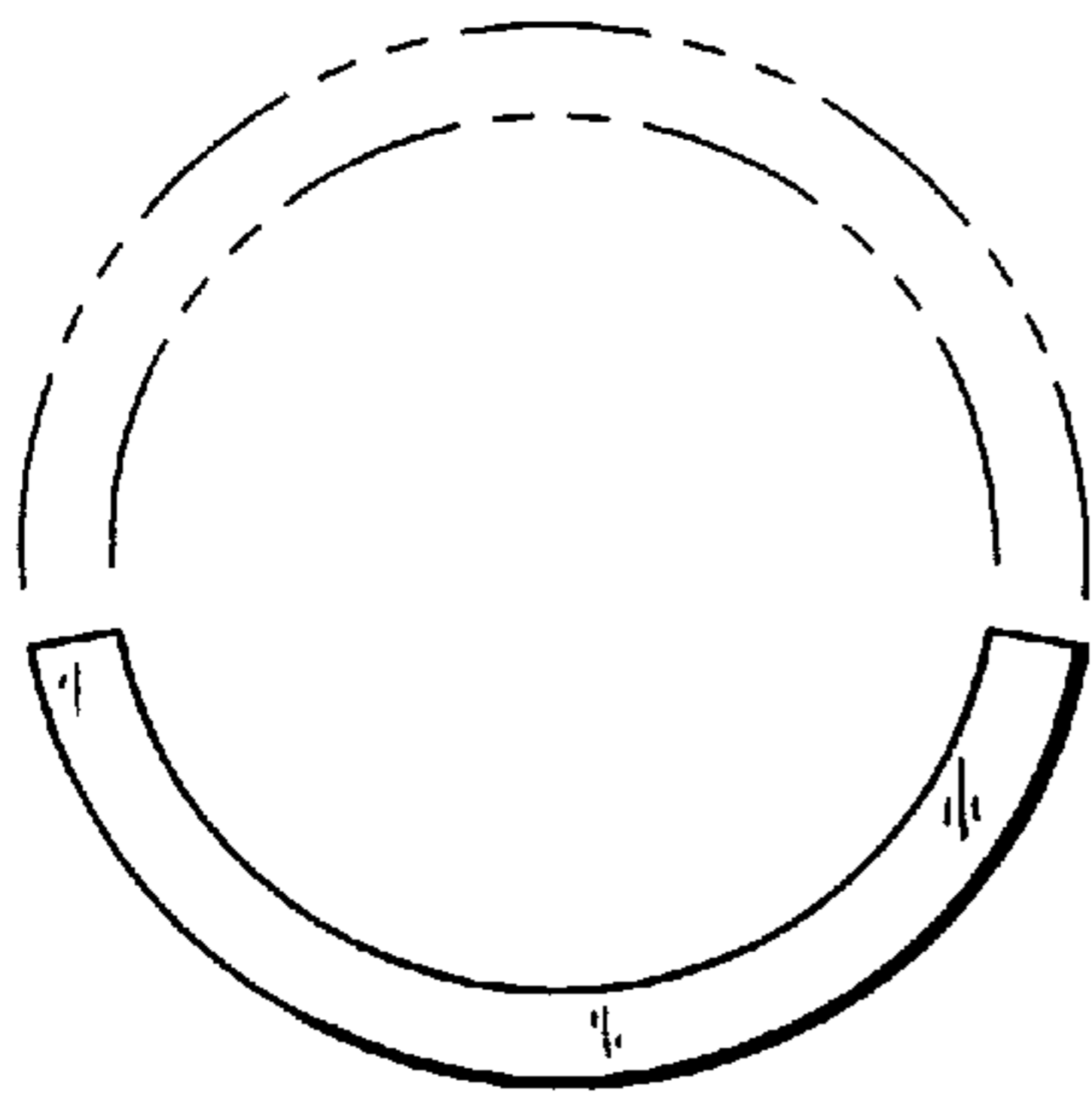


Fig. 3



Fig. 4



Fig. 5



Fig. 6



Fig. 7