



US00D423386S

United States Patent [19] Taylor

[11] **Patent Number: Des. 423,386**

[45] **Date of Patent: ** Apr. 25, 2000**

[54] **COUNTER WEIGHING CONSOLE**

D. 367,620 3/1996 Sassoli D10/91
4,852,676 8/1989 Futakata 177/245

[75] Inventor: **Ian David Taylor**, Warwickshire,
United Kingdom

Primary Examiner—Antoine Duval Davis
Attorney, Agent, or Firm—Kirschstein, et al.

[73] Assignee: **GEC Avery Limited**, United Kingdom

[**] Term: **14 Years**

[57] **CLAIM**

[21] Appl. No.: **29/100,001**

The ornamental design for a counter weighing console, as shown.

[22] Filed: **Feb. 2, 1999**

DESCRIPTION

[30] **Foreign Application Priority Data**

Aug. 7, 1998 [GB] United Kingdom 2076644

FIG. 1 is a front elevational view of a counter weighing console in accordance with the design of my invention; FIG. 2 is a left side elevational view thereof; FIG. 3 is a right side elevational view thereof; FIG. 4 is a top plan view thereof; FIG. 5 is a rear elevational view thereof; FIG. 6 is a bottom plan view thereof; and, FIG. 7 is a front, top and right side, perspective view thereof.

[51] **LOC (6) Cl.** **10-04**

[52] **U.S. Cl.** **D10/91**

[58] **Field of Search** D10/91; 177/210 R,
177/238-245, DIG. 3

[56] **References Cited**

U.S. PATENT DOCUMENTS

D. 366,002 1/1996 Brooks, Jr. D10/91

1 Claim, 7 Drawing Sheets




FIG. 1

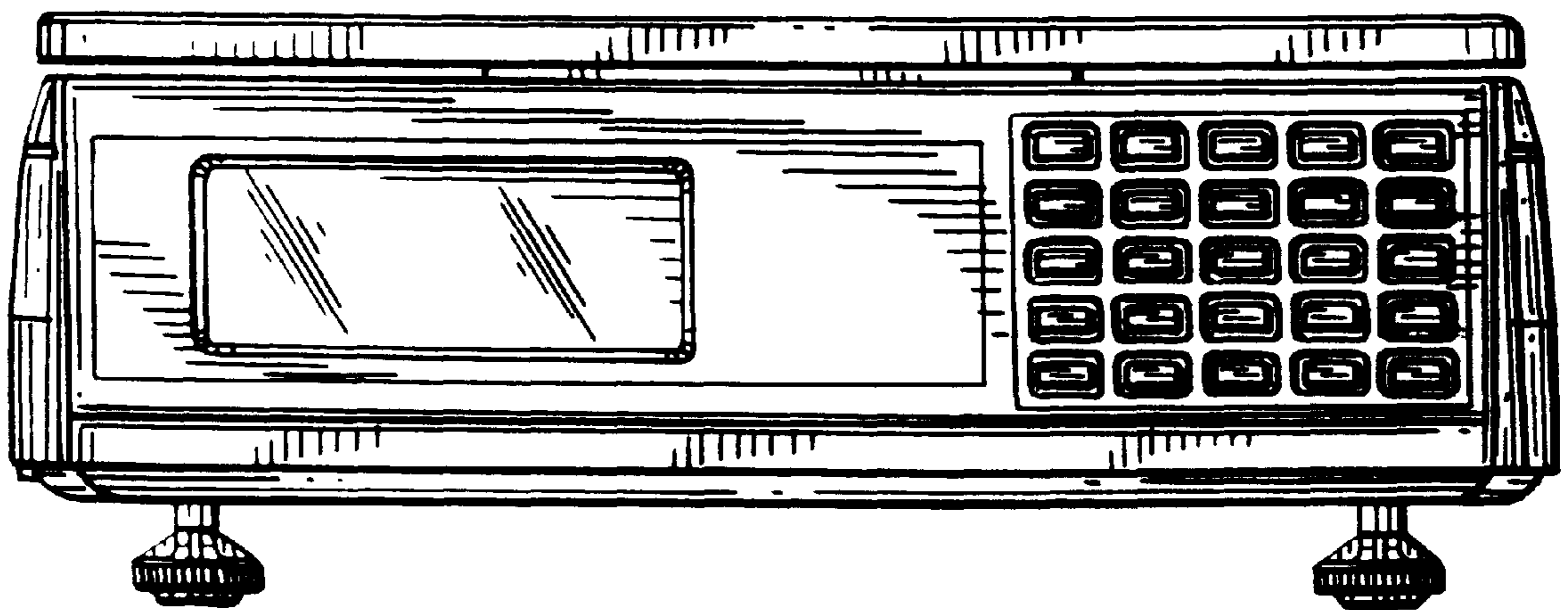


FIG. 2

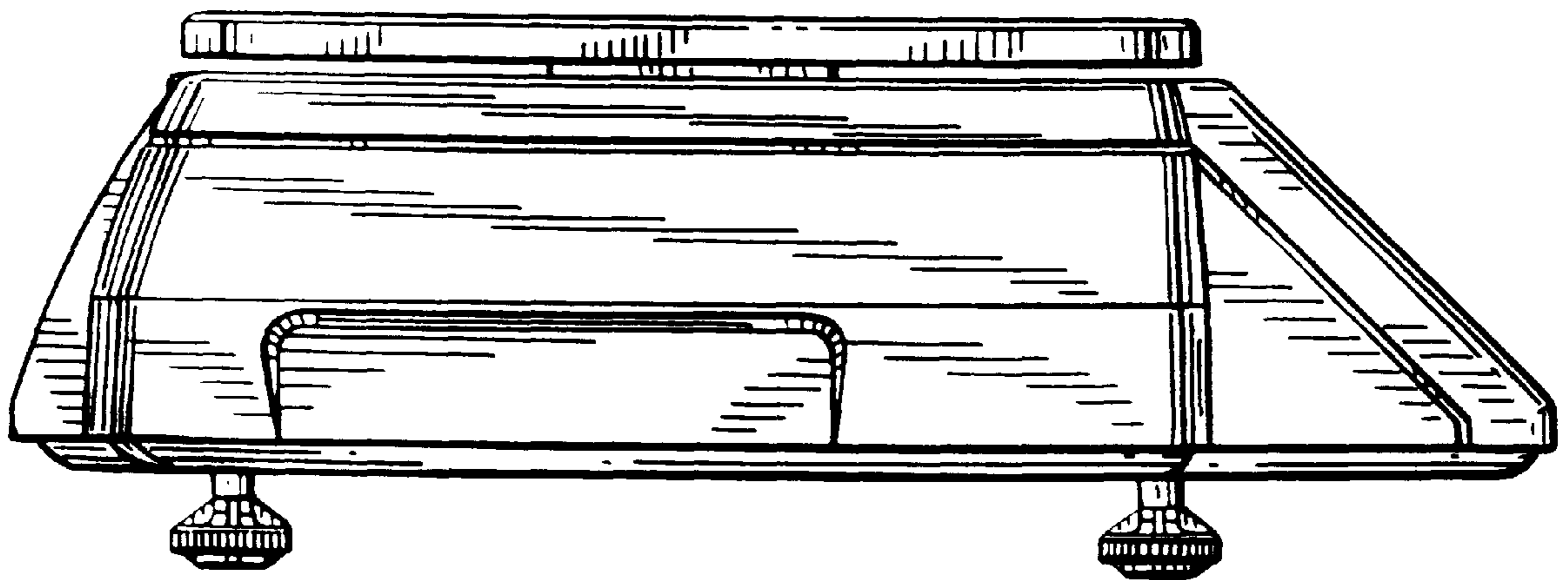


FIG. 3

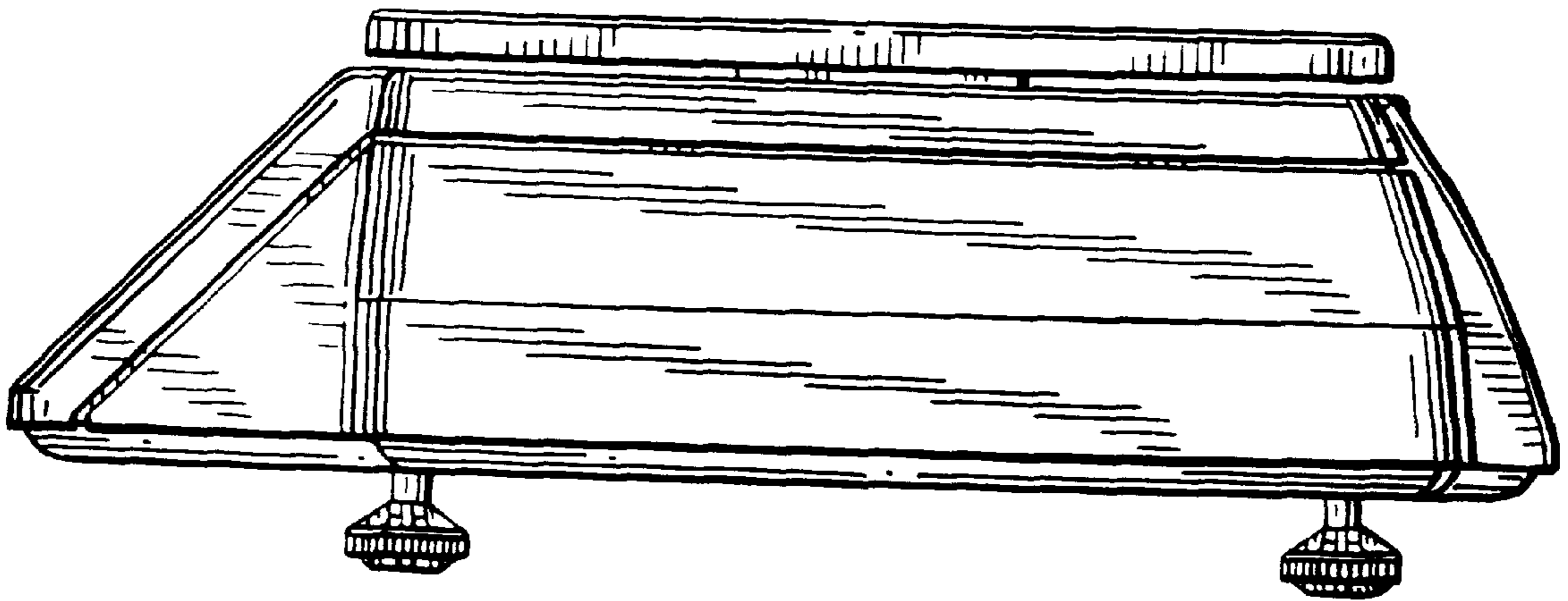


FIG. 4




FIG. 5

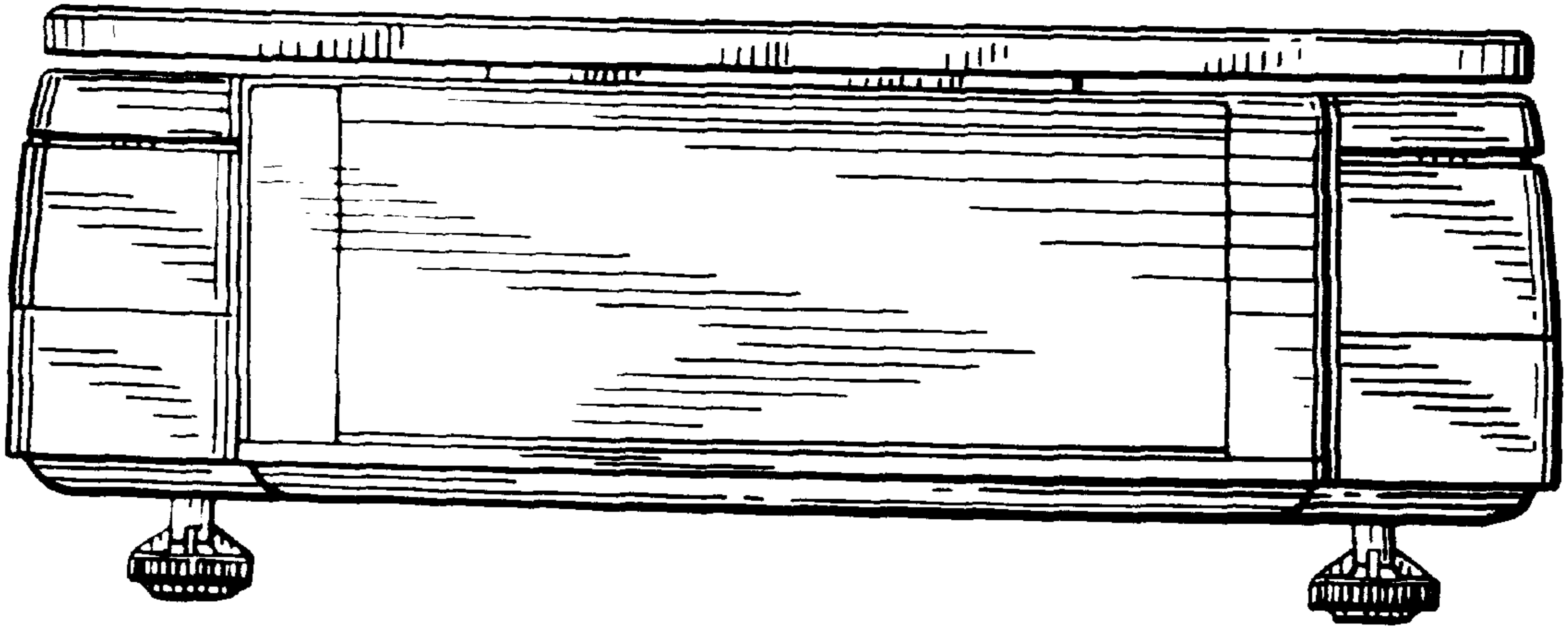


FIG. 6




FIG. 7

