



US00D423375S

United States Patent [19]

Dumas

[11] Patent Number: Des. 423,375

[45] Date of Patent: ** Apr. 25, 2000

[54] WRISTWATCH

D. 368,697 4/1996 Hoard D13/133

[75] Inventor: Jean-Louis Dumas, Paris, France

OTHER PUBLICATIONS

[73] Assignee: La Montre Hermes, Brugg, Switzerland

Timepieces—Jun. 1989—p. 16—square/rectangular watches.

[**] Term: 14 Years

Primary Examiner—Nelson C. Holtje
Attorney, Agent, or Firm—Young & Thompson

[21] Appl. No.: 29/106,860

[57] CLAIM

[22] Filed: Jun. 24, 1999

The ornamental design for a wristwatch, as shown.

[51] LOC (6) Cl. 10-02

DESCRIPTION

[52] U.S. Cl. D10/33; D10/39

[58] Field of Search D10/1-40, 122-132;
368/223, 228-229, 232, 280-282, 285

FIG. 1 is a top plan view of a wristwatch showing my new design;

FIG. 2 is a view thereof from the left of FIG. 1;

FIG. 3 is a view thereof from the right of FIG. 1;

FIG. 4 is a view thereof from the top of FIG. 1;

FIG. 5 is a view thereof from the bottom of FIG. 1; and,


FIG. 1 is a view thereof from the side opposite that shown in FIG. 1.

[56] References Cited

U.S. PATENT DOCUMENTS

- D. 108,737 3/1938 Merz D10/30
- D. 139,671 12/1944 Pereira D10/33
- D. 167,459 8/1952 Hammerman D10/30
- D. 303,635 9/1989 Kurzina D10/32

1 Claim, 2 Drawing Sheets






FIG. 1




FIG. 4




FIG. 5




FIG. 2




FIG. 3




FIG. 6