



US00D423373S

**United States Patent** [19]  
**Wunderman**

[11] **Patent Number: Des. 423,373**  
[45] **Date of Patent: \*\* Apr. 25, 2000**

[54] **WATCH BAND AND HOUSING**

D. 392,904 3/1998 Takahashi et al. .... D10/32  
D. 410,200 5/1999 Bulgari ..... D10/39  
1,898,402 2/1933 Smith .

[75] Inventor: **Severin S. Wunderman**, South Laguna,  
Calif.

**OTHER PUBLICATIONS**

[73] Assignee: **Severin Montres AG**, Bern,  
Switzerland

Timepieces—Jun. 1989—p. 16—watch #9507 at bottom.

[\*\*] Term: **14 Years**

*Primary Examiner*—Nelson C. Holtje  
*Attorney, Agent, or Firm*—Colucci & Umans

[21] Appl. No.: **29/107,590**

[57] **CLAIM**

[22] Filed: **Jul. 8, 1999**

The ornamental design for a watch band and housing, as shown and described.

[30] **Foreign Application Priority Data**

**DESCRIPTION**

Jan. 19, 1999 [XH] Hague Agreement ..... DMA/004-387

[51] **LOC (6) Cl.** ..... **10-02**

[52] **U.S. Cl.** ..... **D10/32; D10/30**

[58] **Field of Search** ..... D10/1-40, 122-132;  
D11/3-25; 63/1.1, 3, 5, 11; 368/276-277,  
280-282, 285

FIG. 1 is a front, left, top perspective view of a watch band and housing showing my design therefor;  
FIG. 2 is a top plan view thereof;  
FIG. 3 is a bottom plan view thereof;  
FIG. 4 is a right side elevational view thereof;  
FIG. 5 is a left side elevational view thereof;  
FIG. 6 is a rear elevational view thereof; and,  
FIG. 7 is a front elevational view thereof.

[56] **References Cited**

**U.S. PATENT DOCUMENTS**

D. 83,964 3/1931 Stegeman .

**1 Claim, 2 Drawing Sheets**






FIG. 1




FIG. 2




FIG. 3





FIG. 4




FIG. 6




FIG. 5




FIG. 7

