



US00D423370S

**United States Patent** [19]  
**Lewin**

[11] **Patent Number: Des. 423,370**  
[45] **Date of Patent: \*\* Apr. 25, 2000**

[54] **CONTAINER**

[76] Inventor: **Bernie Lewin**, 264 Amity Rd. #208,  
Woodbridge, Conn. 06525

[\*\*] Term: **14 Years**

[21] Appl. No.: **29/074,700**

[22] Filed: **Aug. 1, 1997**

[51] **LOC (6) Cl.** ..... **09-01**

[52] **U.S. Cl.** ..... **D9/572; D9/516; D9/575**

[58] **Field of Search** ..... **D9/572, 573, 574,**  
**D9/575, 516, 522, 544, 529, 568, 570;**  
**215/382, 383**

[56] **References Cited**

**U.S. PATENT DOCUMENTS**

- D. 74,244 1/1928 Swindell ..... D9/544
- D. 106,628 10/1937 Leach, Jr. .... D9/568
- D. 260,367 8/1981 Grip ..... D9/573
- D. 279,261 6/1985 Blocksom et al. .... D9/574

- D. 294,122 2/1988 Weber ..... D9/571
- D. 347,388 5/1994 Crawford ..... D9/575
- D. 382,808 8/1997 Fenton et al. .... D9/522
- D. 396,009 7/1998 Reubens ..... D9/572

*Primary Examiner*—Lucy Lieberman  
*Attorney, Agent, or Firm*—Norman E. Lehrer

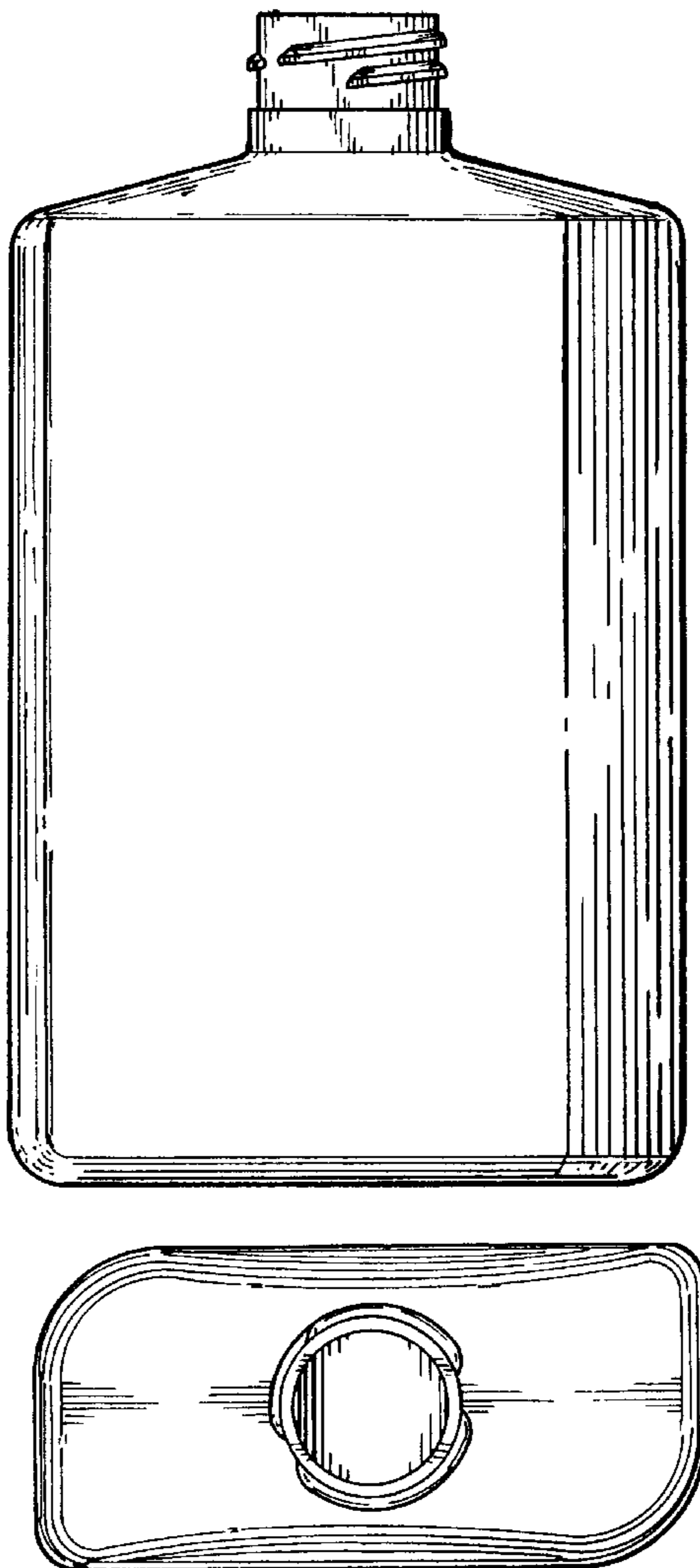
[57] **CLAIM**

The ornamental design for a container, as shown and described.


**DESCRIPTION**

FIG. 1 is a front elevation of a container showing my new design, the rear elevation being the same except for the conventional screw threading on the neck;  
FIG. 2 is a right side elevation thereof, the left side elevation being the same except for the conventional screw threading on the neck;  
FIG. 3 is a top plan view thereof; and,  
FIG. 4 is a bottom plan view thereof.


**1 Claim, 1 Drawing Sheet**



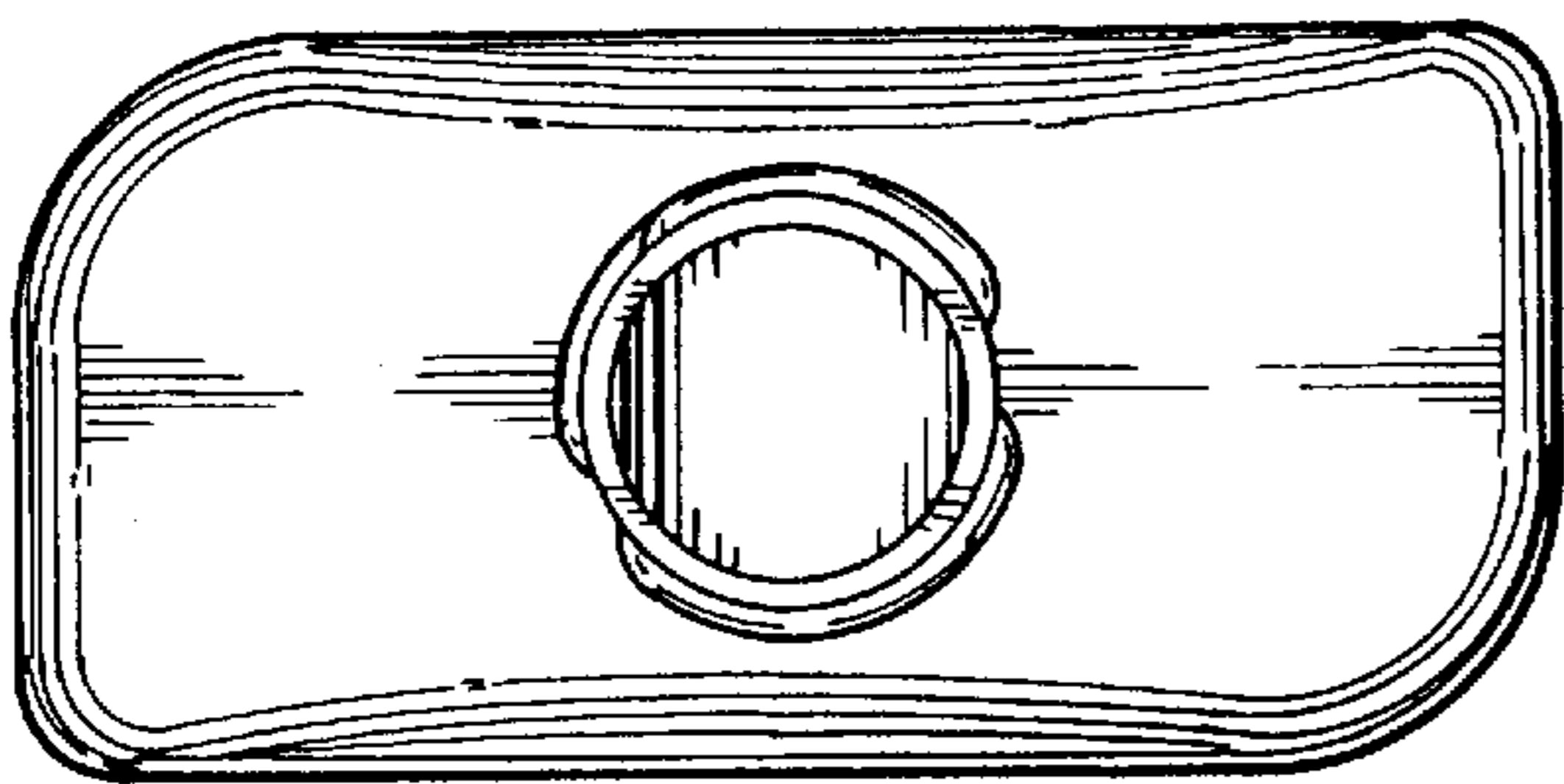
*Fig. 1*



*Fig. 2*



*Fig. 3*



*Fig. 4*

