



US00D423348S

United States Patent [19]

Le Roux

[11] Patent Number: Des. 423,348

[45] Date of Patent: ** Apr. 25, 2000

[54] BAG HOLDER

[76] Inventor: Paul Andre Le Roux, 1302 Esplanade
120 N., Redondo Beach, Calif. 90277

[**] Term: 14 Years

[21] Appl. No.: 29/096,516

[22] Filed: Nov. 13, 1998

[51] LOC (6) Cl. 09-07

[52] U.S. Cl. D9/434; D3/328

[58] Field of Search D9/434, 455; D3/318,
D3/328, 278, 293, 307-9; 24/17 R, 17 B,
907, 30.5 S, 30.5 L; 30/6, 13, 22, 23, 25;
190/115-117; 248/95, 304, 339, 690, 692;
294/26, 137, 902

[56] **References Cited**

U.S. PATENT DOCUMENTS

D. 325,169	4/1992	Montoya	D9/434
D. 356,261	3/1995	Micelli, Jr.	D9/455
D. 361,263	8/1995	Carmo et al.	D9/434
D. 362,622	9/1995	Van Davelaar	D3/315
D. 412,846	8/1999	Solis et al.	D9/434

4,112,541	9/1978	Tetradis	24/30.5 R
4,258,948	3/1981	Hoffmann	296/26
4,596,397	6/1986	Conti	D9/434
5,797,166	8/1998	Wagenheim	16/124

Primary Examiner—Louis S. Zarfes
Assistant Examiner—Robert A. Delehanty
Attorney, Agent, or Firm—Goldstein & Canino

[57] **CLAIM**

The ornamental design for a bag holder, as shown and described.

DESCRIPTION

FIG. 1 is a diagrammatic perspective view of the bag holder in full lines with a bag shown in broken lines representing environmental association matter being for illustrative purposes only and forming no part of the claimed invention. FIG. 2 is a front elevational view thereof, the rear elevational view being a mirror image of the front view. FIG. 3 is a top plan view thereof. FIG. 4 is a bottom plan view thereof. FIG. 5 is a left side elevational view of the bag holder; and, FIG. 6 is a right side elevational view thereof.

1 Claim, 3 Drawing Sheets

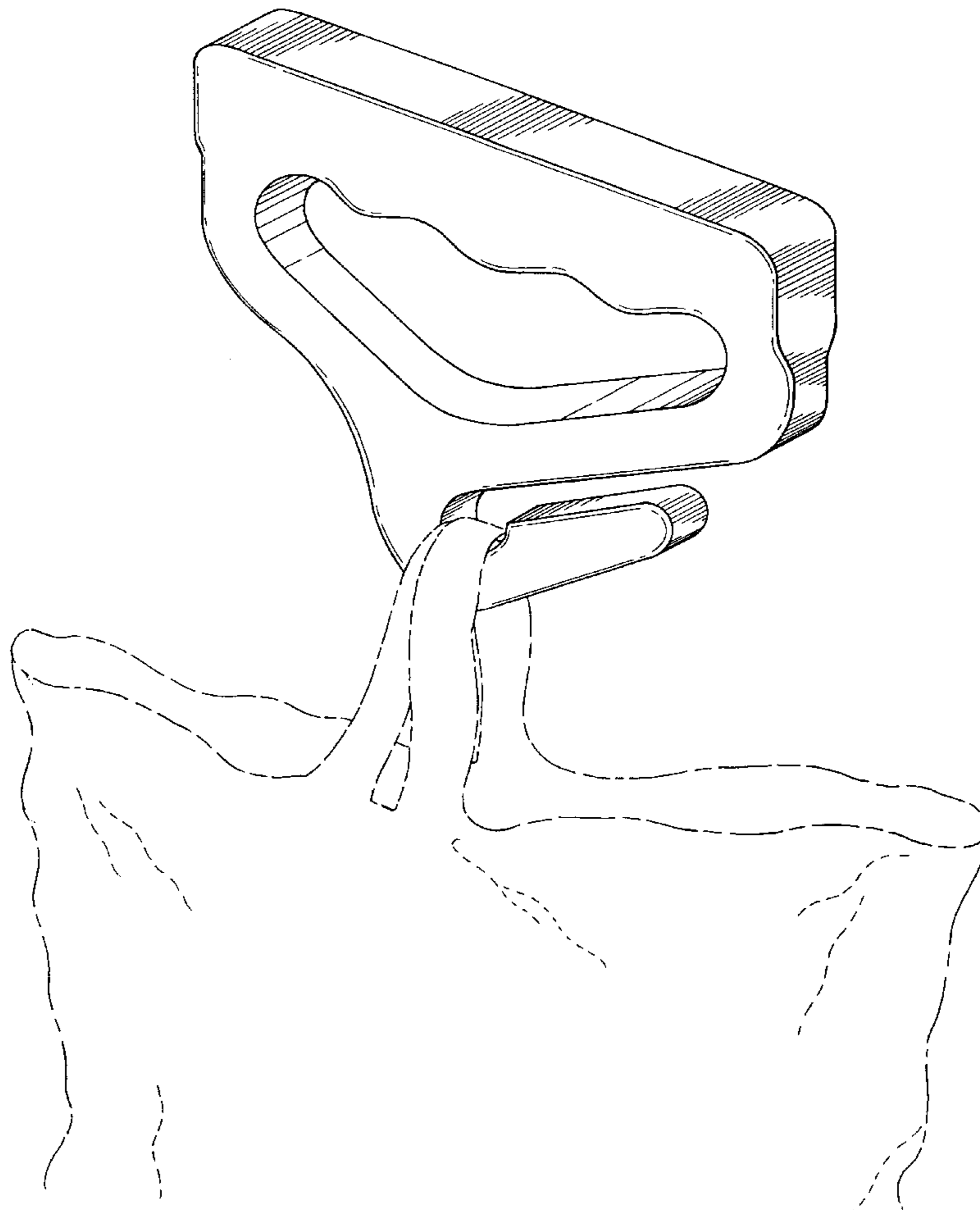


FIG. 1

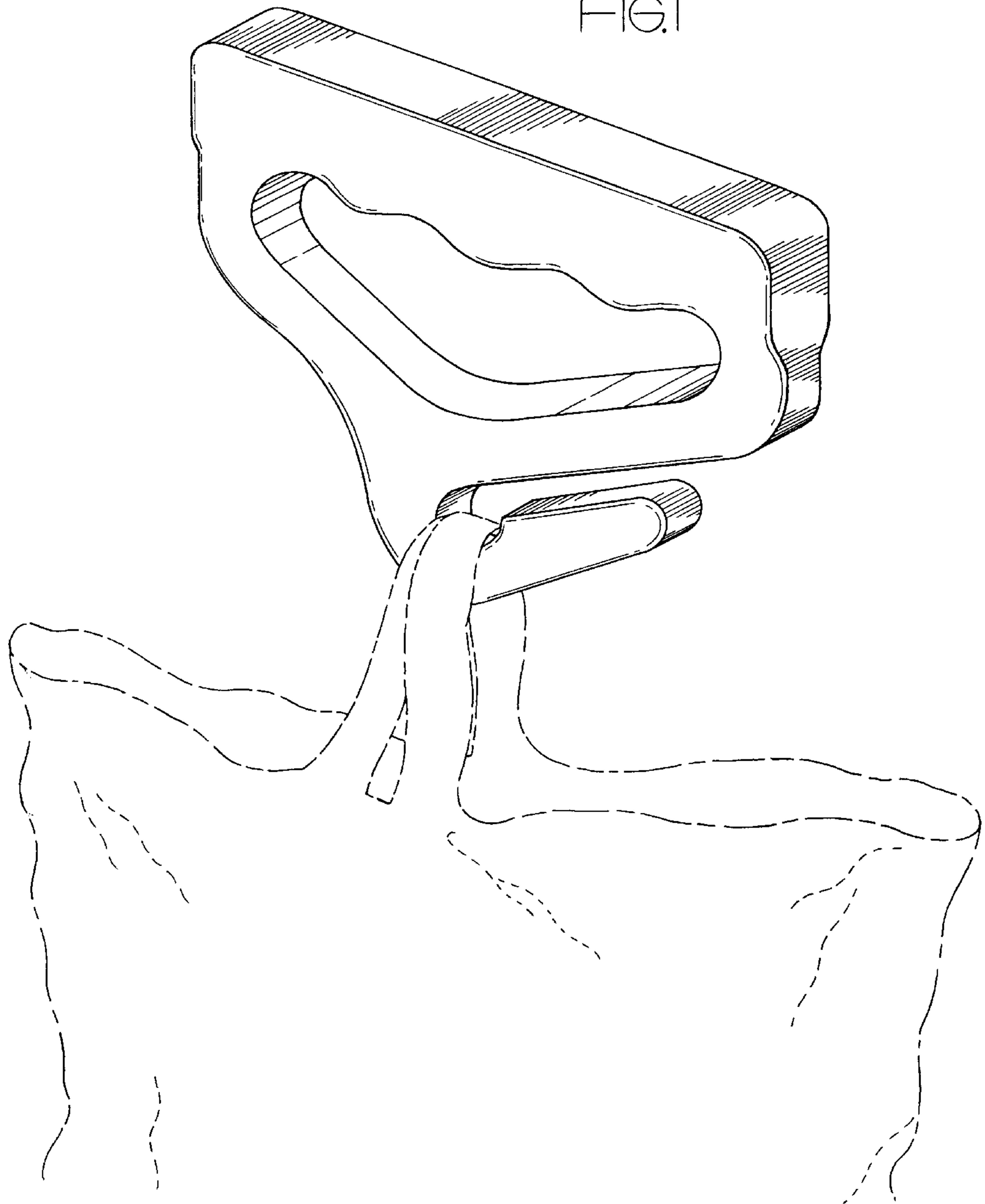


FIG. 2

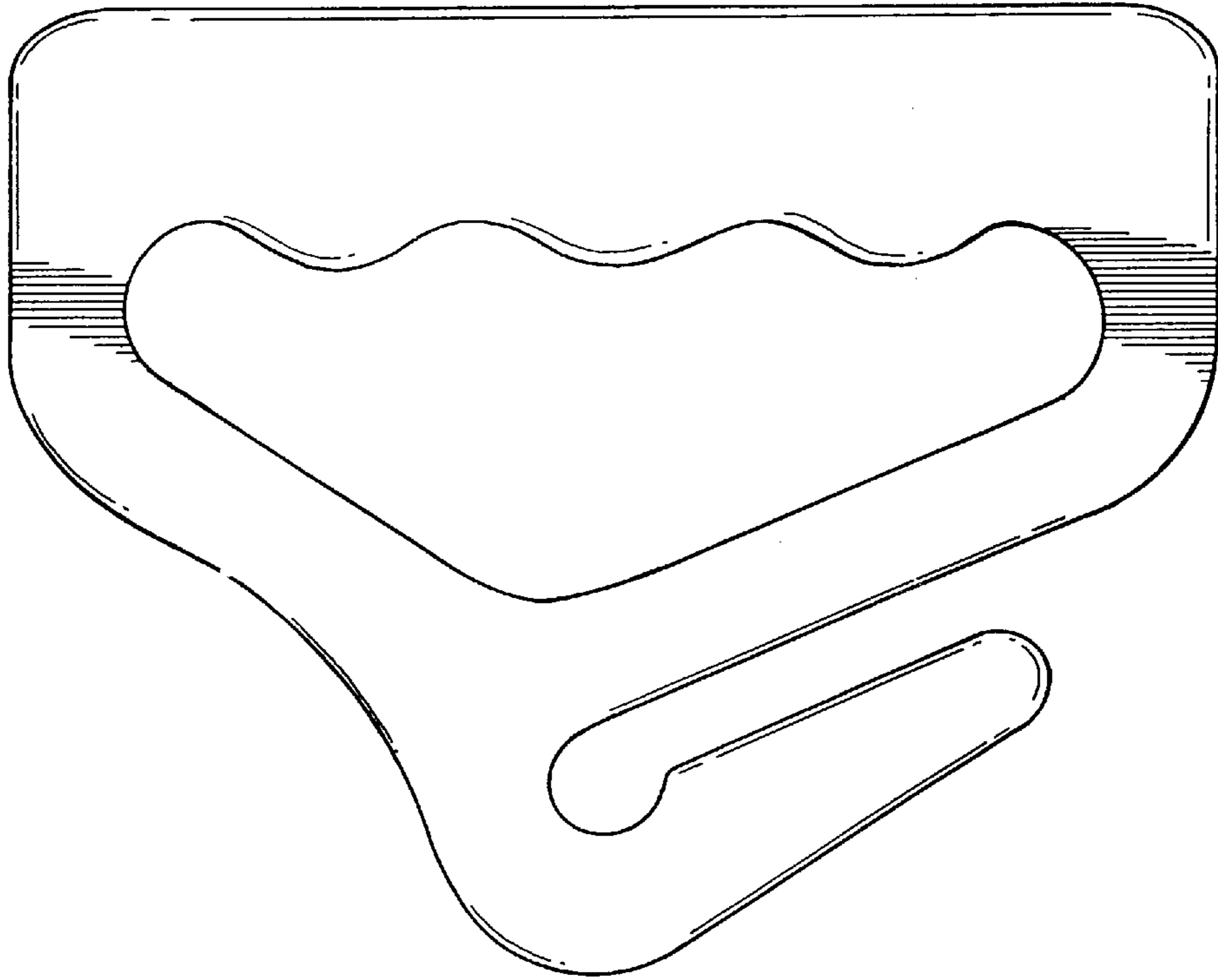


FIG. 3

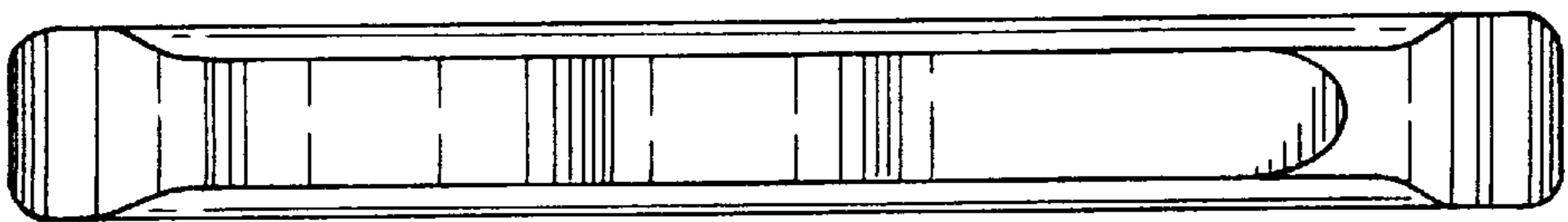


FIG. 4

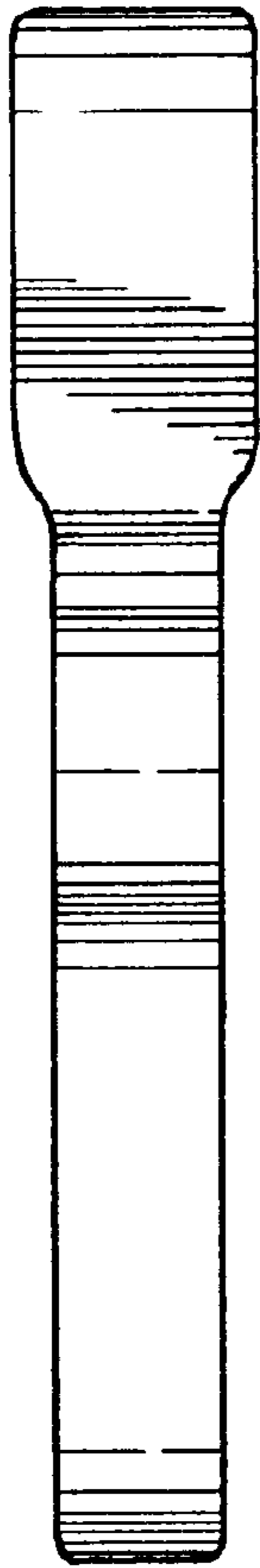


FIG. 5




FIG. 6